



*Pennsylvania Public Utility Commission*  
**RATE COMPARISON REPORT**

July 15, 2020

*Prepared By:*  
The Bureau of Technical Utility Services



Pennsylvania Public Utility Commission  
Rate Comparison Report  
July 15, 2020

Prepared by:  
The Bureau of Technical Utility Services

The Honorable Tom Wolf  
Governor of Pennsylvania

The Honorable John Fetterman  
Lieutenant Governor of Pennsylvania

Members of the General Assembly,

I am pleased to submit for your review the Commission's Rate Comparison Report for 2020.

Act 201, signed into law on Nov. 30, 2004, added Section 308.1(b) to the Public Utility Code, 66 Pa. C.S. §308. Section 308.1(b) requires the Public Utility Commission (PUC) to file an annual Rate Comparison Report (Report) with the Governor and the General Assembly on April 15 every year. The Report compares all categories of ratepayers for all electric and gas public utilities so that a reasonably accurate comparison of rates can be made between similar ratepayers receiving services in different service areas of the Commonwealth.

The first section of the Report provides information on the average residential usage and bill amounts for select utilities. The second and third sections provide more detailed information on electric and natural gas service, respectively, with comparison tables and graphs of all regulated Electric Distribution Companies (EDCs) and Natural Gas Distribution Companies (NGDCs), followed by individual company information.

Sincerely,

A handwritten signature in black ink, reading "Gladys Brown Dutrieuille". The signature is fluid and cursive, with the first name "Gladys" being the most prominent.

Gladys Brown Dutrieuille  
Chairman, Pennsylvania Public Utility Commission



# Table of Contents

<b>Introduction</b>	<b>4</b>
<b>Section 1: Average Residential Usage and Bill</b>	<b>6</b>
<b>Section 2: Electric Utilities</b>	<b>7</b>
Electric Utilities Comparison	8
Electric Utilities Bill Comparison Graphs	9
Citizens' Electric Co.	11
Duquesne Light Co.	12
Metropolitan Edison Co.	13
PECO Energy Co.	14
Pennsylvania Electric Co.	15
Pennsylvania Power Co.	16
Pike County Light & Power Co.	17
PPL Electric Utilities Corp.	18
UGI Utilities Inc. - Electric	19
Wellsboro Electric Co.	20
West Penn Power Co.	21
<b>Section 3: Gas Utilities</b>	<b>22</b>
Large Gas Utilities Comparison	23
Small Gas Utilities Comparison	24
Large Gas Utilities Bill Comparison Graphs	25
Andreassi Gas Co.	27
Chartiers Natural Gas Co. Inc.	28
Columbia Gas of Pennsylvania Inc.	29
C.E. Dunmire Gas Co.	30
Herman Oil & Gas Co. Inc.	31
Kaib & Kaib Gas Co.	32
Larkin Oil & Gas Co.	33
Leatherstocking Gas Co., LLC	34
National Fuel Gas Distribution Corp.	35
North East Heat & Light Co.	36
PECO Energy Co.	37



Peoples Gas Co. LLC	38
Peoples Natural Gas Co.	39
Philadelphia Gas Works	40
Pike County Light & Power Co.	41
Pine-Roe Natural Gas Co. Inc.	42
Riemer Natural Gas LLC	43
SAR Gas Co.	44
Sigel Gas Co.	45
UGI Utilities Inc. – Gas Division	46
Valley Energy Inc.	47
Wally Gas Co.	48

## Introduction

To achieve an accurate comparison, the Commission established ratepayer categories and monthly usage parameters. These usage parameters include a demand component where applicable. The Commission also established that the rates used would be as of Jan. 31, 2020 and would be based on the default service price. All prices are for ratepayers not currently purchasing their gas or electric generation from competitive suppliers (non-shoppers) and reflect a monthly bill at the given usage parameters. The ratepayer classifications and usage assumptions are detailed below.

<b><u>Ratepayer Classification</u></b>	<b><u>Electric Usage*</u></b>	<b><u>Gas Usage</u></b>
1. Residential	500 kWh	2 Mcf/month
2. Residential Heating	2,000 kWh	15 Mcf/month
3. Small Commercial	5 KW demand 1,000 kWh	150 Mcf/year
4. Medium Commercial	25 KW demand 10,000 kWh	500 Mcf/year
5. Large Commercial	500 KW demand 200,000 kWh	9,000 Mcf/year
6. Industrial	1,000 KW demand 400,000 kWh	>9,000 Mcf/year
7. Public Street Lighting (LED service)	50 watts	N/A

kWh = Kilowatt hour, a standard measure of electricity usage calculated by multiplying total wattage by hours of use divided by 1,000, e.g. one 100-watt bulb will use 24 kWh in one month (30 days) if used eight hours a day [(100\*240)/1,000 = 24 kWh].

KW = Kilowatt (1000 watts), used as a demand measure for larger users of electricity. Essentially, it is a measure of the electrical capacity required by the customer at any instantaneous moment.

Mcf = 1,000 cubic feet of gas, a standard measure of gas usage. It is the measure of the flow of cubic feet of gas through the meter.

Street lighting is determined as the cost of running one 50-watt light for a month.

\*These usage parameters are static figures implemented by the Commission that have been in use since the inception of the Report in order to facilitate an apples-to-apples comparison of rates and bill amounts across all utilities for all years. They do not represent a utility's average customer usage. If a reader desires such information, they should view the Average Residential Usage and Bill tables found in Section 1 of the Report.

The Commission reached out to every regulated electric and gas utility seeking the information necessary to complete this report. The Commission is grateful for the timely responses of the utility companies.

Section 1 includes tables displaying the average monthly residential usage and bill amounts for all EDCs and large NGDCs. The sections that follow present the rate tables for each utility, so an accurate comparison between utilities can be made. Section 2 begins with a comparison table and graphs that include all of the electric utilities, after which it presents each of the electric utilities, in alphabetical order, with their individual rate tables and a brief description of the utility, the applicable tariff number, and any unique company-specific information that is relevant to the rate information provided. It also includes a summary of competitive supplier activity in each of the utility territories.

Section 3 contains the same information, in the same format, as Section 2 but for the gas utilities. The only exception is the beginning comparison tables, which are divided between the 1307(f)<sup>1</sup> and Gas Cost Rate (GCR)<sup>2</sup> gas utilities. The comparison tables in the beginning of each section show the total charges for each rate classification between all of the electric and gas utilities. The individual company rate tables detail the separate pieces that make up the total charges for each rate classification.

While the beginning tables of each section present the easiest measure of comparison for rates, the Commission encourages readers of this Report to examine the full contents of Sections 2 and 3 to understand the components that make up the rates for any company, as well as any unique situations that may affect the company's rates.

The Electric and Natural Gas Choice and Competition Acts, of 1997 and 1999 respectively, provided a framework that allowed retail customers to have direct access to competitive suppliers of electricity and gas. The laws – which apply to all EDCs in the Commonwealth and only those NGDCs with annual revenues greater than \$6 million or smaller NGDCs who voluntarily petition the Commission to be an active participant – allow customers to purchase energy from competitive suppliers, while still having their electricity or gas delivered by their regulated distribution utility. For detailed information about competitive supplier offerings, visit [www.PAPowerSwitch.com](http://www.PAPowerSwitch.com) (electric) and [www.PAGasSwitch.com](http://www.PAGasSwitch.com).<sup>3</sup>

---

<sup>1</sup> Gas utilities with more than \$40 million in revenues and subject to rate filings under Section 1307(f) of the Public Utility Code, 66 Pa. C.S. § 1307(f).

<sup>2</sup> Gas utilities with revenues less than \$40 million that file annual GCR adjustments in accordance with 66 Pa. C.S. § 1307(e) and 52 Pa. Code § 53.66.

<sup>3</sup> Data contained in this report on the number of EGS/NGS offers being made is taken from these websites.



## Section 1: Average Residential Usage and Bill

This section contains tables displaying the 2019 average monthly residential usage and corresponding bill amount for all eleven EDCs and the seven large NGDCs. Please see Sections 2 and 3 of this Report for a detailed comparison of the rates of all regulated electric and gas utilities across the state on a fixed usage basis.

### Electric

EDCs	Avg. Monthly Usage (kWh)	Avg. Monthly Bill (\$)
Citizens' Electric Co.	959	104.91
Duquesne Light Co.	606	99.21
Metropolitan-Edison Co.	932	121.56
PECO Energy Co.	767	111.53
Pennsylvania Electric Co.	709	108.77
Pennsylvania Power Co.	938	127.00
Pike County Light & Power Co.	666	69.04
PPL Electric Utilities Corp.	950	128.21
UGI Utilities Inc. - Electric	1,000	103.44
Wellsboro Electric Co.	708	95.22
West Penn Power Co.	949	108.16

### Natural Gas

Large NGDCs	Avg. Monthly Usage (Mcf)	Avg. Monthly Bill (\$)
Columbia Gas of PA Inc.	7	90.58
National Fuel Gas Distribution Corp.	8	67.65
PECO Energy Co.	6.87	69.72
Peoples Gas Co. LLC	7	84.47
Peoples Natural Gas Co.	8	73.70
Philadelphia Gas Works	6.25	99.39
UGI Utilities Inc. – Gas Division	7.4	79.55

## Section 2: Electric Utilities

### Abbreviations Used in the Tables

- **kWh** – Kilowatt Hour – Standard unit of energy equivalent to one kilowatt of power sustained for one hour, calculated by multiplying total wattage by hours of use and then dividing by 1,000. For example, one 100-watt bulb used eight hours a day for 30 days (240 total hours) will use 24 kWh  $[(100 \times 240) / 1,000 = 24 \text{ kWh}]$ .
- **KW** – Kilowatt – Standard unit of electric power equivalent to 1,000 watts, used as a demand measure for larger users of electricity. Essentially, it is a measure of the electrical capacity required by the customer at any instantaneous moment.
- **CTC** – Competitive Transition Charge – Charge designed to recover an electric utility's transition or stranded costs associated with generation facilities that were divested as a result of the Electricity Generation Customer Choice and Competition Act, as outlined in Chapter 28 of the Public Utility Code, 66 Pa. C.S. § 2808.
- **STAS** – State Tax Adjustment Surcharge – Surcharge implemented under the State Tax Adjustment Procedure Order of the Commission dated March 10, 1970, as amended, which permits utilities to recover portions of the Corporate Net Income Tax, Gross Receipts Tax, and the Public Utility Realty Tax through a surcharge on rates charged to customers.
- **DSIC** – Distribution System Improvement Charge – Charge imposed by a utility to recover the reasonable and prudent costs incurred to repair, improve or replace eligible property that is part of the utility's distribution system.
- **EE&C** – Energy Efficiency & Conservation – Charge to fund the energy efficiency and conservation measures associated with the implementation of Act 129 of 2008, as outlined in Chapter 28 of the Public Utility Code, 66 Pa. C.S. § 2806.1.

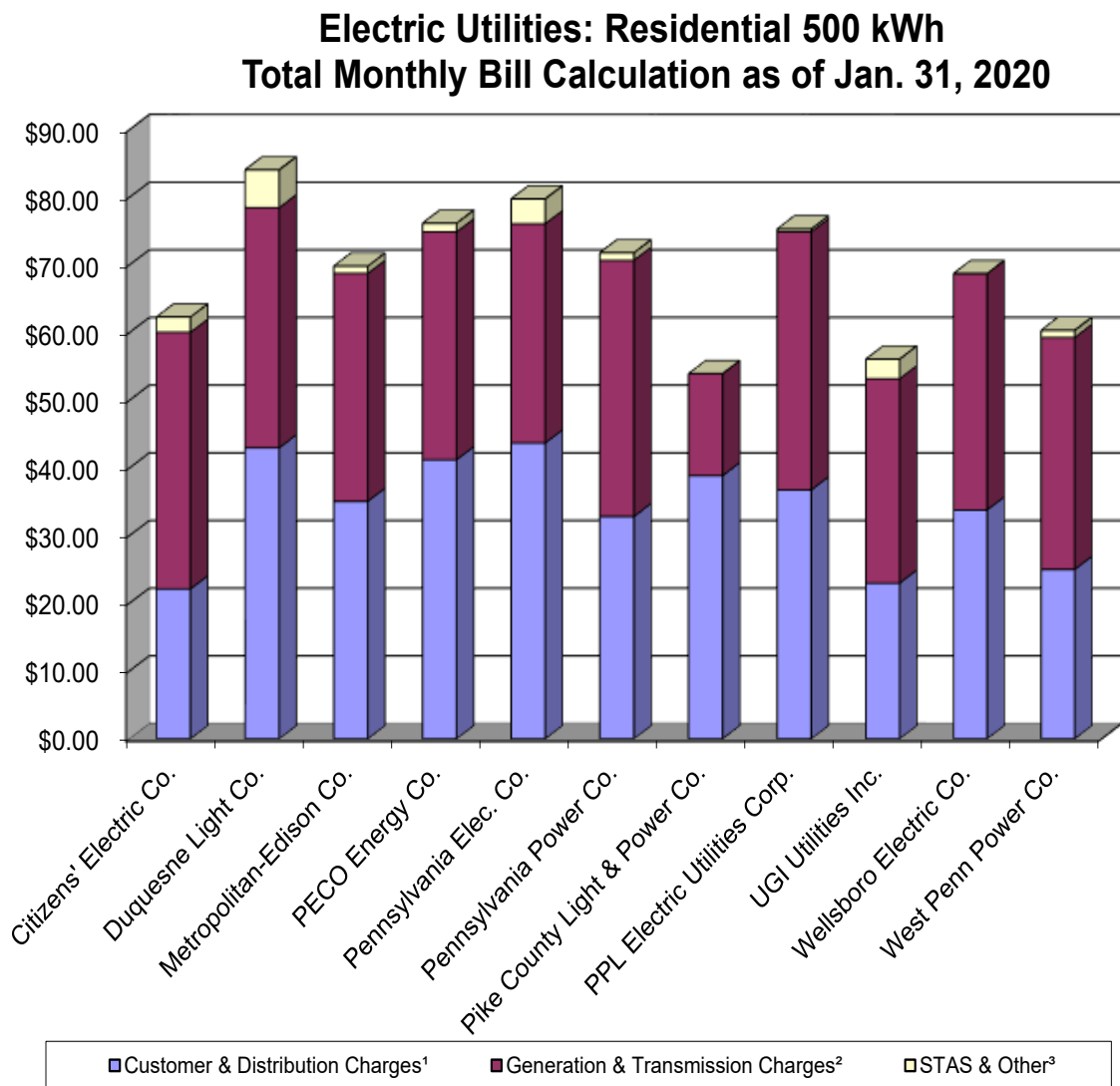
## Electric Utilities Monthly Bill Comparison

### Electric Utilities Comparison

Rate Classification	Citizens' Electric Co.	Duquesne Light Co.	Metropolitan-Edison Co. (FirstEnergy)	PECO Energy Co.	Pennsylvania Elec. Co. (FirstEnergy)	Pennsylvania Power Co. (FirstEnergy)	Pike County Light & Power Co.	PPL Electric Utilities Corp.	UGI Utilities Inc.	Wellsboro Electric Co.	West Penn Power Co. (FirstEnergy)
Residential											
using 500 KWH	\$62.33	\$84.09	\$69.86	\$76.19	\$79.80	\$71.83	\$53.96	\$75.35	\$56.12	\$68.76	\$60.37
Residential Heating											
using 2000 KWH	\$215.54	\$252.78	\$249.63	\$241.27	\$287.94	\$260.87	\$190.35	\$251.55	\$198.06	\$229.18	\$219.99
Small Commercial (5KW Demand)											
using 1000 KWH	\$118.24	\$136.56	\$123.55	\$124.58	\$119.59	\$132.62	\$106.29	\$114.01	\$110.89	\$143.59	\$110.23
Medium Commercial (25KW Demand)											
using 10,000 KWH	\$981.61	\$974.29	\$796.63	\$865.89	\$854.42	\$836.21	\$942.29	\$814.99	\$877.14	\$1,082.59	\$789.08
Large Commercial (500KW Demand)											
using 200,000 KWH	\$18,971.69	\$16,577.21	\$14,282.35	\$12,538.73	\$15,830.32	\$11,788.08	\$12,868.54	\$17,274.62	\$14,380.39	\$21,043.18	\$12,136.35
Industrial (1000KW Demand)											
using 400,000 KWH	\$37,892.53	\$32,598.22	\$27,521.38	\$24,723.73	\$28,159.21	\$21,369.71	\$25,626.28	\$34,222.45	\$28,592.64	\$37,399.76	\$22,360.01
Public Street (50 Watt LED service)											
	\$20.56	\$13.60	\$10.35	\$33.38	\$9.09	\$8.43	\$23.69	\$12.93	\$30.01	\$9.59	\$8.21



## Electric Utilities Residential Monthly Bill Comparison

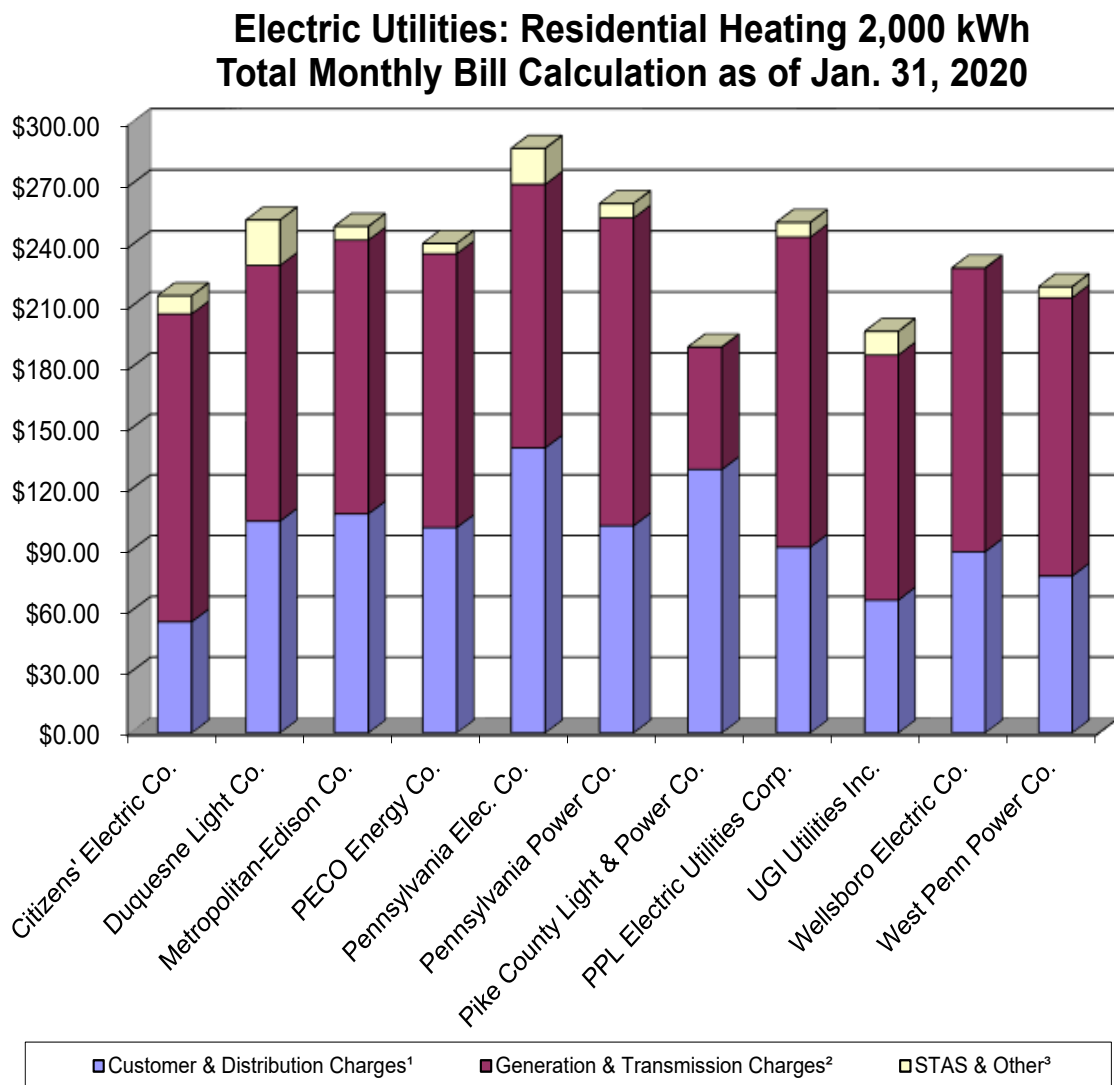


<sup>1</sup>Also includes Smart Meter Charges, Demand Charges, and DSIC.

<sup>2</sup>Also includes Default Service Support Rider.

<sup>3</sup>Other charges may include any of the following: Universal Service Charges, Education Charges, Systems Benefits Charges, Gross Receipts Tax, Federal Tax Cuts and Jobs Act Charges, EE&C Charges, CTC, or any other surcharge or rider unique to a specific utility. Please see a utility's individual chart for a breakdown of what charges can be found on its bill.

## Electric Utilities Residential Monthly Bill Comparison



<sup>1</sup>Also includes Smart Meter Charges, Demand Charges, and DSIC.

<sup>2</sup>Also includes Default Service Support Rider.

<sup>3</sup>Other charges may include any of the following: Universal Service Charges, Education Charges, Systems Benefits Charges, Gross Receipts Tax, Federal Tax Cuts and Jobs Act Charges, EE&C Charges, CTC, or any other surcharge or rider unique to a specific utility. Please see a utility's individual chart for a breakdown of what charges can be found on its bill.

## Citizens' Electric Co.

Citizens' Electric Co. (Citizens'), a subsidiary of C&T Enterprises Inc., serves about 5,900 residential, 1,100 commercial and 40 industrial customers. Its service territory consists of Lewisburg Borough and the townships of East Buffalo, Buffalo and Kelly in Union County, as well as West Chillisquaque in Northumberland County. Citizens' operates under the terms of Electric Tariff Pa. P.U.C. No. 14. With a service area of 55 square miles, Citizens' is one of the smallest electric companies, both in area and in number of customers, included in this rate comparison. C&T Enterprises Inc. is a holding company owned by the Claverack and Tri-County Rural Electric Cooperatives for their for-profit enterprises. C&T also owns the Pennsylvania utilities of Valley Energy Inc. (gas) and Wellsboro Electric Co.

Utility: **Citizens' Electric Co.**

### Default Rate Schedule for Electric Service in the Commonwealth of Pennsylvania

#### Rates for Default Service

Rate Classification	Customer Charge	Distribution Charges	Generation Charges*	Transmission Charges	CTC (if applicable)	DSIC	Universal Service	GRT**	STAS	TOTAL
Residential										
using 500 KWH	\$11.24	\$10.92	\$37.93					\$2.24		<b>\$62.33</b>
Residential Heating										
using 2000 KWH	\$11.24	\$43.67	\$151.70					\$8.95	(\$0.02)	<b>\$215.54</b>
Small Commercial (5KW Demand)										
using 1000 KWH	\$14.17	\$23.75	\$75.85					\$4.48	(\$0.01)	<b>\$118.24</b>
Medium Commercial (25KW Demand)										
using 10,000 KWH	\$14.17	\$164.26	\$758.50					\$44.75	(\$0.07)	<b>\$981.61</b>
Large Commercial (500KW Demand)										
using 200,000 KWH	\$50.83	\$2,857.15	\$15,170.00					\$895.03	(\$1.32)	<b>\$18,971.69</b>
Industrial (1000KW Demand)										
using 400,000 KWH	\$50.83	\$5,714.29	\$30,340.00					\$1,790.05	(\$2.64)	<b>\$37,892.53</b>
Public Street (50 Watt LED service)										
		\$19.23	\$1.33							<b>\$20.56</b>

Notes: \*Transmission is bundled in generation rates.

\*\*GRT - Gross Receipt Tax - 1.0626990

**Shopping Update:** As of June 2020, no EGSs were making offers to Citizens' residential customers. However, 88 commercial and industrial customers (23.8 percent of load) were using a competitive supplier. Information, including Citizens' price to compare and competitive offers, is available at [www.PAPowerSwitch.com](http://www.PAPowerSwitch.com).



## Duquesne Light Co.

Duquesne Light Co. (Duquesne), a subsidiary of Duquesne Light Holdings, serves about 539,000 residential, 60,200 commercial and 1,100 industrial customers. Duquesne's service territory consists of parts of Allegheny, Beaver, Butler and Westmoreland counties in Western Pennsylvania. Duquesne operates under the terms of Electric Tariff Pa. P.U.C. No. 25.

Utility: **Duquesne Light Co.**

### Default Rate Schedule for Electric Service in the Commonwealth of Pennsylvania

#### Rates for Default Service

Rate Classification	Customer Charge	Distribution Charges	Generation Charges	Transmission Charges	DSIC	Smart Meter Charge	Universal Service	EE&C Charges	RMES**	STAS	TOTAL
Residential using 500 KWH	\$12.50	\$30.12	\$27.83	\$7.66	\$0.21	\$0.18	\$4.83	\$0.75	\$0.01		<b>\$84.09</b>
Residential Heating using 2000 KWH	\$12.50	\$91.35	\$111.34	\$14.56	\$0.54	\$0.18	\$19.30	\$3.00	\$0.01		<b>\$252.78</b>
Small Commercial (5KW Demand) using 1000 KWH	\$54.50	\$13.96	\$52.08	\$13.83	\$0.30	\$0.18		\$1.70	\$0.01		<b>\$136.56</b>
Medium Commercial (25KW Demand) using 10,000 KWH	\$65.65	\$227.65	\$556.91	\$105.47	\$1.34	\$0.18		\$17.00	\$0.07	\$0.02	<b>\$974.29</b>
Large Commercial* (500KW Demand) using 200,000 KWH		\$4,862.00	\$8,977.18	\$2,075.00	\$23.65	\$0.18		\$638.88	\$0.01	\$0.31	<b>\$16,577.21</b>
Industrial* (1000KW Demand) using 400,000 KWH		\$9,067.00	\$17,954.35	\$4,150.00	\$44.93	\$0.18		\$1,381.16	\$0.01	\$0.59	<b>\$32,598.22</b>
Public Street (50 Watt LED service)		\$13.01	\$0.53		\$0.06						<b>\$13.60</b>

Notes: \*All Duquesne customers with a peak demand greater than or equal to 200 KW on average are enrolled in an hourly price plan for the generation component of their bill.  
The generation rate used for this report was a calculated average based on historic hourly price service data throughout the past year.  
\*\*Retail Market Enhancement Surcharge - for recovery of all eligible costs associated with enhancing the competitive energy market in Pennsylvania.

**Shopping Update:** As of June 2020, 135 EGS offers were being made to Duquesne's customers. Furthermore, 174,155 customers (28.9 percent of customers; 67.7 percent of the load) were using a competitive supplier. Information, including Duquesne's price to compare and competitive offers, is available at [www.PAPowerSwitch.com](http://www.PAPowerSwitch.com).

## Metropolitan Edison Co.

Metropolitan Edison Co. (Met-Ed), a subsidiary of FirstEnergy Corp., serves about 507,000 residential, 66,000 commercial and 1,800 industrial customers. With a total service area of about 3,300 square miles, Met-Ed's service territory consists of parts of the Easton, Lebanon and Reading areas in Eastern Pennsylvania and the York Area in South Central Pennsylvania. Met-Ed operates under the terms of Electric Tariff Pa. P.U.C. No. 52. FirstEnergy, headquartered in Akron, Ohio, is one of the country's largest investor-owned electric systems, serving approximately 6 million customers through its 10 electric utility operating companies in Pennsylvania, Ohio, Maryland, West Virginia and New Jersey. Other FirstEnergy electric utility operating companies in Pennsylvania are the Pennsylvania Electric Co., Pennsylvania Power Co. and West Penn Power Co.

Utility: **Metropolitan Edison Co.**

### Default Rate Schedule for Electric Service in the Commonwealth of Pennsylvania

#### Rates for Default Service

Rate Classification	Customer Charge	Distribution Charges	Generation Charges	DSIC	DSSR*	EE&C Charges	Smart Meter Charge	Universal Service	TCJA**	TOTAL
Residential										
using 500 KWH	\$11.25	\$24.00	\$32.55	\$0.49	\$1.14	\$1.63	(\$0.63)	\$2.07	(\$2.64)	<b>\$69.86</b>
Residential Heating										
using 2000 KWH	\$11.25	\$96.00	\$130.20	\$1.55	\$4.54	\$6.48	(\$0.63)	\$8.28	(\$8.04)	<b>\$249.63</b>
Small Commercial (5KW Demand)										
using 1000 KWH	\$21.88	\$40.69	\$62.00	\$0.80	(\$0.12)	\$1.34	\$1.65		(\$4.69)	<b>\$123.55</b>
Medium Commercial (25KW Demand)										
using 10,000 KWH	\$43.03	\$129.92	\$620.00	\$2.30	(\$0.70)	\$13.40	\$1.65		(\$12.97)	<b>\$796.63</b>
Large Commercial (500KW Demand)										
using 200,000 KWH	\$270.09	\$2,127.08	\$11,698.00	\$33.59	(\$10.50)	\$345.00	(\$1.12)		(\$179.79)	<b>\$14,282.35</b>
Industrial (1000KW Demand)										
using 400,000 KWH	\$951.53	\$3,074.17	\$23,072.00	\$57.73	(\$21.00)	\$690.00	(\$1.12)		(\$301.93)	<b>\$27,521.38</b>
Public Street (50 Watt LED service)										
	\$9.80		\$1.12	\$0.12		\$0.05			(\$0.74)	<b>\$10.35</b>

Notes: The Large Commercial and Industrial rates are billed generation based on hourly pricing. The generation cost per kWh used to calculate the generation portion was based on the 2019 calendar year average hourly rate.

\*Default Service Support Rider

\*\*A refund to customers based upon tax savings incurred under the Federal Tax Cuts and Jobs Act.

**Shopping Update:** As of June 2020, 144 EGS offers were being made to Met-Ed's customers. Furthermore, 168,088 customers (29.2 percent of customers; 63.1 percent of the load) were using a competitive supplier. Information, including Met-Ed's current price to compare and competitive offers, is available at [www.PAPowerSwitch.com](http://www.PAPowerSwitch.com).

## PECO Energy Co.

PECO Energy Co. (PECO), a subsidiary of the Exelon Corp. (Exelon), is Pennsylvania's largest electric utility, serving approximately 1.49 million residential, 154,000 small commercial and industrial, and 3,100 large commercial and industrial customers within parts of the following counties in Southeastern Pennsylvania: Bucks, Chester, Delaware, Montgomery, Philadelphia and York. PECO operates under the terms of Electric Tariff Pa. P.U.C. No. 6. PECO also provides gas service to more than 500,000 customers in the Philadelphia area. Exelon, headquartered in Chicago, is one of the nation's largest power producers, who, through its six utility operating companies, provides electric and natural gas service to roughly ten million customers in Illinois, Maryland, Washington D.C., Delaware, New Jersey and Pennsylvania.

Utility: **PECO Energy Co.**

### Default Rate Schedule for Electric Service in the Commonwealth of Pennsylvania

#### Rates for Default Service

Rate Classification	Customer Charge	Distribution Charges	Generation Charges	Transmission Charges	NDCA*	NBT**	EE&C Charges	Universal Service	Education Charges	TOTAL
Residential using 500 KWH	\$9.99	\$31.25	\$30.57	\$3.12	(\$0.30)	\$1.33	\$1.56	(\$1.31)	(\$0.02)	\$76.19
Residential Heating using 2000 KWH	\$9.99	\$91.44	\$122.28	\$12.46	(\$1.20)	\$5.30	\$6.24	(\$5.22)	(\$0.02)	\$241.27
Small Commercial (5KW Demand) using 1000 KWH	\$14.49	\$38.15	\$58.56	\$7.90	(\$0.60)	\$3.85	\$2.23			\$124.58
Medium Commercial (25KW Demand) using 10,000 KWH	\$14.49	\$190.75	\$585.60	\$39.50	(\$6.00)	\$19.25	\$22.30			\$865.89
Large Commercial (500KW Demand) using 200,000 KWH	\$353.84	\$2,445.00	\$8,260.00	\$730.00	(\$120.00)	\$420.00	\$450.00		(\$0.11)	\$12,538.73
Industrial (1000KW Demand) using 400,000 KWH	\$353.84	\$4,890.00	\$16,520.00	\$1,460.00	(\$240.00)	\$840.00	\$900.00		(\$0.11)	\$24,723.73
Public Street (50 Watt LED service)		\$32.55	\$0.85	\$0.01	(\$0.03)					\$33.38

Notes: For the Large Commercial/Industrial classes, GSA 3/4 Hourly Pricing Option was used to calculate the generation charges.  
For the Public Street Lighting class, PECO used 53 Watt LED service.  
\*Nuclear Decommissioning Cost Adjustment \*\*Non-bypassable Transmission Charge

**Shopping Update:** As of June 2020, 143 EGS offers were being made to PECO's customers. Furthermore, 497,290 customers (30 percent of customers; 59 percent of the load) were using a competitive supplier. Information, including PECO's price to compare and competitive offers, is available at [www.PAPowerSwitch.com](http://www.PAPowerSwitch.com).



## Pennsylvania Electric Co.

Pennsylvania Electric Co. (Penelec), a subsidiary of the FirstEnergy Corp., serves approximately 501,000 residential, 83,100 commercial and 1,900 industrial customers. Penelec's service territory consists of 17,600 square miles spanning more than 30 counties throughout mostly rural areas of Northern and Central Pennsylvania. Penelec operates under the terms of Electric Tariff Pa. P.U.C. No. 81. FirstEnergy, headquartered in Akron, Ohio, is one of the country's largest investor-owned electric systems, serving approximately 6 million customers through its 10 electric utility operating companies in Pennsylvania, Ohio, Maryland, West Virginia and New Jersey. Other FirstEnergy electric utility operating companies in Pennsylvania are the Metropolitan Edison Co., Pennsylvania Power Co. and West Penn Power Co.

Utility: **Pennsylvania Electric Co.**

### Default Rate Schedule for Electric Service in the Commonwealth of Pennsylvania

#### Rates for Default Service

Rate Classification	Customer Charge	Distribution Charges	Generation Charges	CTC (if applicable)	DSIC	DSSR*	EE&C Charges	Smart Meter Charge	Universal Service	TCJA**	TOTAL
Residential using 500 KWH	\$11.25	\$30.37	\$32.23	\$1.30	\$0.63	\$0.18	\$1.46	\$1.47	\$3.59	(\$2.68)	<b>\$79.80</b>
Residential Heating using 2000 KWH	\$11.25	\$121.48	\$128.90	\$5.18	\$2.09	\$0.70	\$6.65	\$5.88	\$14.34	(\$8.53)	<b>\$287.94</b>
Small Commercial (5KW Demand) using 1000 KWH	\$18.33	\$36.24	\$59.98	\$4.01	\$0.79	\$0.35	\$2.39	\$1.01		(\$3.51)	<b>\$119.59</b>
Medium Commercial (25KW Demand) using 10,000 KWH	\$39.38	\$160.24	\$599.80	\$40.10	\$3.33	\$3.50	\$10.31	\$10.60		(\$12.84)	<b>\$854.42</b>
Large Commercial (500KW Demand) using 200,000 KWH	\$204.79	\$3,395.25	\$11,118.00	\$802.00	\$61.52	\$70.00	\$220.24	\$190.00		(\$231.48)	<b>\$15,830.32</b>
Industrial (1000KW Demand) using 400,000 KWH	\$996.52	\$3,570.49	\$21,572.00	\$1,268.00	\$85.62	\$140.00	\$440.24	\$380.00		(\$293.66)	<b>\$28,159.21</b>
Public Street (50 Watt LED service)	\$8.29	\$0.00	\$1.08	\$0.07	\$0.11	\$0.01	\$0.04	\$0.02		(\$0.53)	<b>\$9.09</b>

Notes: The Large Commercial and Industrial rates are billed generation based on hourly pricing. The generation cost per kWh used to calculate the generation portion was based on the 2019 calendar year average hourly rate.

\*Default Service Support Rider

\*\*A refund to customers based upon tax savings incurred under the Federal Tax Cuts and Jobs Act.

**Shopping Update:** As of June 2020, 144 EGS offers were being made to Penelec's customers. Furthermore, 155,368 customers (26.5 percent of customers; 66.2 percent of the load) were using a competitive supplier. Information, including Penelec's current price to compare and competitive offers, is available at [www.PAPowerSwitch.com](http://www.PAPowerSwitch.com).

## Pennsylvania Power Co.

Pennsylvania Power Co. (Penn Power), a subsidiary of FirstEnergy Corp., serves approximately 146,000 residential, 20,400 commercial and 600 industrial customers. Penn Power's service territory consists of 1,100 square miles in parts of the following Western Pennsylvania counties: Allegheny, Beaver, Butler, Crawford, Lawrence, Mercer and Venango. Penn Power operates under the terms of Electric Tariff Pa. P.U.C. No. 36. FirstEnergy, headquartered in Akron, Ohio, is one of the country's largest investor-owned electric systems, serving approximately 6 million customers through its 10 electric utility operating companies in Pennsylvania, Ohio, Maryland, West Virginia and New Jersey. Other FirstEnergy electric utility operating companies in Pennsylvania are the Metropolitan Edison Co., Pennsylvania Electric Co. and West Penn Power Co.

Utility: **Pennsylvania Power Co.**

### Default Rate Schedule for Electric Service in the Commonwealth of Pennsylvania

#### Rates for Default Service

Rate Classification	Customer Charge	Distribution Charges	Generation Charges	DSIC	DSSR*	EE&C Charges	Smart Meter Charge	Universal Service	TCJA**	TOTAL
Residential using 500 KWH	\$11.00	\$22.19	\$37.86	\$1.32		\$1.42	(\$1.65)	\$2.39	(\$2.70)	<b>\$71.83</b>
Residential Heating using 2000 KWH	\$11.00	\$88.74	\$151.44	\$4.24		\$5.64	(\$1.65)	\$9.56	(\$8.10)	<b>\$260.87</b>
Small Commercial (5KW Demand) using 1000 KWH	\$24.89	\$36.23	\$73.25	\$2.32	(\$1.51)	\$1.34	\$1.06		(\$4.96)	<b>\$132.62</b>
Medium Commercial (25KW Demand) using 10,000 KWH	\$26.87	\$87.17	\$732.50	\$4.07	(\$19.60)	\$13.40	\$1.06		(\$9.26)	<b>\$836.21</b>
Large Commercial (500KW Demand) using 200,000 KWH	\$130.07	\$2,218.97	\$9,856.00	\$76.53	(\$568.00)	\$268.00	(\$2.75)		(\$190.74)	<b>\$11,788.08</b>
Industrial (1000KW Demand) using 400,000 KWH	\$114.35	\$4,428.52	\$17,232.00	\$162.47	(\$1,136.00)	\$940.00	(\$2.75)		(\$368.88)	<b>\$21,369.71</b>
Public Street (50 Watt LED service)	\$7.32	\$0.00	\$0.89	\$0.29	(\$0.04)	\$0.56	\$0.00		(\$0.59)	<b>\$8.43</b>

Notes: The Large Commercial and Industrial rates are billed generation based on hourly pricing. The generation cost per kWh used to calculate the generation portion was based on the 2019 calendar year average hourly rate.

\*Default Service Support Rider

\*\*A refund to customers based upon tax savings incurred under the Federal Tax Cuts and Jobs Act.

**Shopping Update:** As of June 2020, 105 EGS offers were being made to Penn Power's customers. Furthermore, 43,695 customers (26 percent of customers; 62.1 percent of the load) were using a competitive supplier. Information, including Penn Power's current price and competitive offers, is available at [www.PAPowerSwitch.com](http://www.PAPowerSwitch.com).

## Pike County Light & Power Co.

Pike County Light & Power Co. (Pike), a subsidiary of Corning Natural Gas Holding Corporation (Corning), serves about 3,800 residential and 1,000 commercial customers. Pike's service territory includes Westfall, Milford and Dingman townships, as well as Matamoras and Milford boroughs in Pike County, Northeastern Pennsylvania. Pike operates under the terms of Electric Tariff Pa. P.U.C. No. 8. Corning, headquartered in Corning, NY, also provides natural gas service to approximately 15,000 customers across the southern and central regions of New York State. Additionally, Pike provides natural gas service in Pennsylvania in Westfall Township and Matamoras Borough, Pike County.

Utility: **Pike County Light & Power Co.**

### Default Rate Schedule for Electric Service in the Commonwealth of Pennsylvania

#### Rates for Default Service

Rate Classification	Customer Charge	Distribution Charges*	Generation Charges**	Transmission Charges	CTC (if applicable)	DSIC	Universal Service	SBC***	STAS	TOTAL
Residential using 500 KWH	\$8.50	\$37.18	\$15.06					(\$6.75)	(\$0.03)	<b>\$53.96</b>
Residential Heating using 2000 KWH	\$8.50	\$148.73	\$60.22					(\$27.00)	(\$0.10)	<b>\$190.35</b>
Small Commercial (5KW Demand) using 1000 KWH	\$13.60	\$57.73	\$35.02						(\$0.06)	<b>\$106.29</b>
Medium Commercial (25KW Demand) using 10,000 KWH	\$13.60	\$578.96	\$350.20						(\$0.47)	<b>\$942.29</b>
Large Commercial (500KW Demand) using 200,000 KWH	\$110.90	\$6,833.20	\$5,930.00						(\$5.56)	<b>\$12,868.54</b>
Industrial (1000KW Demand) using 400,000 KWH	\$110.90	\$13,666.40	\$11,860.00						(\$11.02)	<b>\$25,626.28</b>
Public Street**** (50 Watt LED service)		\$22.71	\$1.00						(\$0.02)	<b>\$23.69</b>

Notes: \*Distribution Charges includes transmission charges. The demand components are included where applicable.

\*\*The Pike Default Service Charge is set on a quarterly basis, based on a forecast of wholesale market prices and a reconciliation of prior period costs. The rate used for this report was the one in effect on January 31, 2020.

\*\*\*System Benefits Charges

\*\*\*\*Pike does not utilize 50W LED for street light purposes, so 70W LED was used.

**Shopping Update:** As of June 2020, one EGS offer was being made to Pike's customers. Furthermore, 2,082 customers (44 percent of customers; 47 percent of the load) were using a competitive supplier. Information, including Pike's price to compare and competitive offers, is available at [www.PAPowerSwitch.com](http://www.PAPowerSwitch.com).

## PPL Electric Utilities Corp.

PPL Electric Utilities Corp. (PPL), a subsidiary of the PPL Corp., serves approximately 1.26 million residential, 179,000 commercial and 3,600 industrial customers. PPL's service territory consists of parts of the following counties in Eastern Pennsylvania: Berks, Bucks, Carbon, Chester, Clinton, Columbia, Cumberland, Dauphin, Juniata, Lackawanna, Lancaster, Lebanon, Lehigh, Luzerne, Lycoming, Mifflin, Monroe, Montgomery, Montour, Northampton, Northumberland, Perry, Pike, Schuylkill, Snyder, Sullivan, Susquehanna, Union, Wayne, Wyoming and York. PPL operates under the terms of Electric Tariff Pa. P.U.C. No. 201. PPL Corp., headquartered in Allentown, Lehigh County, delivers energy to more than 10 million customers in Kentucky, Virginia, Tennessee, Pennsylvania and the United Kingdom.

Utility: **PPL Electric Utilities Corp.**

### Default Rate Schedule for Electric Service in the Commonwealth of Pennsylvania

#### Rates for Default Service

Rate Classification	Customer Charge	Distribution Charges	Generation Charges	Transmission Charges	DSIC	SDER**	TCJA***	EE&C Charges	Smart Meter	Universal Service	STAS	TOTAL
Residential												
using 500 KWH	\$14.09	\$17.67	\$26.98	\$11.19	\$1.17	\$0.02	(\$4.17)	\$1.23	\$3.86	\$3.33		<b>\$75.35</b>
Residential Heating												
using 2000 KWH	\$14.09	\$70.68	\$107.90	\$44.74	\$3.11	\$0.06	(\$11.14)	\$4.93	\$3.86	\$13.32		<b>\$251.55</b>
Small Commercial (5KW Demand)												
using 1000 KWH	\$22.00	\$21.81	\$51.07	\$12.53	\$1.59	\$0.01	(\$5.76)	\$2.64	\$8.12			<b>\$114.01</b>
Medium Commercial (25KW Demand)												
using 10,000 KWH	\$60.00	\$99.63	\$510.70	\$125.30	\$5.63	\$0.10	(\$20.97)	\$26.49	\$8.12			<b>\$814.99</b>
Large Commercial* (500KW Demand)												
using 200,000 KWH	\$169.80	\$1,273.50	\$9,746.00	\$5,594.50	\$60.88	\$1.09	(\$189.65)	\$450.49	\$167.96		\$0.05	<b>\$17,274.62</b>
Industrial* (1000KW Demand)												
using 400,000 KWH	\$169.80	\$2,547.00	\$19,492.00	\$11,189.00	\$111.47	\$1.09	(\$356.99)	\$900.99	\$167.96		\$0.13	<b>\$34,222.45</b>
Public Street (50 Watt LED service)												
		\$13.03	\$0.96	\$0.24	\$0.37		(\$1.71)	\$0.04				<b>\$12.93</b>

Notes: \*Default service for 500KW Large Commercial and 1000KW Industrial customers is Real Time Pricing (RTP). Generation charges are the average of PJM Interconnection LLC's Locational Marginal Price (LMP) for 2019 including adders, line-loss and gross receipts tax (GRT).

\*\*Storm Damage Expense Rider

\*\*\*A refund to customers based upon tax savings incurred under the Federal Tax Cuts and Jobs Act.

**Shopping Update:** As of June 2020, 170 EGS offers were being made to PPL's customers. Furthermore, 577,208 customers (39.8 percent of customers; 69.1 percent of the load) were using a competitive supplier. Information, including PPL's current price to compare and competitive offers, is available at [www.PAPowerSwitch.com](http://www.PAPowerSwitch.com).

## UGI Utilities Inc. - Electric

UGI Utilities Inc. (UGI), a subsidiary of UGI Corp., serves approximately 54,500 residential, 7,500 commercial and 150 industrial customers. Operating under the terms of Electric Tariff Pa. P.U.C. No. 6, UGI's service territory consists of parts of Luzerne and Wyoming counties in Northeastern Pennsylvania. UGI also provides natural gas distribution service to more than 600,000 customers in Pennsylvania. UGI Corp., with principal offices in King of Prussia, Montgomery County, provides electric, natural gas, propane gas and energy supply services through its subsidiaries UGI Utilities Inc., AmeriGas Inc. and UGI Energy Services, LLC.

Utility: **UGI Utilities Inc. - Electric**

### Default Rate Schedule for Electric Service in the Commonwealth of Pennsylvania

#### Rates for Default Service

Rate Classification	Customer Charge	Distribution Charges	Generation Charges	Transmission Charges*	DSIC	EE&C Charges	Universal Service	Education Charges	STAS	TOTAL
Residential										
using 500 KWH	\$8.74	\$14.06	\$30.21		\$0.21	\$0.61	\$2.30		(\$0.01)	<b>\$56.12</b>
Residential Heating										
using 2000 KWH	\$8.74	\$56.24	\$120.84		\$0.62	\$2.44	\$9.20		(\$0.02)	<b>\$198.06</b>
Small Commercial										
(5KW Demand)										
using 1000 KWH	\$9.83	\$43.11	\$60.42		\$0.41	(\$2.87)			(\$0.01)	<b>\$110.89</b>
Medium Commercial										
(25KW Demand)										
using 10,000 KWH	\$15.00	\$284.54	\$604.20		\$2.19	(\$28.70)			(\$0.09)	<b>\$877.14</b>
Large Commercial**										
(500KW Demand)										
using 200,000 KWH	\$0.00	\$3,557.30	\$9,836.00		\$36.53	\$952.00			(\$1.44)	<b>\$14,380.39</b>
Industrial**										
(1000KW Demand)										
using 400,000 KWH	\$0.00	\$6,947.80	\$19,672.00		\$71.70	\$1,904.00			(\$2.86)	<b>\$28,592.64</b>
Public Street										
(50 Watt LED service)	\$10.29	\$8.07	\$12.08		\$0.14	(\$0.57)				<b>\$30.01</b>

Notes: \*As a result of the UGI Electric base rate case at Docket No. R-2017-2640058, transmission charges were rolled into the Generation Supply Service.

\*\*Customers with demand > 100 kW are billed on an hourly basis for actual costs incurred. The generation charges shown above were calculated using the average rate billed for these customers during calendar year 2019.

**Shopping Update:** As of June 2020, six EGS offers were being made to UGI's customers. Furthermore, 1,365 customers (2.1 percent of customers; 26.5 percent of the load) were using a competitive supplier. Information, including UGI's current price to compare and competitive offers, is available at [www.PAPowerSwitch.com](http://www.PAPowerSwitch.com).



## Wellsboro Electric Co.

Wellsboro Electric Co. (Wellsboro), a subsidiary of C&T Enterprises Inc., serves approximately 5,100 residential, 1,200 commercial and 12 industrial customers.

Wellsboro's service territory consists of about 178 square miles in the Borough of Wellsboro, and the townships of Charleston, Delmar and Middlebury in Tioga County in North Central Pennsylvania. Wellsboro operates under the terms of Electric Tariff Pa. P.U.C. No. 8. C&T Enterprises Inc. is a holding company owned by the Claverack and Tri-County rural electric cooperatives for their for-profit enterprises. C&T also owns the Pennsylvania utilities of Valley Energy Inc. (gas) and Citizens' Electric Co.

Utility: **Wellsboro Electric Co.**

### Default Rate Schedule for Electric Service in the Commonwealth of Pennsylvania

#### Rates for Default Service

Rate Classification	Customer Charge	Distribution Charges	Generation Charges	Transmission Charges	Demand Charges*	DSIC	Universal Service	Education Charges	STAS	TOTAL
Residential										
using 500 KWH	\$10.79	\$23.04	\$32.93	\$1.99					\$0.01	<b>\$68.76</b>
Residential Heating										
using 2000 KWH	\$10.79	\$78.72	\$131.70	\$7.95					\$0.02	<b>\$229.18</b>
Small Commercial (5KW Demand)										
using 1000 KWH	\$12.22	\$61.52	\$65.85	\$3.98					\$0.02	<b>\$143.59</b>
Medium Commercial (25KW Demand)										
using 10,000 KWH	\$32.03	\$204.44	\$658.50	\$39.75	\$147.75				\$0.12	<b>\$1,082.59</b>
Large Commercial (500KW Demand)										
using 200,000 KWH	\$32.03	\$4,088.88	\$13,170.00	\$795.00	\$2,955.00				\$2.27	<b>\$21,043.18</b>
Industrial (1000KW Demand)										
using 400,000 KWH	\$67.98	\$1,027.74	\$26,340.00	\$1,590.00	\$8,370.00				\$4.04	<b>\$37,399.76</b>
Public Street (50 Watt LED service)										
	\$0.00	\$8.33	\$1.19	\$0.07						<b>\$9.59</b>

Notes: \*Related to distribution service.

**Shopping Update:** As of June 2020, no EGSs were making offers to Wellsboro's residential customers. However, 67 commercial and industrial customers (28.4 percent of load) were using a competitive supplier. Information, including Wellsboro's price to compare and competitive offers, is available at [www.PAPowerSwitch.com](http://www.PAPowerSwitch.com).

## West Penn Power Co.

West Penn Power Co. (West Penn), a subsidiary of FirstEnergy Corp., serves approximately 625,000 residential, 101,000 commercial and 5,800 industrial customers. West Penn's service territory consists of portions of 25 counties throughout Southwestern and Central Pennsylvania. West Penn operates under the terms of Electric Tariff Pa. P.U.C. No. 40. FirstEnergy, headquartered in Akron, Ohio, is one of the country's largest investor-owned electric systems, serving approximately 6 million customers through its 10 electric utility operating companies in Pennsylvania, Ohio, Maryland, West Virginia and New Jersey. Other FirstEnergy electric utility operating companies in Pennsylvania are the Metropolitan Edison Co., Pennsylvania Electric Co. and Pennsylvania Power Co.

Utility: **West Penn Power Co.**

### Default Rate Schedule for Electric Service in the Commonwealth of Pennsylvania

#### Rates for Default Service

Rate Classification	Customer Charge	Distribution Charges	Generation Charges	DSIC	DSSR*	Smart Meter Charge	EE&C Charges	Universal Service	TCJA**	TOTAL
Residential										
using 500 KWH	\$7.44	\$17.44	\$28.80	\$0.45	\$5.48	(\$0.30)	\$0.91	\$1.47	(\$1.32)	<b>\$60.37</b>
Residential Heating										
using 2000 KWH	\$7.44	\$69.74	\$115.20	\$1.49	\$21.90	(\$1.20)	\$3.62	\$5.88	(\$4.08)	<b>\$219.99</b>
Small Commercial (5KW Demand)										
using 1000 KWH	\$9.52	\$35.29	\$57.22	\$0.76	\$8.11	\$0.94	\$0.76		(\$2.37)	<b>\$110.23</b>
Medium Commercial (25KW Demand)										
using 10,000 KWH	\$18.91	\$112.20	\$572.20	\$3.07	\$81.10	\$0.94	\$7.60		(\$6.94)	<b>\$789.08</b>
Large Commercial (500KW Demand)										
using 200,000 KWH	\$145.82	\$2,037.38	\$8,778.00	\$47.62	\$1,065.50	\$12.52	\$165.00		(\$115.49)	<b>\$12,136.35</b>
Industrial (1000KW Demand)										
using 400,000 KWH	\$983.20	\$1,884.75	\$17,096.00	\$74.25	\$2,131.00	\$12.52	\$330.00		(\$151.71)	<b>\$22,360.01</b>
Public Street (50 Watt LED service)										
	\$6.94		\$1.03	\$0.10	\$0.15		\$0.37		(\$0.37)	<b>\$8.21</b>

Notes: The Large commercial and Industrial rates are billed generation based on hourly pricing. The generation cost per kWh used to calculate the generation portion was based on the calendar year 2019 average hourly rate.

\*Default Service Support Rider

\*\*A refund to customers based upon tax savings incurred under the Federal Tax Cuts and Jobs Act.

**Shopping Update:** As of June 2020, 121 EGS offers were being made to West Penn's customers. Furthermore, 183,098 customers (24.6 percent of customers; 63.7 percent of the load) were using a competitive supplier. Information, including West Penn's price to compare and competitive offers, is available at [www.PAPowerSwitch.com](http://www.PAPowerSwitch.com).

## Section 3: Gas Utilities

### Abbreviations Used in the Tables

- **Mcf** – One Thousand Cubic Feet of natural gas – Standard measure of volumetric gas usage equal to 1,000 cubic feet. A single Mcf contains a heat content of approximately one million Btu.
- **GCR** – Gas Cost Rate – Adjustment that allows natural gas utilities to recover a portion of their cost of purchased gas, which may be billed or credited to the customer to properly account for the difference between projected and actual gas costs, as provided for by 66 Pa. C.S. § 1307(e) and 52 Pa. Code § 53.66.
- **STAS** – State Tax Adjustment Surcharge – Surcharge implemented under the State Tax Adjustment Procedure Order of the Commission dated March 10, 1970, as amended, which permits utilities to recover portions of the Corporate Net Income Tax, Gross Receipts Tax, and the Public Utility Realty Tax through a surcharge on rates charged to customers.
- **MFC** – Merchant Function Charge – Charge that reflects the cost of uncollectibles associated with a natural gas utility's natural gas costs. The MFC is a component of a utility's price to compare.
- **GPC** – Gas Procurement Charge – Charge that reflects a natural gas utility's natural gas procurement costs and removes those costs from the utility's base rates to be recovered through a separate charge on a revenue neutral basis. The GPC is a component of a utility's price to compare.
- **DSIC** – Distribution System Improvement Charge – Charge imposed by a utility to recover the reasonable and prudent costs incurred to repair, improve or replace eligible property that is part of the utility's distribution system.

## Large Gas Utilities Monthly Bill Comparison

### Large Gas Utilities Comparison - 1307(f) Companies\*

Rate Classification	Columbia Gas of PA Inc.	National Fuel Gas Dist. Co.	PECO Energy Co.	Peoples Gas Co. LLC	Peoples Natural Gas Co.	Philadelphia Gas Works	UGI Utilities Inc. - Gas Division
Residential							
2 MCF (monthly bill)	\$37.44	\$25.67	\$29.15	\$33.89	\$30.28	\$41.90	\$31.79
Residential Heating							
15 MCF (monthly bill)	\$175.61	\$104.51	\$137.39	\$161.16	\$132.89	\$218.16	\$147.86
Small Commercial							
150 MCF/year (monthly bill)	\$124.57	\$93.95	\$135.40	\$133.11	\$99.01	\$168.47	\$126.62
Medium Commercial							
500 MCF/year (monthly bill)	\$363.92	\$252.75	\$380.40	\$396.23	\$302.93	\$502.88	\$369.74
Large Commercial							
9000 MCF/year (monthly bill)	\$5,002.71	\$3,906.19	\$5,663.39	\$6,064.23	\$4,698.63	\$8,624.17	\$6,274.16
Industrial							
> 9000 MCF/year (monthly bill)	\$6,416.92	\$3,682.20	\$6,390.74	\$6,064.23	\$4,698.63	\$8,544.42	

\*Gas companies with annual revenues greater than \$40 million that are subject to rate filings under Section 1307(f) of the Public Utility Code, 66 Pa. C.S. § 1307(f).

## Small Gas Utilities Monthly Bill Comparison

### Small Gas Utilities Comparison - GCR Companies\*

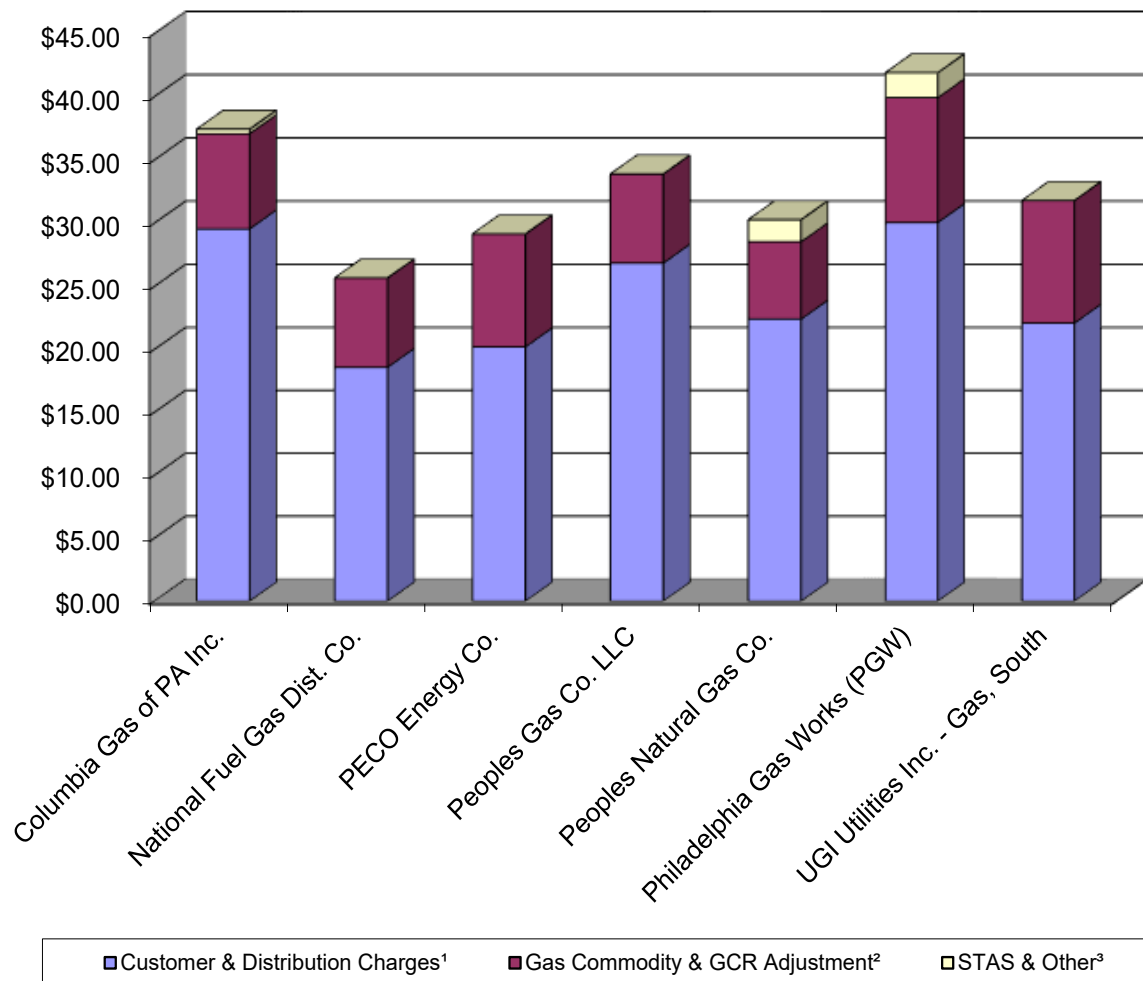
Rate Classification	Andreassi Gas Co.	Chartiers Natural Gas Co. Inc.	C E Dunmire Gas Co.	Herman Oil & Gas Co. Inc.	Kaib & Kaib LLC	Larkin Oil & Gas Co.	Leatherstocking Gas Co. LLC
Residential 2 MCF (monthly bill)	\$37.87	\$34.12	\$25.00	\$51.98	\$16.50	\$13.02	\$44.90
Residential Heating 15 MCF (monthly bill)	\$167.05	\$177.87	\$129.00	\$302.16	\$88.00	\$69.44	\$206.72
Small Commercial 150 MCF/year (monthly bill)	\$141.61	\$159.78	\$143.00	\$254.05	\$74.25		\$175.60
Medium Commercial 500 MCF/year (monthly bill)	\$424.49	\$497.57	\$434.67	\$815.34	\$234.67		\$538.65
Large Commercial 9000 MCF/year (monthly bill)		\$8,701.28		\$8,834.65			\$8,893.28
Industrial > 9000 MCF/year (monthly bill)							\$9,430.78

Rate Classification	North East Heat & Light Co.	Pike County Light & Power Co.	Pine-Roe Natural Gas Co. Inc.	Riemer Natural Gas LLC	SAR Gas Co.	Sigel Gas Co.	Valley Energy Inc.	Wally Gas Co.
Residential 2 MCF (monthly bill)	\$18.38	\$26.54	\$22.87	\$37.71	\$24.00	\$29.04	\$22.33	\$28.21
Residential Heating 15 MCF (monthly bill)	\$82.57	\$150.28	\$106.49	\$214.61	\$173.50	\$139.83	\$99.44	\$146.61
Small Commercial 150 MCF/year (monthly bill)	\$83.19	\$127.63		\$196.09	\$144.75	\$118.53	\$85.22	\$123.84
Medium Commercial 500 MCF/year (monthly bill)	\$247.96	\$385.40		\$592.97		\$367.08	\$242.20	\$389.46
Large Commercial 9000 MCF/year (monthly bill)	\$3,715.25	\$5,985.84		\$10,231.62		\$6,403.50	\$4,054.64	\$6,840.25
Industrial > 9000 MCF/year (monthly bill)	\$3,810.00	\$5,985.84				\$6,404.21	\$3,629.01	

\*Gas companies with annual revenues less than \$40 million that file annual GCR adjustments in accordance with 66 Pa. C.S. § 1307(e) and 52 Pa. Code § 53.66.

## Large Gas Utilities Residential Monthly Bill Comparison

### Large Gas Utilities (Revenue > \$40 Million): Residential 2 Mcf Total Monthly Bill Calculation as of Jan. 31, 2020



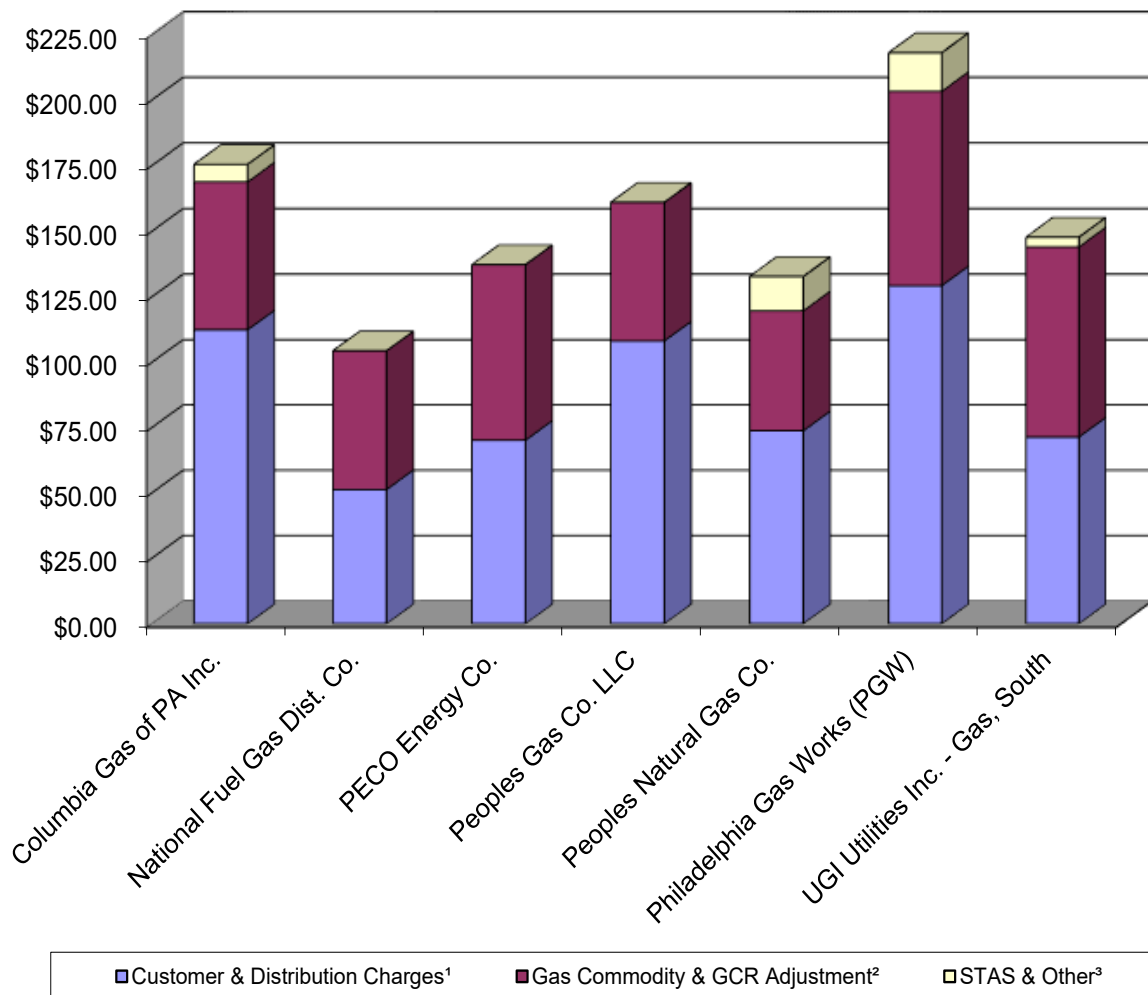
<sup>1</sup>Also includes Demand Charges and DSIC.

<sup>2</sup>Also includes Capacity Charges, GPC, and MFC.

<sup>3</sup>Other charges may include any of the following: Universal Service Charges, Education Charges, Federal Tax Cuts and Jobs Act Charges, EE&C Charges, or any other surcharge or rider unique to a specific utility. Please see a utility's individual chart for a breakdown of what charges can be found on its bill.

## Large Gas Utilities Residential Monthly Bill Comparison

### Large Gas Utilities (Revenue > \$40 Million): Residential Heating 15 Mcf Total Monthly Bill Calculation as of Jan. 31, 2020



<sup>1</sup>Also includes Demand Charges and DSIC.

<sup>2</sup>Also includes Capacity Charges, GPC, and MFC.

<sup>3</sup>Other charges may include any of the following: Universal Service Charges, Education Charges, Federal Tax Cuts and Jobs Act Charges, EE&C Charges, or any other surcharge or rider unique to a specific utility. Please see a utility's individual chart for a breakdown of what charges can be found on its bill.



## Andreassi Gas Co.

Andreassi Gas Co. (Andreassi) provides natural gas service to the public in portions of Armstrong and Butler counties. The company currently provides service to approximately 360 residential customers and 20 commercial customers. Andreassi operates under Gas Tariff Pa. P.U.C. No. 2.

Utility: **Andreassi Gas Co.**

### Default Rate Schedule for Gas Service in the Commonwealth of Pennsylvania

#### Rates for Default Service

Rate Classification	Customer Charge	Distribution Charge	Commodity Charge	GCR Adjustment	DSIC	MFC	Universal Service	STAS	TOTAL
Residential									
2 MCF (monthly bill)	\$18.00	\$9.97		\$9.90					\$37.87
Residential Heating									
15 MCF (monthly bill)	\$18.00	\$74.81		\$74.24					\$167.05
Small Commercial									
150 MCF/year (monthly bill)	\$18.00	\$61.74		\$61.87					\$141.61
Medium Commercial									
500 MCF/year (monthly bill)	\$18.00	\$200.27		\$206.22					\$424.49
Large Commercial									
9000 MCF/year (monthly bill)									
Industrial									
> 9000 MCF/year (monthly bill)									

**Shopping Update:** As of June 2020, no NGSs were making offers to Andreassi's customers. As a small gas utility with under \$6 million in annual revenues, Andreassi is not subject to the provisions of the Natural Gas Choice and Competition Act outlined in Chapter 22 of the Public Utility Code; however, Andreassi may voluntarily petition the Commission to be an active participant under the Act if it so chooses. As it becomes available, shopping information, including Andreassi's price to compare and competitive offers being made, may be viewed at [www.PAGasSwitch.com](http://www.PAGasSwitch.com).

## Chartiers Natural Gas Co. Inc.

Chartiers Natural Gas Co. Inc. (Chartiers) provides natural gas service to the public in Munntown, Nottingham and North Strabane townships, and in various isolated lease areas in Allegheny and Washington counties. Chartiers provides natural gas to approximately 260 residential customers and 10 commercial customers throughout the designated service territory. Chartiers operates under Gas Tariff Pa. P.U.C. No. 1.

Utility: **Chartiers Natural Gas Co. Inc.**

### Default Rate Schedule for Gas Service in the Commonwealth of Pennsylvania

#### Rates for Default Service

Rate Classification	Customer Charge	Distribution Charge	Commodity Charge	GCR Adjustment	DSIC	MFC	Universal Service	STAS	TOTAL
Residential									
2 MCF (monthly bill)	\$12.00		\$13.46	\$8.66					\$34.12
Residential Heating									
15 MCF (monthly bill)	\$12.00		\$100.92	\$64.95					\$177.87
Small Commercial									
150 MCF/year (monthly bill)	\$15.00		\$90.65	\$54.13					\$159.78
Medium Commercial									
500 MCF/year (monthly bill)	\$15.00		\$302.15	\$180.42					\$497.57
Large Commercial									
9000 MCF/year (monthly bill)	\$15.00		\$5,438.70	\$3,247.58					\$8,701.28
Industrial									
> 9000 MCF/year (monthly bill)									

**Shopping Update:** As of June 2020, no NGSs were making offers to Chartier's customers. As a small gas utility with under \$6 million in annual revenues, Chartiers is not subject to the provisions of the Natural Gas Choice and Competition Act outlined in Chapter 22 of the Public Utility Code; however, Chartiers may voluntarily petition the Commission to be an active participant under the Act if it so chooses. As it becomes available, shopping information, including Chartier's price to compare and competitive offers being made, may be viewed at [www.PAGasSwitch.com](http://www.PAGasSwitch.com).

## Columbia Gas of PA Inc.

Columbia Gas of PA Inc. (Columbia) provides gas service to the public in the following counties: Adams, Allegheny, Armstrong, Beaver, Bedford, Butler, Centre, Clarion, Elk, Fayette, Franklin, Fulton, Greene, Indiana, Jefferson, Lawrence, McKean, Mercer, Somerset, Venango, Warren, Washington, Westmoreland and York. Columbia provides service to about 399,000 residential customers, 37,300 commercial customers, and 260 industrial customers. Columbia operates under Gas Tariff Pa. P.U.C. No. 9 and is a subsidiary of NiSource Inc., which is based in Merrillville, Ind., and is one of the nation's largest natural gas distributors with about 4 million customers.

Utility: **Columbia Gas of PA Inc.**

### Default Rate Schedule for Gas Service in the Commonwealth of Pennsylvania

#### Rates for Default Service

Rate Classification	Customer Charge	Distribution Charge	Commodity Charge	GCR Adjustment	DSIC	FTAC**	MFC	Universal Service	TOTAL
Residential									
2 MCF (monthly bill)	\$16.75	\$12.74	\$7.59	(\$0.14)	\$0.07	(\$1.07)	\$0.07	\$1.43	<b>\$37.44</b>
Residential Heating									
15 MCF (monthly bill)	\$16.75	\$95.58	\$56.91	(\$1.07)	\$0.27	(\$4.06)	\$0.50	\$10.73	<b>\$175.61</b>
Small Commercial									
150 MCF/year (monthly bill)	\$22.75	\$57.87	\$47.47	(\$0.89)	\$0.19	(\$2.91)	\$0.09		<b>\$124.57</b>
Medium Commercial									
500 MCF/year (monthly bill)	\$22.75	\$192.90	\$158.23	(\$2.97)	\$0.51	(\$7.79)	\$0.29		<b>\$363.92</b>
Large Commercial									
9000 MCF/year (monthly bill)	\$229.75	\$2,055.43	\$2,848.09	(\$53.47)	\$5.50	(\$82.59)			<b>\$5,002.71</b>
Industrial*									
> 9000 MCF/year (monthly bill)	\$757.34	\$2,348.70	\$3,481.00	(\$65.36)	\$7.49	(\$112.25)			<b>\$6,416.92</b>

Notes: \*Industrial > 9,000 Mcf/year was calculated using 11,000 Mcf/year.

\*\*Federal Tax Adjustment Credit of -3.614% is applied to the Customer Charge and the Distribution Charge.

**Shopping Update:** As of June 2020, 45 NGS offers were being made to Columbia's customers. Furthermore, 73,660 customers (16.8 percent of customers; 46.5 percent of load) were using a competitive supplier. Information, including Columbia's price to compare and competitive offers, is available at [www.PAGasSwitch.com](http://www.PAGasSwitch.com).

## C.E. Dunmire Gas Co.

C.E. Dunmire Gas Co. (Dunmire) furnishes gas service to roughly 60 residential customers in portions of North Buffalo, East Franklin and Washington townships in Armstrong County. Dunmire operates under Gas Tariff Pa. P.U.C. No. 1.

Utility: **C.E. Dunmire Gas Co.**

### Default Rate Schedule for Gas Service in the Commonwealth of Pennsylvania

#### Rates for Default Service

Rate Classification	Customer Charge	Distribution Charge	Commodity Charge	GCR Adjustment	DSIC	MFC	Universal Service Charge	STAS	TOTAL
Residential									
2 MCF (monthly bill)	\$9.00		\$16.00						\$25.00
Residential Heating									
15 MCF (monthly bill)	\$9.00		\$120.00						\$129.00
Small Commercial									
150 MCF/year (monthly bill)	\$18.00		\$125.00						\$143.00
Medium Commercial									
500 MCF/year (monthly bill)	\$18.00		\$416.67						\$434.67
Large Commercial									
9000 MCF/year (monthly bill)									
Industrial									
> 9000 MCF/year (monthly bill)									

**Shopping Update:** As of June 2020, no NGSs were making offers to Dunmire's customers. As a small gas utility with under \$6 million in annual revenues, Dunmire is not subject to the provisions of the Natural Gas Choice and Competition Act outlined in Chapter 22 of the Public Utility Code; however, Dunmire may voluntarily petition the Commission to be an active participant under the Act if it so chooses. As it becomes available, shopping information, including Dunmire's price to compare and competitive offers being made, may be viewed at [www.PAGasSwitch.com](http://www.PAGasSwitch.com).

## Herman Oil & Gas Co. Inc.

Herman Oil and Gas Co. Inc. (Herman) provides for the distribution of gas to customers in a portion of Summit, Clearfield and Winfield townships in Butler County. Herman serves roughly 450 residential customers and one commercial customer and operates under Gas Tariff Pa. P.U.C. No. 4.

Utility: **Herman Oil & Gas Co. Inc.**

### Default Rate Schedule for Gas Service in the Commonwealth of Pennsylvania

#### Rates for Default Service

Rate Classification	Customer Charge	Distribution Charge	Commodity Charge	GCR Adjustment	DSIC	MFC	Universal Service	STAS	TOTAL
Residential									
2 MCF (monthly bill)	\$13.50	\$26.03		\$12.45					\$51.98
Residential Heating									
15 MCF (monthly bill)	\$13.50	\$195.24		\$93.42					\$302.16
Small Commercial									
150 MCF/year (monthly bill)	\$13.50	\$162.70		\$77.85					\$254.05
Medium Commercial									
500 MCF/year (monthly bill)	\$13.50	\$542.34		\$259.50					\$815.34
Large Commercial									
9000 MCF/year (monthly bill)	\$175.00	\$3,988.58		\$4,671.07					\$8,834.65
Industrial									
> 9000 MCF/year (monthly bill)									

**Shopping Update:** As of June 2020, no NGSs were making offers to Herman's customers. As a small gas utility with under \$6 million in annual revenues, Herman is not subject to the provisions of the Natural Gas Choice and Competition Act outlined in Chapter 22 of the Public Utility Code; however, Herman may voluntarily petition the Commission to be an active participant under the Act if it so chooses. As it becomes available, shopping information, including Herman's price to compare and competitive offers being made, may be viewed at [www.PAGasSwitch.com](http://www.PAGasSwitch.com).

## Kaib & Kaib LLC

Kaib & Kaib LLC (Kaib) provides natural gas service to the public in the Borough of Hazen and the Township of Warsaw in Jefferson County. Kaib provides gas service to 44 residential customers and one commercial customer, while operating under Gas Tariff Pa. P.U.C. No. 1.

Utility: **Kaib & Kaib LLC**

### Default Rate Schedule for Gas Service in the Commonwealth of Pennsylvania

#### Rates for Default Service

Rate Classification	Customer Charge	Distribution Charge	Commodity Charge	GCR Adjustment	DSIC	MFC	Universal Service Charge	STAS	TOTAL
Residential									
2 MCF (monthly bill)	\$5.50		\$11.00						\$16.50
Residential Heating									
15 MCF (monthly bill)	\$5.50		\$82.50						\$88.00
Small Commercial									
150 MCF/year (monthly bill)	\$5.50		\$68.75						\$74.25
Medium Commercial									
500 MCF/year (monthly bill)	\$5.50		\$229.17						\$234.67
Large Commercial									
9000 MCF/year (monthly bill)									
Industrial									
> 9000 MCF/year (monthly bill)									

Notes: All customers pay \$5.50 per MCF plus a \$5.50 monthly service charge.

**Shopping Update:** As of June 2020, no NGSs were making offers to Kaib's customers. As a small gas utility with under \$6 million in annual revenues, Kaib is not subject to the provisions of the Natural Gas Choice and Competition Act outlined in Chapter 22 of the Public Utility Code; however, Kaib may voluntarily petition the Commission to be an active participant under the Act if it so chooses. As it becomes available, shopping information, including Kaib's price to compare and competitive offers being made, may be viewed at [www.PAGasSwitch.com](http://www.PAGasSwitch.com).

## Larkin Oil & Gas Co.

Larkin Oil and Gas Co. (Larkin) provides natural gas service in Perry Township, Clarion County and Madison Township, Armstrong County. Larkin's customer base consists of 36 residential customers. Larkin operates under Gas Tariff Pa. P.U.C. No. 2.

Utility: **Larkin Oil & Gas Co.**

### Default Rate Schedule for Gas Service in the Commonwealth of Pennsylvania

#### Rates for Default Service

Rate Classification	Customer Charge	Distribution Charge	Commodity Charge	GCR Adjustment	DSIC	MFC	Universal Service Charge	STAS	TOTAL
Residential									
2 MCF (monthly bill)	\$4.34		\$8.68						\$13.02
Residential Heating									
15 MCF (monthly bill)	\$4.34		\$65.10						\$69.44
Small Commercial									
150 MCF/year (monthly bill)									
Medium Commercial									
500 MCF/year (monthly bill)									
Large Commercial									
9000 MCF/year (monthly bill)									
Industrial									
> 9000 MCF/year (monthly bill)									

**Shopping Update:** As of June 2020, no NGSs were making offers to Larkin's customers. As a small gas utility with under \$6 million in annual revenues, Larkin is not subject to the provisions of the Natural Gas Choice and Competition Act outlined in Chapter 22 of the Public Utility Code; however, Larkin may voluntarily petition the Commission to be an active participant under the Act if it so chooses. As it becomes available, shopping information, including Larkin's price to compare and competitive offers being made, may be viewed at [www.PAGasSwitch.com](http://www.PAGasSwitch.com).



## Leatherstocking Gas Co., LLC

Leatherstocking Gas Co. (Leatherstocking) currently provides service to approximately 300 residential customers and 110 commercial/industrial customers in Susquehanna County, Northeastern Pennsylvania. Leatherstocking operates under the terms of Gas Tariff Pa. P.U.C. No. 1.

Utility: **Leatherstocking Gas Co., LLC**

### Default Rate Schedule for Gas Service in the Commonwealth of Pennsylvania

#### Rates for Default Service

Rate Classification	Customer Charge	Distribution Charge	Commodity Charge	GCR Adjustment	DSIC	MFC	CBOCF*	STAS	TOTAL
Residential									
2 MCF (monthly bill)	\$20.00	\$13.00	\$5.90				\$6.00		<b>\$44.90</b>
Residential Heating									
15 MCF (monthly bill)	\$20.00	\$97.50	\$44.22				\$45.00		<b>\$206.72</b>
Small Commercial									
150 MCF/year (monthly bill)	\$20.00	\$81.25	\$36.85				\$37.50		<b>\$175.60</b>
Medium Commercial									
500 MCF/year (monthly bill)	\$20.00	\$270.83	\$122.82				\$125.00		<b>\$538.65</b>
Large Commercial									
9000 MCF/year (monthly bill)	\$300.00	\$4,132.50	\$2,210.78				\$2,250.00		<b>\$8,893.28</b>
Industrial									
> 9000 MCF/year (monthly bill)	\$1,220.00	\$3,750.00	\$2,210.78				\$2,250.00		<b>\$9,430.78</b>

Notes: \*Construction Build-Out CIAC Fee is \$3.00/Mcf, regardless of class, for a period of 10 years.

**Shopping Update:** As of June 2020, no NGSs were making offers to Leatherstocking's customers. As a small gas utility with under \$6 million in annual revenues, Leatherstocking is not subject to the provisions of the Natural Gas Choice and Competition Act outlined in Chapter 22 of the Public Utility Code; however, Leatherstocking may voluntarily petition the Commission to be an active participant under the Act if it so chooses. As it becomes available, shopping information, including Leatherstocking's price to compare and competitive offers being made, may be viewed at [www.PAGasSwitch.com](http://www.PAGasSwitch.com).

## National Fuel Gas Distribution Corp.

National Fuel Gas Distribution Corp. (NFG) furnishes natural gas service to the public in portions of Armstrong, Butler, Cameron, Clarion, Clearfield, Crawford, Elk, Erie, Forest, Jefferson, McKean, Mercer, Potter, Venango and Warren counties. NFG currently serves about 196,000 residential customers, 16,000 commercial customers and 600 industrial customers. NFG operates under Gas Tariff Pa. P.U.C. No. 9.

Utility: **National Fuel Gas Distribution Corp.**

### Default Rate Schedule for Gas Service in the Commonwealth of Pennsylvania

#### Rates for Default Service

Rate Classification	Customer Charge	Distribution Charge	Commodity Charge	GCR Adjustment	GPC	MFC	TCJA*	Universal Service	STAS	TOTAL
Residential										
2 MCF (monthly bill)	\$12.00	\$7.03	\$6.75	(\$0.03)	\$0.21	\$0.15	(\$0.44)	\$0.10	(\$0.10)	<b>\$25.67</b>
Residential Heating										
15 MCF (monthly bill)	\$12.00	\$42.38	\$50.59	(\$0.20)	\$1.58	\$1.12	(\$3.28)	\$0.72	(\$0.40)	<b>\$104.51</b>
Small Commercial										
150 MCF/year (monthly bill)	\$19.89	\$33.90	\$42.16	(\$0.17)	\$1.31	\$0.10	(\$2.88)		(\$0.36)	<b>\$93.95</b>
Medium Commercial										
500 MCF/year (monthly bill)	\$27.53	\$87.00	\$140.54	(\$0.55)	\$4.38	\$0.32	(\$5.51)		(\$0.96)	<b>\$252.75</b>
Large Commercial										
9000 MCF/year (monthly bill)	\$121.01	\$1,285.26	\$2,529.45	(\$9.90)	\$78.75	\$5.78	(\$89.26)		(\$14.90)	<b>\$3,906.19</b>
Industrial										
> 9000 MCF/year (monthly bill)	\$201.91	\$1,055.56	\$2,529.45	(\$9.90)	\$78.75	\$5.78	(\$165.30)		(\$14.05)	<b>\$3,682.20</b>

Notes: \*A refund to customers based upon tax savings incurred under the Federal Tax Cuts and Jobs Act.

**Shopping Update:** As of June 2020, 25 NGS offers were being made to NFG's customers. Furthermore, 29,710 customers (13.9 percent of customers; 50.9 percent of load) were using a competitive supplier. Information, including NFG's price to compare and competitive offers, is available at [www.PAGasSwitch.com](http://www.PAGasSwitch.com).

## North East Heat & Light Co.

North East Heat & Light Co. (North East) provides natural gas service in North East, Erie County. North East provides natural gas to approximately 2,700 residential customers, 300 commercial customers and 15 industrial customers. North East operates under Gas Tariff Pa. P.U.C. No. 12.

Utility: **North East Heat & Light Co.**

### Default Rate Schedule for Gas Service in the Commonwealth of Pennsylvania

#### Rates for Default Service

Rate Classification	Customer Charge	Distribution Charge	Commodity Charge	GCR Adjustment	DSIC	MFC	Universal Service	STAS	TOTAL
Residential									
2 MCF (monthly bill)	\$8.50	\$2.96		\$6.92					<b>\$18.38</b>
Residential Heating									
15 MCF (monthly bill)	\$8.50	\$22.17		\$51.90					<b>\$82.57</b>
Small Commercial									
150 MCF/year (monthly bill)	\$22.00	\$17.94		\$43.25					<b>\$83.19</b>
Medium Commercial									
500 MCF/year (monthly bill)	\$44.00	\$59.79		\$144.17					<b>\$247.96</b>
Large Commercial									
9000 MCF/year (monthly bill)	\$44.00	\$1,076.25		\$2,595.00					<b>\$3,715.25</b>
Industrial									
> 9000 MCF/year (monthly bill)	\$117.00	\$1,098.00		\$2,595.00					<b>\$3,810.00</b>

**Shopping Update:** As of June 2020, no NGSs were making offers to North East's customers. As a small gas utility with under \$6 million in annual revenues, North East is not subject to the provisions of the Natural Gas Choice and Competition Act outlined in Chapter 22 of the Public Utility Code; however, North East may voluntarily petition the Commission to be an active participant under the Act if it so chooses. As it becomes available, shopping information, including North East's price to compare and competitive offers being made, may be viewed at [www.PAGasSwitch.com](http://www.PAGasSwitch.com).

## PECO Energy Co.

PECO Energy Co. (PECO), a subsidiary of the Exelon Corporation (Exelon), serves approximately 487,000 residential, 44,700 small commercial and industrial, and 360 large commercial and industrial customers. PECO's service territory consists of parts of Bucks, Chester, Delaware and Montgomery counties in Southeastern Pennsylvania. PECO operates under the terms of Gas Tariff Pa. P.U.C. No. 3. PECO also provides electric service to more than 1.6 million customers in the Philadelphia area. Exelon, headquartered in Chicago, is one of the nation's largest power producers, who, through its six utility operating companies, provides electric and natural gas service to roughly ten million customers in Illinois, Maryland, Washington D.C., Delaware, New Jersey and Pennsylvania.

Utility: **PECO Energy Co.**

### Default Rate Schedule for Gas Service in the Commonwealth of Pennsylvania

#### Rates for Default Service

Rate Classification	Customer Charge	Distribution Charge	Commodity Charge	DSIC	GPC	MFC	FTA*	Universal Service	STAS	TOTAL
Residential										
2 MCF (monthly bill)	\$11.75	\$7.57	\$8.78	\$0.97	\$0.08	\$0.08	\$0.33	(\$0.30)	(\$0.11)	<b>\$29.15</b>
Residential Heating										
15 MCF (monthly bill)	\$11.75	\$56.80	\$65.89	\$3.37	\$0.60	\$0.60	\$1.15	(\$2.27)	(\$0.50)	<b>\$137.39</b>
Small Commercial										
150 MCF/year (monthly bill)	\$28.55	\$46.65	\$54.91	\$3.83	\$0.50	\$0.14	\$1.31		(\$0.49)	<b>\$135.40</b>
Medium Commercial										
500 MCF/year (monthly bill)	\$28.55	\$155.50	\$183.02	\$9.36	\$1.67	\$0.47	\$3.20		(\$1.37)	<b>\$380.40</b>
Large Commercial										
9000 MCF/year (monthly bill)	\$28.55	\$2,172.20	\$3,294.30	\$111.95	\$30.08	\$8.48	\$38.29		(\$20.46)	<b>\$5,663.39</b>
Industrial										
> 9000 MCF/year (monthly bill)	\$260.00	\$2,632.01	\$3,294.30	\$147.12	\$30.08		\$50.32		(\$23.09)	<b>\$6,390.74</b>

Notes: \*Federal Tax Adjustment for all gas customers as a 12-month give-back.

**Shopping Update:** As of June 2020, 67 NGS offers were being made to PECO's customers. Furthermore, 105,774 customers (19.9 percent of customers; 44.9 percent of load) were using a competitive supplier. Information, including PECO's price to compare and competitive offers, is available at [www.PAGasSwitch.com](http://www.PAGasSwitch.com).

## Peoples Gas Co. LLC

Peoples Gas Co. LLC (Peoples Gas) f/k/a Peoples TWP LLC, formerly T.W. Phillips Gas & Oil Co., is based in Butler and serves approximately 58,000 residential, 4,300 commercial and 30 industrial customers. Peoples Gas' service territory consists of parts of Allegheny, Armstrong, Blair, Butler, Cambria, Clarion, Clearfield, Indiana, Jefferson and Westmoreland counties in Western Pennsylvania. Peoples Gas operates under Gas Tariff Pa. P.U.C. No. 8.

Utility: **Peoples Gas Co. LLC**

### Default Rate Schedule for Gas Service in the Commonwealth of Pennsylvania

#### Rates for Default Service

Rate Classification	Customer Charge	Distribution Charge	Commodity Charge	GCR Adjustment	Capacity Charges*	TCJA**	MFC	GPC	Universal Service	STAS	TOTAL
Residential											
2 MCF (monthly bill)	\$15.75	\$13.55	\$4.51	\$0.39	\$1.73	(\$2.69)	\$0.13	\$0.28	\$0.22	\$0.01	<b>\$33.89</b>
Residential Heating											
15 MCF (monthly bill)	\$15.75	\$101.61	\$33.83	\$2.94	\$12.98	(\$10.76)	\$0.99	\$2.10	\$1.68	\$0.04	<b>\$161.16</b>
Small Commercial											
150 MCF/year (monthly bill)	\$35.00	\$63.76	\$28.19	\$2.45	\$10.81	(\$9.05)	\$0.17	\$1.75		\$0.03	<b>\$133.11</b>
Medium Commercial											
500 MCF/year (monthly bill)	\$65.00	\$212.19	\$93.82	\$8.15	\$35.98	(\$25.41)	\$0.56	\$5.82		\$0.11	<b>\$396.23</b>
Large Commercial											
9000 MCF/year (monthly bill)	\$175.00	\$3,645.30	\$1,691.48	\$146.93	\$648.75	(\$350.24)		\$105.00		\$2.03	<b>\$6,064.23</b>
Industrial											
> 9000 MCF/year (monthly bill)	\$175.00	\$3,645.30	\$1,691.48	\$146.93	\$648.75	(\$350.24)		\$105.00		\$2.03	<b>\$6,064.23</b>

Notes: \*A charge Peoples Gas uses to recover the costs to reserve capacity on the interstate pipelines (i.e. upstream transportation charges used to deliver supply to the citygate).

\*\*A refund to customers based upon tax savings incurred under the Federal Tax Cuts and Jobs Act.

**Shopping Update:** As of June 2020, one NGS offer was being made to Peoples Gas' customers. Furthermore, 1,047 customers (two percent of customers; 56 percent of load) were using a competitive supplier. Information, including Peoples Gas' price to compare and competitive offers, is available at [www.PAGasSwitch.com](http://www.PAGasSwitch.com).

## Peoples Natural Gas Co. LLC

Peoples Natural Gas Co. (Peoples Natural), formerly Dominion Peoples, serves approximately 586,000 residential, 44,000 commercial and 400 industrial customers. Peoples Natural's service territory consists of parts of the following counties in Southwestern Pennsylvania: Allegheny, Armstrong, Beaver, Blair, Butler, Cambria, Clarion, Fayette, Greene, Indiana, Jefferson, Lawrence, Mercer, Somerset, Venango, Washington and Westmoreland. Peoples Natural operates under Gas Tariff Pa. P.U.C. No. 47. On October 3, 2019, the Commission approved a settlement merging the former Peoples Equitable Division into Peoples Natural and allowing for a \$59.5 million base rate increase for Peoples Natural.

Utility: **Peoples Natural Gas Co.**

### Default Rate Schedule for Gas Service in the Commonwealth of Pennsylvania

#### Rates for Default Service

Rate Classification	Customer Charge	Distribution Charge	Commodity Charge	GCR Adjustment	Capacity Charges*	AVC**	MFC	GPC	Universal Service	TOTAL
Residential										
2 MCF (monthly bill)	\$14.50	\$7.92	\$3.82	(\$0.10)	\$2.10	\$1.23	\$0.14	\$0.16	\$0.51	<b>\$30.28</b>
Residential Heating										
15 MCF (monthly bill)	\$14.50	\$59.41	\$28.68	(\$0.77)	\$15.71	\$9.21	\$1.09	\$1.20	\$3.86	<b>\$132.89</b>
Small Commercial										
150 MCF/year (monthly bill)	\$20.00	\$33.75	\$23.90	(\$0.64)	\$13.09	\$7.83	\$0.08	\$1.00		<b>\$99.01</b>
Medium Commercial										
500 MCF/year (monthly bill)	\$40.00	\$112.32	\$79.54	(\$2.14)	\$43.58	\$26.05	\$0.25	\$3.33		<b>\$302.93</b>
Large Commercial										
9000 MCF/year (monthly bill)	\$130.00	\$2,018.55	\$1,433.93	(\$38.55)	\$785.63	\$304.43	\$4.58	\$60.08		<b>\$4,698.63</b>
Industrial										
> 9000 MCF/year (monthly bill)	\$130.00	\$2,018.55	\$1,433.93	(\$38.55)	\$785.63	\$304.43	\$4.58	\$60.08		<b>\$4,698.63</b>

Notes: \*A charge Peoples uses to recover the costs to reserve capacity on the interstate pipelines (i.e. upstream transportation charges used to deliver supply to the citygate).

\*\*Capacity charges related to transportation and storage service provided on the Allegheny Valley Connector (AVC) System.

**Shopping Update:** As of June 2020, 30 NGS offers were being made to Peoples Natural's customers. Furthermore, 122,219 customers (19 percent of customers; 51 percent of load) were using a competitive supplier. Information, including Peoples Natural's price to compare and competitive offers, is available at [www.PAGasSwitch.com](http://www.PAGasSwitch.com).

## Philadelphia Gas Works

Philadelphia Gas Works (PGW) serves approximately 483,000 residential, 24,700 commercial and 21,600 industrial customers within the City of Philadelphia. PGW is the largest municipally owned gas utility in the nation, maintaining a distribution system consisting of over 6,000 miles of gas mains and service pipes. PGW operates under Gas Tariff Pa. P.U.C. No. 2.

Utility: **Philadelphia Gas Works**

### Default Rate Schedule for Gas Service in the Commonwealth of Pennsylvania

#### Rates for Default Service

Rate Classification	Customer Charge	Distribution Charge	Commodity Charge	GCR Adjustment	DSIC	MFC	Universal Service	STAS	TOTAL
Residential									
2 MCF (monthly bill)	\$13.75	\$14.08	\$9.43	\$0.08	\$2.23	\$0.35	\$1.97		<b>\$41.90</b>
Residential Heating									
15 MCF (monthly bill)	\$13.75	\$105.59	\$70.74	\$0.63	\$10.06	\$2.66	\$14.74		<b>\$218.16</b>
Small Commercial									
150 MCF/year (monthly bill)	\$23.40	\$65.38	\$58.95	\$0.52	\$7.58	\$0.37	\$12.28		<b>\$168.47</b>
Medium Commercial									
500 MCF/year (monthly bill)	\$23.40	\$217.92	\$196.49	\$1.74	\$21.17	\$1.22	\$40.94		<b>\$502.88</b>
Large Commercial									
9000 MCF/year (monthly bill)	\$23.40	\$3,922.58	\$3,536.78	\$31.35	\$351.22	\$21.90	\$736.95		<b>\$8,624.17</b>
Industrial									
> 9000 MCF/year (monthly bill)	\$70.00	\$3,809.33	\$3,536.78	\$31.35	\$346.22	\$13.80	\$736.95		<b>\$8,544.42</b>

**Shopping Update:** As of June 2020, 17 NGS offers were being made to PGW's customers. Furthermore, 25,505 customers (5.2 percent of customers; 34.6 percent of load) were using a competitive supplier. Information, including PGW's price to compare and competitive offers, is available at [www.PAGasSwitch.com](http://www.PAGasSwitch.com).



## Pike County Light & Power Co.

Pike County Light & Power Co. (Pike), a subsidiary of Corning Natural Gas Holding Corporation (Corning), serves approximately 1,200 residential customers and 80 commercial customers. Pike's service territory consists of Westfall Township and Matamoras Borough, in Pike County, Northeastern Pennsylvania. Pike operates under the terms of Gas Tariff Pa. P.U.C. No. 6. Corning owns and operates nearly 450 miles of mains that deliver natural gas to more than 15,000 customers over 700 square miles across the central and southern New York. Pike also provides electric distribution service to the public in Westfall, Milford and Dingman townships, as well as Matamoras and Milford boroughs in Pike County.

Utility: **Pike County Light & Power Co.**

### Default Rate Schedule for Gas Service in the Commonwealth of Pennsylvania

#### Rates for Default Service

Rate Classification	Customer Charge	Distribution Charge	Commodity Charge	GCR Adjustment	DSIC	MFC	Universal Service	STAS	TOTAL
Residential									
2 MCF (monthly bill)	\$7.50		\$9.33	\$9.71					\$26.54
Residential Heating									
15 MCF (monthly bill)	\$7.50		\$69.95	\$72.83					\$150.28
Small Commercial									
150 MCF/year (monthly bill)	\$9.40		\$57.54	\$60.69					\$127.63
Medium Commercial									
500 MCF/year (monthly bill)	\$9.40		\$173.69	\$202.31					\$385.40
Large Commercial									
9000 MCF/year (monthly bill)	\$9.40		\$2,334.81	\$3,641.63					\$5,985.84
Industrial									
> 9000 MCF/year (monthly bill)	\$9.40		\$2,334.81	\$3,641.63					\$5,985.84

**Shopping Update:** As of June 2020, no NGSs were making offers to Pike's customers. As a small gas utility with under \$6 million in annual revenues, Pike is not subject to the provisions of the Natural Gas Choice and Competition Act outlined in Chapter 22 of the Public Utility Code; however, Pike may voluntarily petition the Commission to be an active participant under the Act if it so chooses. As it becomes available, shopping information, including Pike's price to compare and competitive offers being made, may be viewed at [www.PAGasSwitch.com](http://www.PAGasSwitch.com).

## Pine-Roe Natural Gas Co. Inc.

Pine-Roe Natural Gas Co. Inc. (Pine-Roe) serves customers in the townships of Beaver, Clarion, Monroe and Piney in Clarion County, Western Pennsylvania. Pine-Roe serves approximately 170 residential customers and operates under Gas Tariff Pa. P.U.C. No. 1.

Utility: **Pine Roe Natural Gas Co. Inc.**

### Default Rate Schedule for Gas Service in the Commonwealth of Pennsylvania

#### Rates for Default Service

Rate Classification	Customer Charge	Distribution Charge	Commodity Charge	GCR Adjustment	DSIC	MFC	Universal Service	STAS	TOTAL
Residential									
2 MCF (monthly bill)	\$10.00	\$5.21	\$7.66						\$22.87
Residential Heating									
15 MCF (monthly bill)	\$10.00	\$39.07	\$57.42						\$106.49
Small Commercial									
150 MCF/year (monthly bill)									
Medium Commercial									
500 MCF/year (monthly bill)									
Large Commercial									
9000 MCF/year (monthly bill)									
Industrial									
> 9000 MCF/year (monthly bill)									

**Shopping Update:** As of June 2020, no NGSs were making offers to Pine-Roe's customers. As a small gas utility with under \$6 million in annual revenues, Pine-Roe is not subject to the provisions of the Natural Gas Choice and Competition Act outlined in Chapter 22 of the Public Utility Code; however, Pine-Roe may voluntarily petition the Commission to be an active participant under the Act if it so chooses. As it becomes available, shopping information, including Pine-Roe's price to compare and competitive offers being made, may be viewed at [www.PAGasSwitch.com](http://www.PAGasSwitch.com).

## Riemer Natural Gas LLC

Riemer Natural Gas LLC (Riemer) f/k/a Herman Riemer Gas Co. provides natural gas service in Buffalo, Clinton and Jefferson townships, Butler County. Riemer provides service to approximately 590 residential customers and 50 commercial customers. Riemer operates under Gas Tariff Pa. P.U.C. No. 1.

Utility: **Riemer Natural Gas LLC**

### Default Rate Schedule for Gas Service in the Commonwealth of Pennsylvania

#### Rates for Default Service

Rate Classification	Customer Charge	Distribution Charge	Commodity Charge	GCR Adjustment	DSIC	MFC	Universal Service	STAS	TOTAL
Residential									
2 MCF (monthly bill)	\$10.50	\$11.90		\$15.31					<b>\$37.71</b>
Residential Heating									
15 MCF (monthly bill)	\$10.50	\$89.29		\$114.82					<b>\$214.61</b>
Small Commercial									
150 MCF/year (monthly bill)	\$26.00	\$74.40		\$95.69					<b>\$196.09</b>
Medium Commercial									
500 MCF/year (monthly bill)	\$26.00	\$248.02		\$318.95					<b>\$592.97</b>
Large Commercial									
9000 MCF/year (monthly bill)	\$26.00	\$4,464.52		\$5,741.10					<b>\$10,231.62</b>
Industrial									
> 9000 MCF/year (monthly bill)									

**Shopping Update:** As of June 2020, no NGSs were making offers to Riemer's customers. As a small gas utility with under \$6 million in annual revenues, Riemer is not subject to the provisions of the Natural Gas Choice and Competition Act outlined in Chapter 22 of the Public Utility Code; however, Riemer may voluntarily petition the Commission to be an active participant under the Act if it so chooses. As it becomes available, shopping information, including Riemer's price to compare and competitive offers being made, may be viewed at [www.PAGasSwitch.com](http://www.PAGasSwitch.com).

## SAR Gas Co.

SAR Gas Co. (SAR), operating under Gas Tariff Pa. P.U.C. No. 1, furnishes natural gas service to the public in Rockland Township, Venango County. SAR serves approximately 190 residential customers.

Utility: **SAR Gas Co.**

### Default Rate Schedule for Gas Service in the Commonwealth of Pennsylvania

#### Rates for Default Service

Rate Classification	Customer Charge	Distribution Charge	Commodity Charge	GCR Adjustment	DSIC	MFC	Universal Service Charge	STAS	TOTAL
Residential									
2 MCF (monthly bill)			\$24.00						\$24.00
Residential Heating									
15 MCF (monthly bill)			\$173.50						\$173.50
Small Commercial									
150 MCF/year (monthly bill)			\$144.75						\$144.75
Medium Commercial									
500 MCF/year (monthly bill)									
Large Commercial									
9000 MCF/year (monthly bill)									
Industrial									
> 9000 MCF/year (monthly bill)									

Notes: SAR Gas charges \$12.50 for the first mcf and \$11.50 for each subsequent mcf.

**Shopping Update:** As of June 2020, no NGSs were making offers to SAR's customers. As a small gas utility with under \$6 million in annual revenues, SAR is not subject to the provisions of the Natural Gas Choice and Competition Act outlined in Chapter 22 of the Public Utility Code; however, SAR may voluntarily petition the Commission to be an active participant under the Act if it so chooses. As it becomes available, shopping information, including SAR's price to compare and competitive offers being made, may be viewed at [www.PAGasSwitch.com](http://www.PAGasSwitch.com).

## Sigel Gas Co.

Sigel Gas Co. (Sigel), based in New Bethlehem, Clarion County, serves approximately 210 residential and 20 commercial customers. Sigel's service territory is comprised of Barnett, Clover, Elder, Rose and Union townships in Jefferson County, Western Pennsylvania. Sigel operates under Gas Tariff Pa. P.U.C. No. 3.

Utility: **Sigel Gas Co.**

### Default Rate Schedule for Gas Service in the Commonwealth of Pennsylvania

#### Rates for Default Service

Rate Classification	Customer Charge	Distribution Charge	Commodity Charge	GCR Adjustment	DSIC	MFC	Universal Service	STAS	TOTAL
Residential									
2 MCF (monthly bill)	\$12.00	\$7.00		\$10.04					\$29.04
Residential Heating									
15 MCF (monthly bill)	\$12.00	\$52.50		\$75.33					\$139.83
Small Commercial									
150 MCF/year (monthly bill)	\$12.00	\$43.75		\$62.78					\$118.53
Medium Commercial									
500 MCF/year (monthly bill)	\$12.00	\$145.83		\$209.25					\$367.08
Large Commercial									
9000 MCF/year (monthly bill)	\$12.00	\$2,625.00		\$3,766.50					\$6,403.50
Industrial									
> 9000 MCF/year (monthly bill)	\$12.00	\$2,625.29		\$3,766.92					\$6,404.21

**Shopping Update:** As of June 2020, no NGSS were making offers to Sigel's customers. As a small gas utility with under \$6 million in annual revenues, Sigel is not subject to the provisions of the Natural Gas Choice and Competition Act outlined in Chapter 22 of the Public Utility Code; however, Sigel may voluntarily petition the Commission to be an active participant under the Act if it so chooses. As it becomes available, shopping information, including Sigel's price to compare and competitive offers being made, may be viewed at [www.PAGasSwitch.com](http://www.PAGasSwitch.com).

## UGI Utilities Inc. – Gas Division

UGI Utilities Inc. – Gas Division (UGI), a subsidiary of UGI Corp., is Pennsylvania's largest natural gas utility, serving approximately 586,000 residential, 67,800 commercial and 1,800 industrial customers across more than 40 counties throughout the Commonwealth. UGI operates under the terms of Gas Tariff Pa. P.U.C. No. 7. UGI Utilities Inc. also provides electric distribution service to more than 60,000 customers in Pennsylvania. UGI Corp., with principal offices in King of Prussia, Montgomery County, provides electric, natural gas, propane gas and energy supply services through its subsidiaries UGI Utilities Inc., AmeriGas Inc. and UGI Energy Services, LLC. On September 19, 2019, the Commission approved a settlement merging the three former UGI rate districts of North, South, and Central into one and allowing for a \$30 million base rate increase for UGI.

### Utility: **UGI Utilities Inc. - Gas Division**

#### Default Rate Schedule for Gas Service in the Commonwealth of Pennsylvania

##### Rates for Default Service

Rate Classification	Customer Charge	Distribution Charge	GCR Adjustment	DSIC	GPC	MFC	EEC**	TCJA***	Universal Service	STAS	TOTAL
Residential											
2 MCF (monthly bill)	\$14.60	\$7.57	\$9.36	\$0.03	\$0.13	\$0.19	\$0.45	(\$1.06)	\$0.51	\$0.00	<b>\$31.79</b>
Residential Heating											
15 MCF (monthly bill)	\$14.60	\$56.79	\$70.20	\$0.11	\$0.99	\$1.46	\$3.37	(\$3.49)	\$3.81	\$0.01	<b>\$147.86</b>
Small Commercial											
150 MCF/year (monthly bill)	\$23.50	\$43.97	\$58.50	\$0.09	\$0.83	\$0.14	\$2.81	(\$3.23)		\$0.01	<b>\$126.62</b>
Medium Commercial											
500 MCF/year (monthly bill)	\$23.50	\$146.57	\$195.00	\$0.24	\$2.75	\$0.47	\$9.35	(\$8.18)		\$0.04	<b>\$369.74</b>
Large Commercial											
9000 MCF/year (monthly bill)	\$23.50	\$2,638.28	\$3,510.08	\$3.75	\$49.50	\$8.42	\$168.38	(\$128.37)		\$0.63	<b>\$6,274.16</b>
Industrial*											
> 9000 MCF/year (monthly bill)											

Notes: \*Consistent with UGI's Restructuring Filing at R-00994786 in accordance with the Natural Gas Choice and Competition Act, UGI does not maintain an obligation to provide default service for customers having annual use of 4,000 Mcf or greater. Service to new customers under, or transfers of existing customers or customer loads to, default (Rate N) retail service provided by UGI where annual use is projected to be 4,000 Mcf or greater, is permitted only as determined by the Company, subject to reasonable limitations. Accordingly, as availability is determined on a case-by-case basis, UGI has not provided bill information for default service where usage exceeds 4,000 Mcf annually.

\*\*Energy Efficiency and Conservation Rider

\*\*\*A refund to customers based upon tax savings incurred under the Federal Tax Cuts and Jobs Act.

**Shopping Update:** As of June 2020, 114 NGS offers were being made to UGI's customers. Furthermore, 103,631 customers (15.5 percent of customers; 72.6 percent of load) were using a competitive supplier. Information, including UGI's price to compare and competitive offers, is available at [www.PAGasSwitch.com](http://www.PAGasSwitch.com).

## Valley Energy Inc.

Valley Energy Inc. (Valley), based in Sayre, Bradford County, serves approximately 6,200 residential, 870 commercial and 30 industrial customers. Valley's service territory consists of the Boroughs of Athens, Monroe, Sayre, South Waverly and Towanda, along with the Townships of Asylum, Athens, Monroe, North Towanda, Towanda, Ulster and Wysox, in Bradford County, Northeastern Pennsylvania. Valley operates under Gas Tariff Pa. P.U.C. No. 2. Valley is owned by C&T Enterprises Inc., which also owns the Pennsylvania electric utilities of Citizens' and Wellsboro.

Utility:	Valley Energy Inc.								
Default Rate Schedule for Gas Service in the Commonwealth of Pennsylvania									
Rates for Default Service									
Rate Classification	Customer Charge	Distribution Charge	Commodity Charge	GCR Adjustment	DSIC	MFC	Universal Service	STAS	TOTAL
Residential									
2 MCF (monthly bill)	\$10.50	\$5.13		\$6.76				(\$0.05)	\$22.33
Residential Heating									
15 MCF (monthly bill)	\$10.50	\$38.44		\$50.66				(\$0.17)	\$99.44
Small Commercial									
150 MCF/year (monthly bill)	\$18.00	\$25.15		\$42.22				(\$0.15)	\$85.22
Medium Commercial									
500 MCF/year (monthly bill)	\$18.00	\$83.82		\$140.73				(\$0.35)	\$242.20
Large Commercial									
9000 MCF/year (monthly bill)	\$18.00	\$1,508.70		\$2,533.20				(\$5.26)	\$4,054.64
Industrial									
> 9000 MCF/year (monthly bill)	\$67.00	\$1,032.60		\$2,533.20				(\$3.79)	\$3,629.01

**Shopping Update:** As of June 2020, no NGSs were making offers to Valley's residential customers. However, 76 commercial and industrial customers (63 percent of load) were using a competitive supplier. Information, including Valley's price to compare and competitive offers, is available at [www.PAGasSwitch.com](http://www.PAGasSwitch.com).

## Wally Gas Co.

Wally Gas Co. (Wally) serves roughly 190 residential and six commercial customers in the townships of East Franklin and North Buffalo in Armstrong County, Western Pennsylvania. Wally operates under Gas Tariff Pa. P.U.C. No. 1.

Utility:	Wally Gas Co.								
Default Rate Schedule for Gas Service in the Commonwealth of Pennsylvania									
Rates for Default Service									
Rate Classification	Customer Charge	Distribution Charge	Commodity Charge	GCR Adjustment	DSIC	MFC	Universal Service	STAS	TOTAL
Residential									
2 MCF (monthly bill)	\$10.00	\$1.69	\$16.52						\$28.21
Residential Heating									
15 MCF (monthly bill)	\$10.00	\$12.68	\$123.93						\$146.61
Small Commercial									
150 MCF/year (monthly bill)	\$10.00	\$10.56	\$103.28						\$123.84
Medium Commercial									
500 MCF/year (monthly bill)	\$10.00	\$35.21	\$344.25						\$389.46
Large Commercial									
9000 MCF/year (monthly bill)	\$10.00	\$633.75	\$6,196.50						\$6,840.25
Industrial									
> 9000 MCF/year (monthly bill)									

**Shopping Update:** As of June 2020, no NGSs were making offers to Wally's customers. As a small gas utility with under \$6 million in annual revenues, Wally is not subject to the provisions of the Natural Gas Choice and Competition Act outlined in Chapter 22 of the Public Utility Code; however, Wally may voluntarily petition the Commission to be an active participant under the Act if it so chooses. As it becomes available, shopping information, including Wally's price to compare and competitive offers being made, may be viewed at [www.PAGasSwitch.com](http://www.PAGasSwitch.com).





**Pennsylvania Public Utility Commission**

[www.puc.pa.gov](http://www.puc.pa.gov)

1-800-692-7380

