

# Winter Reliability Meeting

November 4, 2010

Bill Hall

Bureau of Conservation, Economics and Energy Planning

PA PUC

## 2009 Annual Gas Utility Supply and Demand Balance

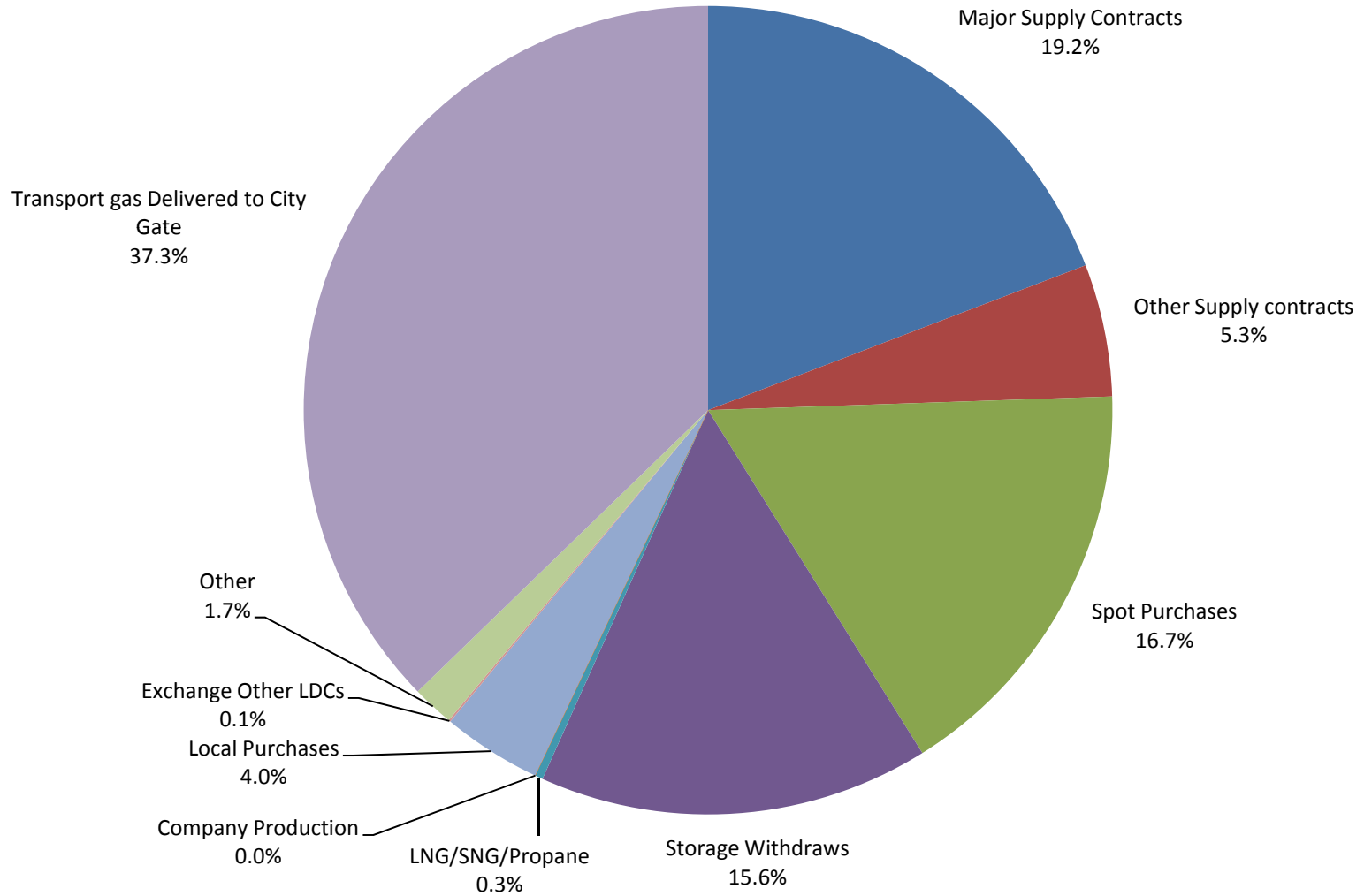
Supply for sales	ARPR MMcf
Major Supply Contracts	136,888
Other Supply contracts	37,839
Spot Purchases	118,974
Storage Withdraws	111,441
LNG/SNG/Propane	2,274
Company Production	0
Local Purchases	28,392
Exchange Other LDCs	534
Other	11,905
<b>Subtotal</b>	<b>448,247</b>
<i>Transportation Gas</i>	
Delivered to City Gate	266,106
<b>Total sales and trans.</b>	<b>714,353</b>
<i>Deductions</i>	
Curtailments	0
Storage Injections	105,819
LNG Liquefactions	1,139
Sales to Other LDCs	33
Off-System Sales	29,723
<b>Total Deductions</b>	<b>136,714</b>
<b>Net Supply</b>	<b>577,920</b>

Demand	
<i>Firm</i>	
Retail Residential	210,483
Retail Commercial	74,959
Retail Industrial	3,870
Electric Power	0
Exchange Other LDCs	1,261
Unaccounted for Gas	11,341
Company Use	3,204
Other	193
<b>Subtotal - Firm</b>	<b>305,311</b>
<i>Interruptible</i>	
Retail	1,791
Electric Power	14
Company's Own Plant	65
<b>Subtotal - Interr'p</b>	<b>45</b>
<b>Firm &amp; Interruptible</b>	<b>1,915</b>
<i>Transportation</i>	
Firm Residential	19,733
Firm Commercial	43,318
Firm Industrial	79,714
Interruptible Residential	0
Interruptible Commercial	29,719
Interruptible Industrial	78,722
Electric Power	14,087
<b>Subtotal - Trans.</b>	<b>265,293</b>
<b>Total Requirements</b>	<b>572,519</b>

Note: total Pa consumption is 757,209

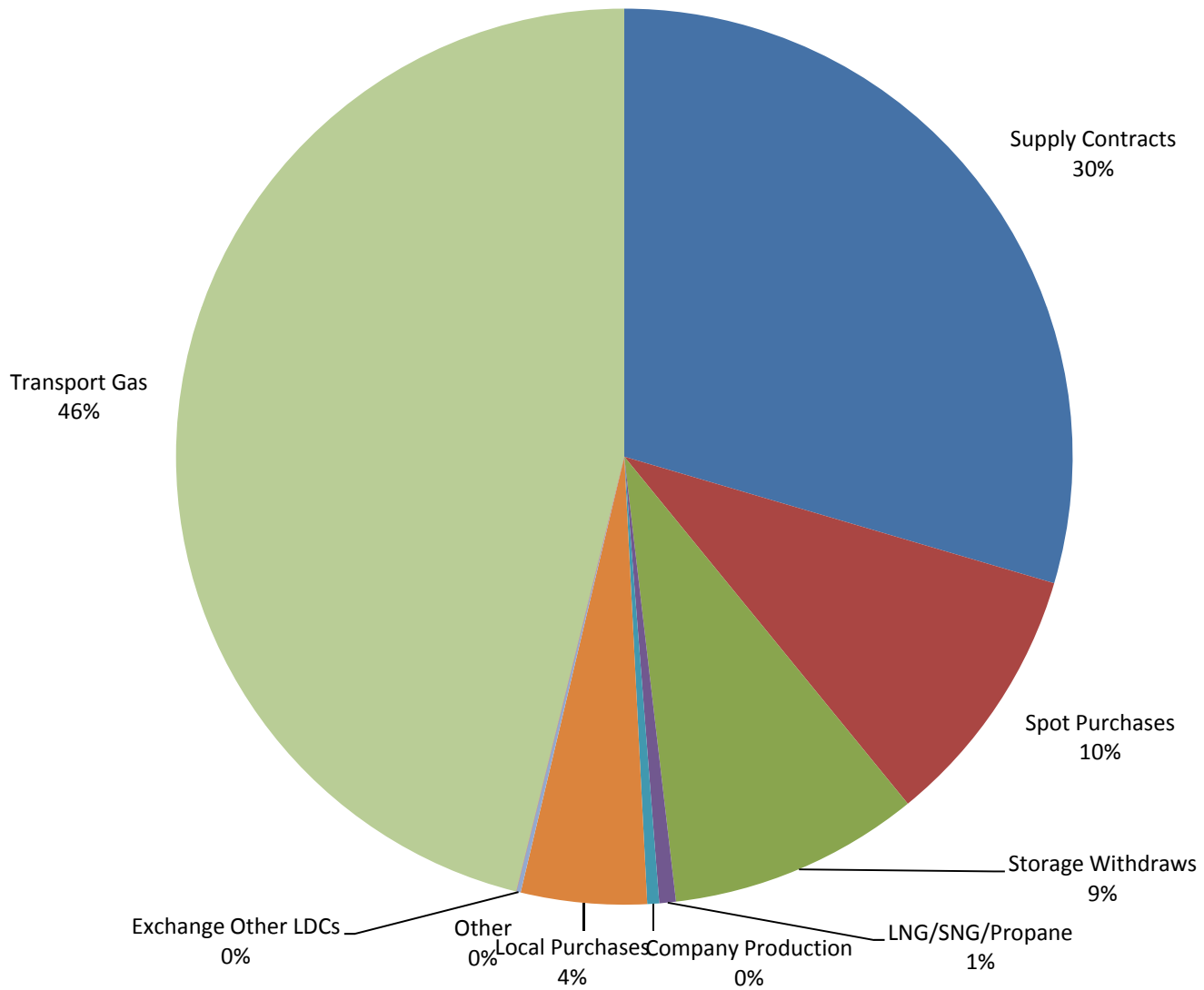
# Pennsylvania Gas Utility Annual Supply 2009

Total 714,353 mmcf (does not include deductions)  
from PA PUC Gas IRP reports



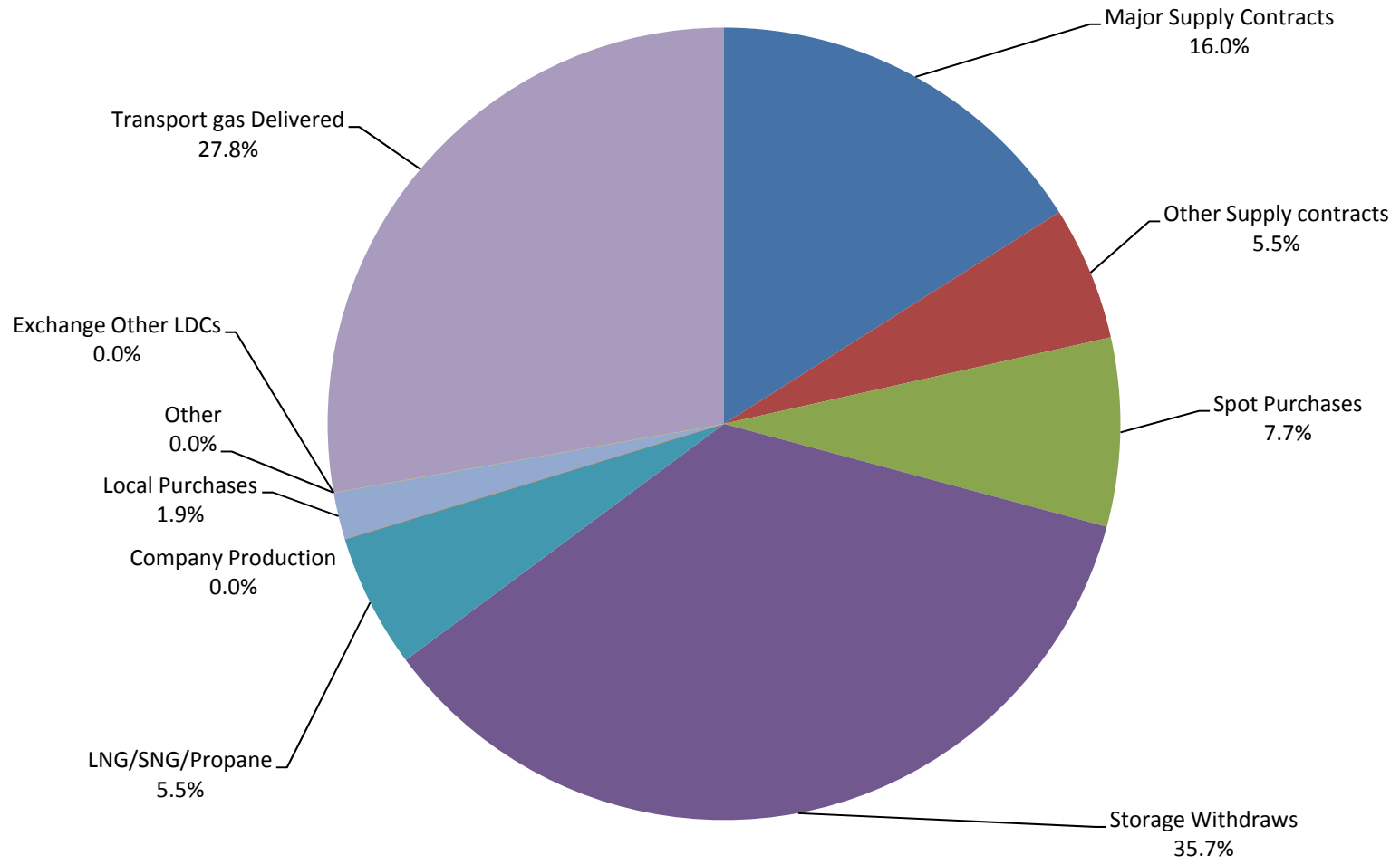
# Natural Gas Supply for 2000

663,045 mmcf

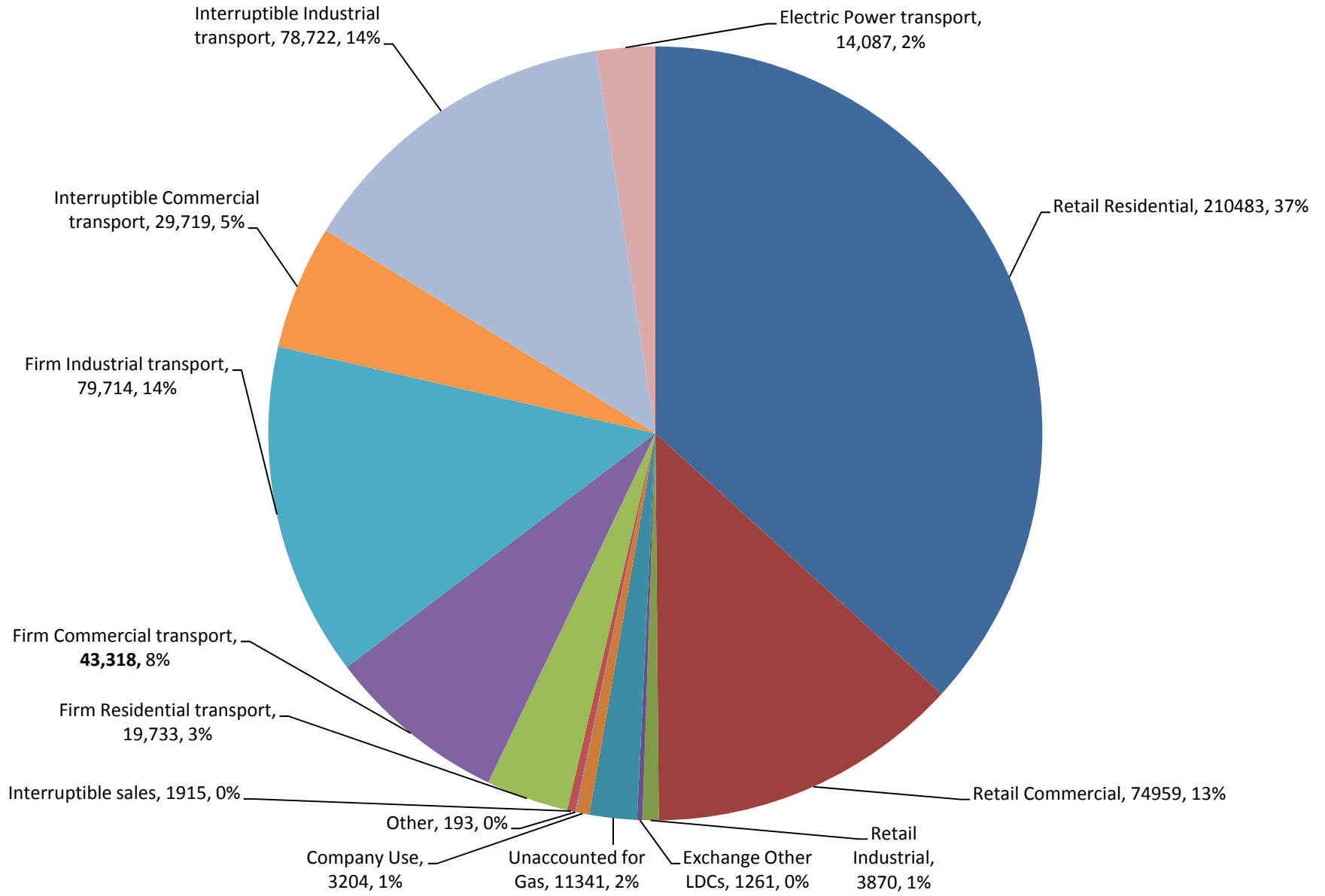


# Pennsylvania Peak Day Supply 2009

Total 4,508 mmcf (does not include deductions)  
from PA PUC Gas IRP reports

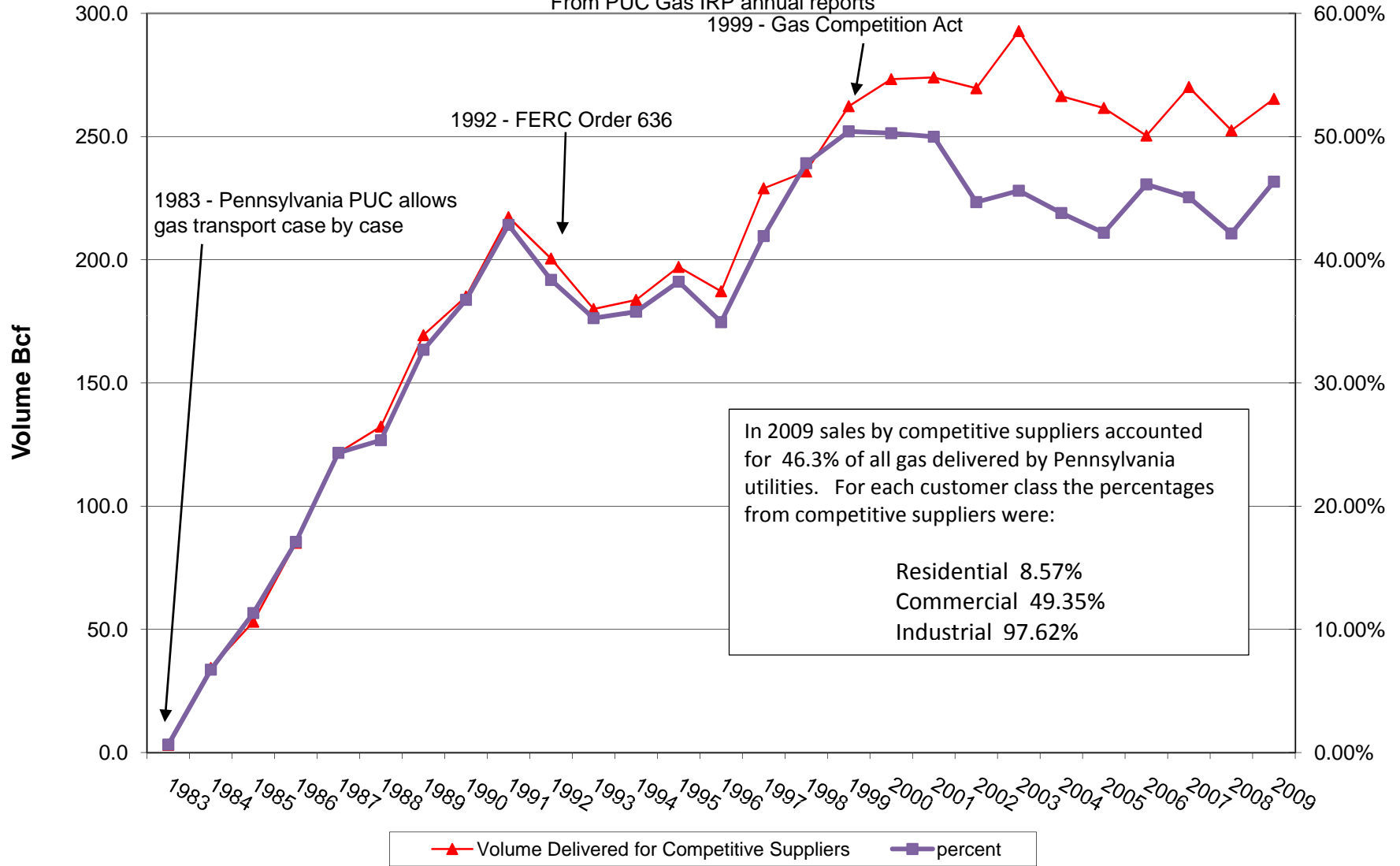


**2009 Pennsylvania Gas Utility Demand** total 572,519 mmcf



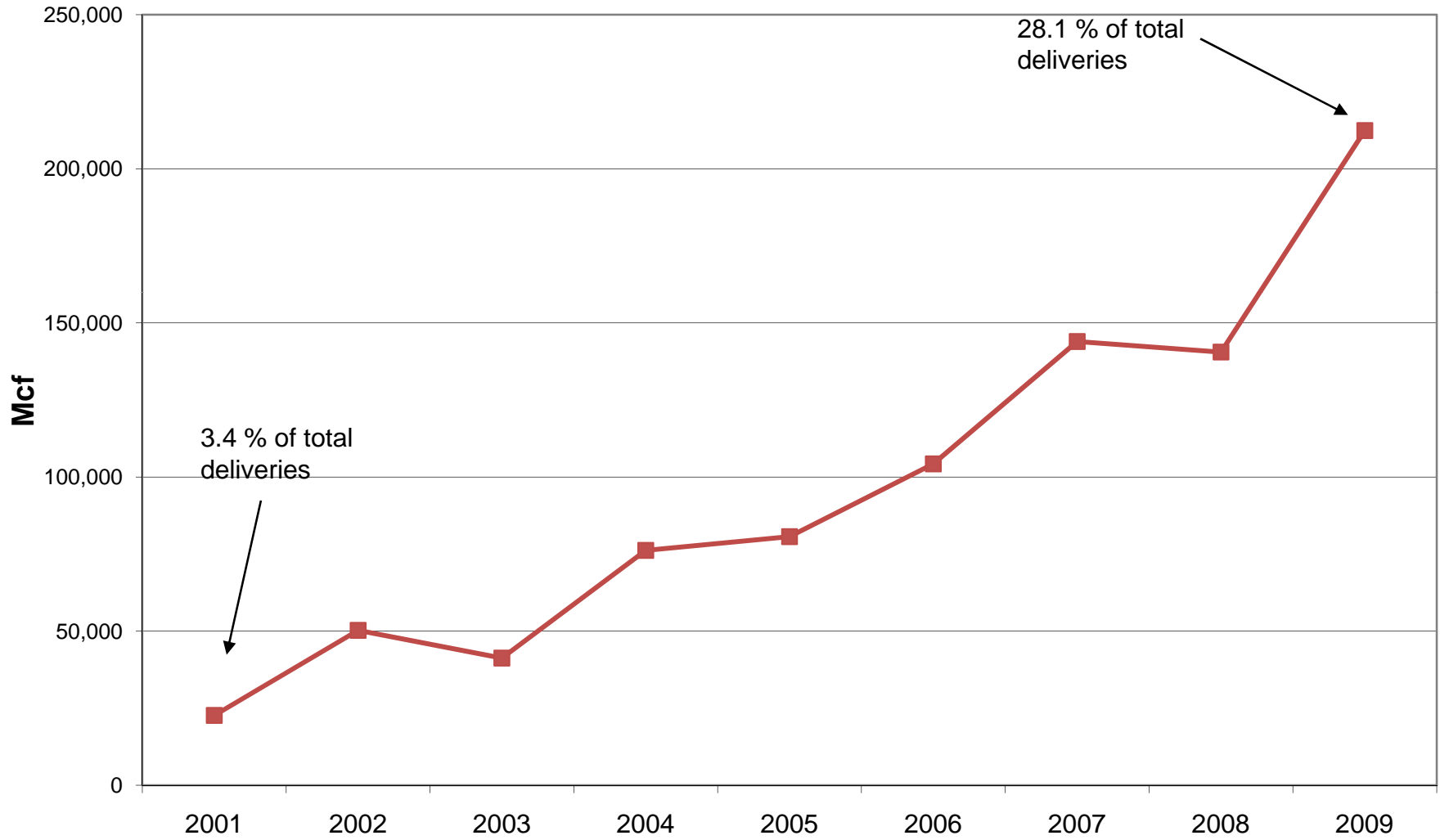
## 2009 Natural gas delivered for competitive suppliers by Pennsylvania gas utilities

From PUC Gas IRP annual reports



### Gas Delivered for Pennsylvania Electric Generation

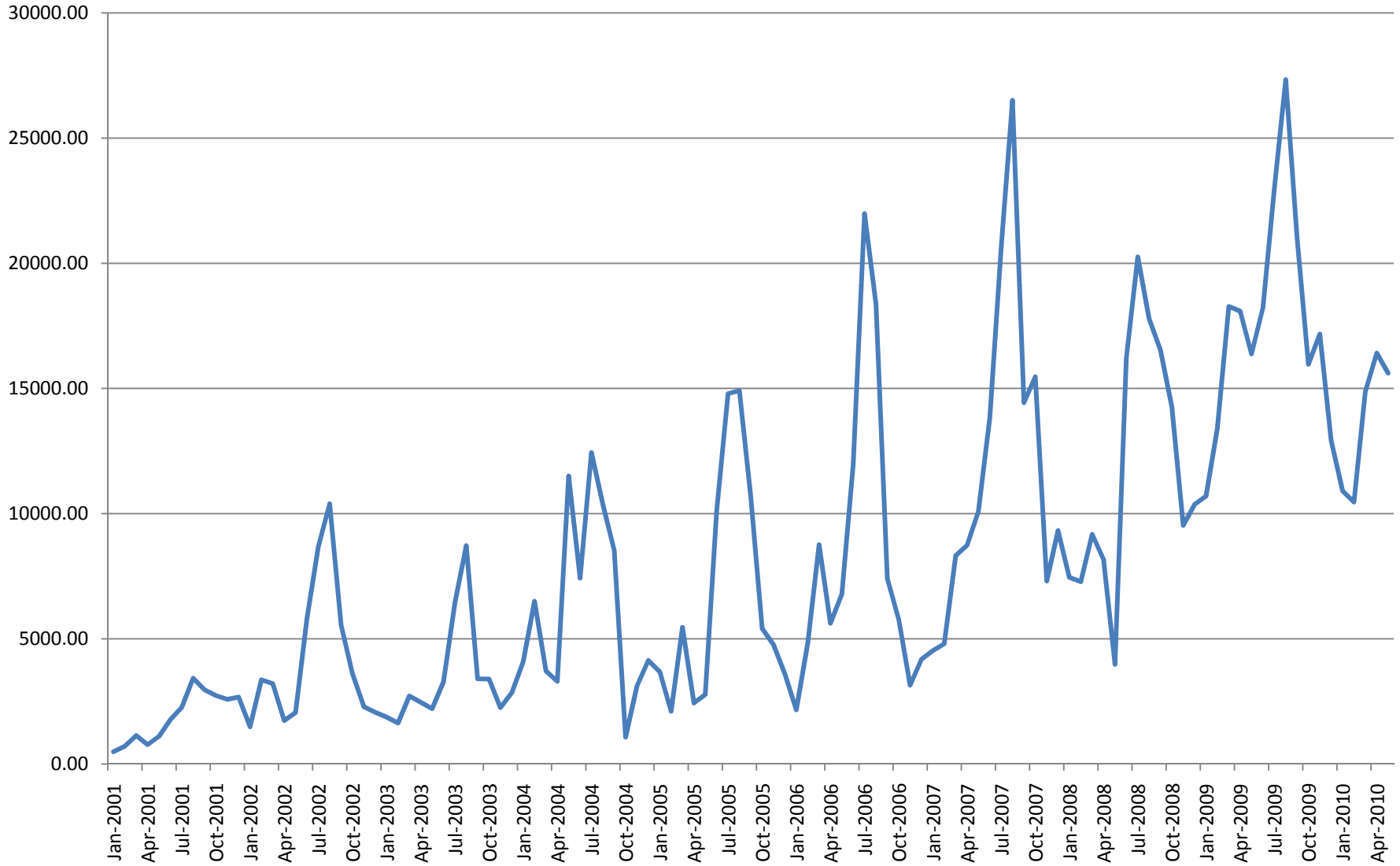
From EIA [http://www.eia.gov/dnav/ng/ng\\_cons\\_sum\\_dcu\\_SPA\\_a.htm](http://www.eia.gov/dnav/ng/ng_cons_sum_dcu_SPA_a.htm)





# Monthly Natural Gas Deliveries to Pennsylvania Electric Power Generation

MMcf From EIA gas monthly



**2009 CUSTOMER STATISTICAL DATA**

Company	Number of Residential Customers	Average Use Per Customer (mcf)	Number of Commercial Customers	Average Use Per Customer (mcf)	Number of Industrial Customers	Average Use Per Customer (mcf)	Transport Customers	Average Use Transport (mcf)
Columbia	307,468	86	29,082	366	328	2,929	76,278	95
Central Penn	65,916	87	8,953	343	163	2,662	1,075	12,153
Equitable	225,942	91	14,039	281	35	1,118	19,307	1,435
NFG	195,663	95	13,923	279	260	1,026	2,026	8,218
PECO	444,923	85	40,972	471	2	22,699	778	35,154
Penn Natural	144,336	105	15,338	435	105	2,848	557	34,947
PGW	481,497	75	25,649	361	689	1,057	2,211	10,354
Dominion	236,089	91	20,442	302	36	4,870	101,541	354
TW Phillips	58,229	85	4,410	501	7	113,766	50	272,995
UGI	295,992	71	28,214	369	841	1,299	11,793	4,28
<b>Total</b>	<b>2,456,055</b>		<b>201,022</b>		<b>2,466</b>		<b>215,616</b>	

## Marcellus shale

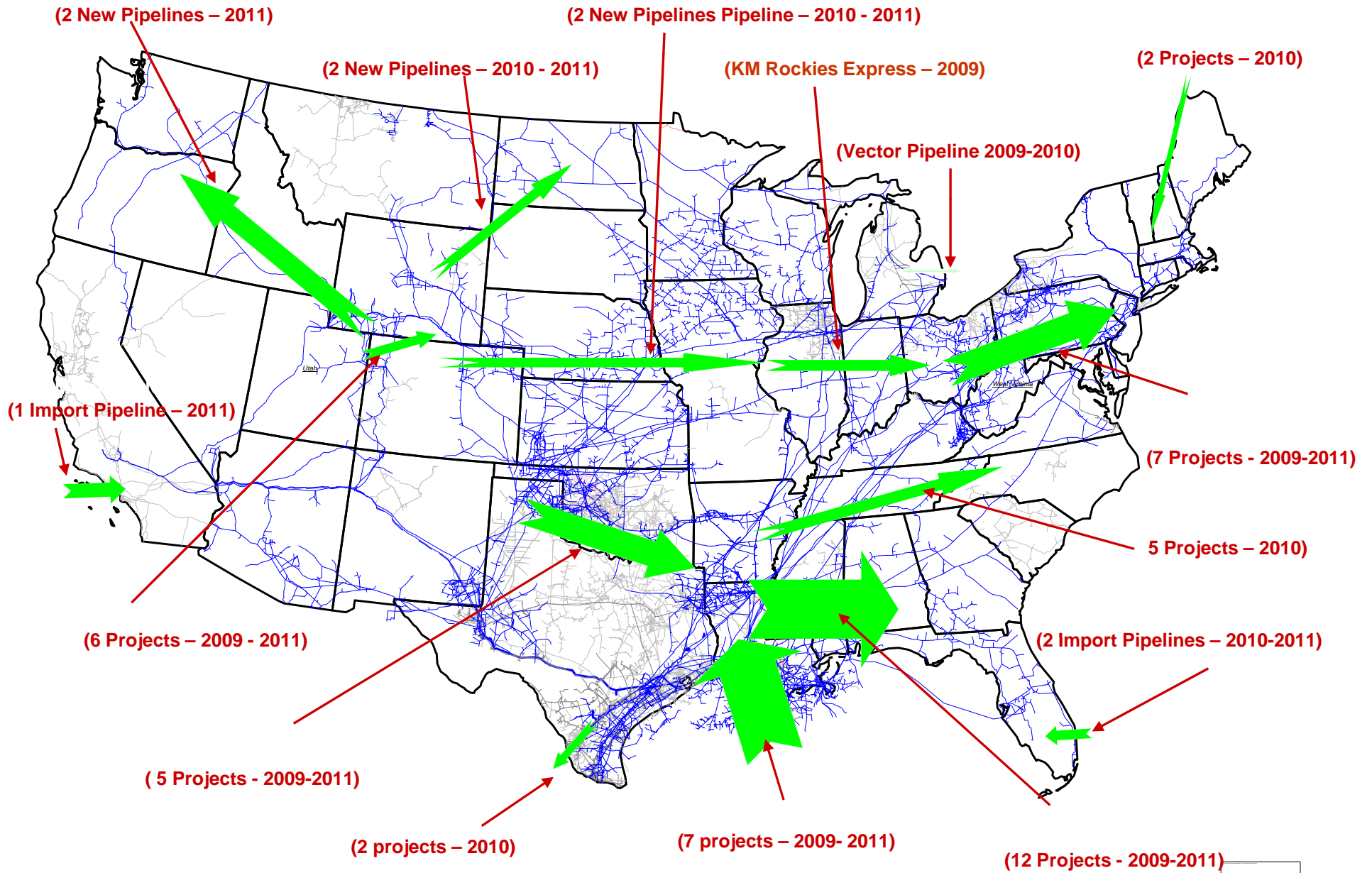
PA Act 15 of 2010 requires that Marcellus shale producers report gas production to the DEP. A new website for Marcellus data is available at:

[www.marcellusreporting.state.pa.us/ogrereports/.](http://www.marcellusreporting.state.pa.us/ogrereports/)

As of Sept. 17, 2010:

- First Marcellus well drilled in 2005
- 4,959 Marcellus drilling permits have been issued.
- 2,102 wells have been drilled.
- 847 wells are producing.
- 194.5 Bcf was produced from July 1, 2009 to June 20, 2010.  
(Customers in Pennsylvania used a **total of 756 Bcf** in 2009.)
- DEP is issuing a weekly newsletter the **Marcellus Shale Examiner** available from the Bureau of oil and gas  
<http://www.dep.state.pa.us/dep/deputate/minres/oilgas/Marcellusexaminer.htm>

# Major Potential Natural Gas Pipeline Expansions, 2009-2011



Source: Energy Information Administration, GasTran Gas Transportation Information System, Natural Gas Pipeline Projects Database.