

AQUA PENNSYLVANIA, INC.

ACCOUNT 330 DISTRIBUTION RESERVOIRS AND STANDPIPES

ORIGINAL LIFE TABLE, CONT.

PLACEMENT BAND 1882-2009			EXPERIENCE BAND 1952-2009		
AGE AT BEGIN OF INTERVAL	EXPOSURES AT BEGINNING OF AGE INTERVAL	RETIREMENTS DURING AGE INTERVAL	RETMT RATIO	SURV RATIO	PCT SURV BEGIN OF INTERVAL
79.5	526,086		0.0000	1.0000	80.60
80.5	522,099		0.0000	1.0000	80.60
81.5	491,506		0.0000	1.0000	80.60
82.5	452,790	11,339	0.0250	0.9750	80.60
83.5	387,064		0.0000	1.0000	78.59
84.5	387,064		0.0000	1.0000	78.59
85.5	204,874		0.0000	1.0000	78.59
86.5	200,254		0.0000	1.0000	78.59
87.5	200,254		0.0000	1.0000	78.59
88.5	200,254	22,897	0.1143	0.8857	78.59
89.5	170,414	6,760	0.0397	0.9603	69.61
90.5	163,654		0.0000	1.0000	66.85
91.5	163,654	10,420	0.0637	0.9363	66.85
92.5	153,234		0.0000	1.0000	62.59
93.5	153,234		0.0000	1.0000	62.59
94.5	153,234		0.0000	1.0000	62.59
95.5	153,234		0.0000	1.0000	62.59
96.5	153,234		0.0000	1.0000	62.59
97.5	153,234		0.0000	1.0000	62.59
98.5	153,234		0.0000	1.0000	62.59
99.5	82,453		0.0000	1.0000	62.59
100.5	39,901		0.0000	1.0000	62.59
101.5	39,901		0.0000	1.0000	62.59
102.5	39,901		0.0000	1.0000	62.59
103.5	39,901		0.0000	1.0000	62.59
104.5	39,901		0.0000	1.0000	62.59
105.5	39,901		0.0000	1.0000	62.59
106.5	39,901		0.0000	1.0000	62.59
107.5	39,901	9,962	0.2497	0.7503	62.59
108.5	29,939		0.0000	1.0000	46.96
109.5	29,939		0.0000	1.0000	46.96
110.5	29,512		0.0000	1.0000	46.96
111.5	29,512	17,994	0.6097	0.3903	46.96
112.5	11,518		0.0000	1.0000	18.33
113.5	11,518		0.0000	1.0000	18.33
114.5	11,518		0.0000	1.0000	18.33
115.5	11,518		0.0000	1.0000	18.33
116.5	11,518		0.0000	1.0000	18.33
117.5	11,187	9,267	0.8284	0.1716	18.33
118.5	1,920		0.0000	1.0000	3.15

AQUA PENNSYLVANIA, INC.

ACCOUNT 330 DISTRIBUTION RESERVOIRS AND STANDPIPES

ORIGINAL LIFE TABLE, CONT.

PLACEMENT BAND 1882-2009

EXPERIENCE BAND 1952-2009

AGE AT BEGIN OF INTERVAL	EXPOSURES AT BEGINNING OF AGE INTERVAL	RETIREMENTS DURING AGE INTERVAL	RETMT RATIO	SURV RATIO	PCT SURV BEGIN OF INTERVAL
119.5	1,920		0.0000	1.0000	3.15
120.5	1,920		0.0000	1.0000	3.15
121.5	1,920		0.0000	1.0000	3.15
122.5	1,920		0.0000	1.0000	3.15
123.5	1,920		0.0000	1.0000	3.15
124.5	983		0.0000	1.0000	3.15
125.5	983		0.0000	1.0000	3.15
126.5	983		0.0000	1.0000	3.15
127.5					3.15

AQUA PENNSYLVANIA, INC.

ACCOUNT 330 DISTRIBUTION RESERVOIRS AND STANDPIPES

ORIGINAL LIFE TABLE

PLACEMENT BAND 1882-2009			EXPERIENCE BAND 1980-2009		
AGE AT BEGIN OF INTERVAL	EXPOSURES AT BEGINNING OF AGE INTERVAL	RETIREMENTS DURING AGE INTERVAL	RETMT RATIO	SURV RATIO	PCT SURV BEGIN OF INTERVAL
0.0	42,631,755		0.0000	1.0000	100.00
0.5	38,160,379		0.0000	1.0000	100.00
1.5	32,511,847		0.0000	1.0000	100.00
2.5	30,140,165		0.0000	1.0000	100.00
3.5	29,922,012	186	0.0000	1.0000	100.00
4.5	30,220,674	9,690	0.0003	0.9997	100.00
5.5	30,567,964		0.0000	1.0000	99.97
6.5	31,150,186		0.0000	1.0000	99.97
7.5	29,064,667		0.0000	1.0000	99.97
8.5	26,606,772	22,440	0.0008	0.9992	99.97
9.5	25,068,503		0.0000	1.0000	99.89
10.5	25,959,221		0.0000	1.0000	99.89
11.5	25,971,827	19,016	0.0007	0.9993	99.89
12.5	23,494,373	12,819	0.0005	0.9995	99.82
13.5	21,744,745		0.0000	1.0000	99.77
14.5	21,769,604		0.0000	1.0000	99.77
15.5	21,428,247	5,582	0.0003	0.9997	99.77
16.5	20,791,685		0.0000	1.0000	99.74
17.5	17,191,279	15,114	0.0009	0.9991	99.74
18.5	17,199,554		0.0000	1.0000	99.65
19.5	16,964,068	3,365	0.0002	0.9998	99.65
20.5	14,971,203	20,940	0.0014	0.9986	99.63
21.5	13,375,924	44,486	0.0033	0.9967	99.49
22.5	14,817,915	1,370	0.0001	0.9999	99.16
23.5	14,643,967		0.0000	1.0000	99.15
24.5	13,736,482	1,933	0.0001	0.9999	99.15
25.5	14,345,472	44	0.0000	1.0000	99.14
26.5	14,429,444	5,985	0.0004	0.9996	99.14
27.5	14,697,350	17,024	0.0012	0.9988	99.10
28.5	14,812,676		0.0000	1.0000	98.98
29.5	12,490,463	21,734	0.0017	0.9983	98.98
30.5	12,224,581	3,191	0.0003	0.9997	98.81
31.5	11,815,688	356,103	0.0301	0.9699	98.78
32.5	11,381,182	2,179	0.0002	0.9998	95.81
33.5	7,210,465	8,573	0.0012	0.9988	95.79
34.5	6,536,647	423	0.0001	0.9999	95.68
35.5	6,569,856	34,410	0.0052	0.9948	95.67
36.5	4,878,928	32,789	0.0067	0.9933	95.17
37.5	4,131,783	4,892	0.0012	0.9988	94.53
38.5	4,033,842	12,019	0.0030	0.9970	94.42

AQUA PENNSYLVANIA, INC.

ACCOUNT 330 DISTRIBUTION RESERVOIRS AND STANDPIPES

ORIGINAL LIFE TABLE, CONT.

PLACEMENT BAND 1882-2009			EXPERIENCE BAND 1980-2009		
AGE AT BEGIN OF INTERVAL	EXPOSURES AT BEGINNING OF AGE INTERVAL	RETIREMENTS DURING AGE INTERVAL	RETMT RATIO	SURV RATIO	PCT SURV BEGIN OF INTERVAL
39.5	3,957,785	79,731	0.0201	0.9799	94.14
40.5	3,896,208	2,701	0.0007	0.9993	92.25
41.5	3,787,370		0.0000	1.0000	92.19
42.5	3,783,682	8,886	0.0023	0.9977	92.19
43.5	3,536,857	2,013	0.0006	0.9994	91.98
44.5	3,517,417	18	0.0000	1.0000	91.92
45.5	3,109,073		0.0000	1.0000	91.92
46.5	2,502,838	1,636	0.0007	0.9993	91.92
47.5	2,371,643		0.0000	1.0000	91.86
48.5	1,800,446		0.0000	1.0000	91.86
49.5	1,776,354		0.0000	1.0000	91.86
50.5	1,732,064		0.0000	1.0000	91.86
51.5	1,705,845		0.0000	1.0000	91.86
52.5	1,723,547		0.0000	1.0000	91.86
53.5	1,323,995		0.0000	1.0000	91.86
54.5	1,128,326		0.0000	1.0000	91.86
55.5	1,133,921	81	0.0001	0.9999	91.86
56.5	948,937	405	0.0004	0.9996	91.85
57.5	934,194		0.0000	1.0000	91.81
58.5	645,344	1,194	0.0019	0.9981	91.81
59.5	478,364	6,161	0.0129	0.9871	91.64
60.5	471,582	7,031	0.0149	0.9851	90.46
61.5	314,548	19,978	0.0635	0.9365	89.11
62.5	294,489		0.0000	1.0000	83.45
63.5	293,161		0.0000	1.0000	83.45
64.5	295,506		0.0000	1.0000	83.45
65.5	287,790		0.0000	1.0000	83.45
66.5	287,180		0.0000	1.0000	83.45
67.5	287,344		0.0000	1.0000	83.45
68.5	287,344		0.0000	1.0000	83.45
69.5	419,488		0.0000	1.0000	83.45
70.5	460,123	165	0.0004	0.9996	83.45
71.5	459,781	135	0.0003	0.9997	83.42
72.5	450,798	3,617	0.0080	0.9920	83.39
73.5	447,181	1,702	0.0038	0.9962	82.72
74.5	455,023		0.0000	1.0000	82.41
75.5	455,023		0.0000	1.0000	82.41
76.5	455,023		0.0000	1.0000	82.41
77.5	454,983		0.0000	1.0000	82.41
78.5	454,551	2,489	0.0055	0.9945	82.41

AQUA PENNSYLVANIA, INC.

ACCOUNT 330 DISTRIBUTION RESERVOIRS AND STANDPIPES

ORIGINAL LIFE TABLE, CONT.

PLACEMENT BAND 1882-2009			EXPERIENCE BAND 1980-2009		
AGE AT BEGIN OF INTERVAL	EXPOSURES AT BEGINNING OF AGE INTERVAL	RETIREMENTS DURING AGE INTERVAL	RETMT RATIO	SURV RATIO	PCT SURV BEGIN OF INTERVAL
79.5	451,948		0.0000	1.0000	81.96
80.5	448,389		0.0000	1.0000	81.96
81.5	417,795		0.0000	1.0000	81.96
82.5	390,419	11,339	0.0290	0.9710	81.96
83.5	324,692		0.0000	1.0000	79.58
84.5	324,692		0.0000	1.0000	79.58
85.5	165,400		0.0000	1.0000	79.58
86.5	160,780		0.0000	1.0000	79.58
87.5	171,072		0.0000	1.0000	79.58
88.5	171,072	22,897	0.1338	0.8662	79.58
89.5	141,233	6,760	0.0479	0.9521	68.93
90.5	134,473		0.0000	1.0000	65.63
91.5	134,473	10,420	0.0775	0.9225	65.63
92.5	124,053		0.0000	1.0000	60.54
93.5	124,053		0.0000	1.0000	60.54
94.5	142,984		0.0000	1.0000	60.54
95.5	142,984		0.0000	1.0000	60.54
96.5	142,984		0.0000	1.0000	60.54
97.5	153,234		0.0000	1.0000	60.54
98.5	153,234		0.0000	1.0000	60.54
99.5	82,453		0.0000	1.0000	60.54
100.5	39,901		0.0000	1.0000	60.54
101.5	39,901		0.0000	1.0000	60.54
102.5	39,901		0.0000	1.0000	60.54
103.5	39,901		0.0000	1.0000	60.54
104.5	39,901		0.0000	1.0000	60.54
105.5	39,901		0.0000	1.0000	60.54
106.5	39,901		0.0000	1.0000	60.54
107.5	39,901	9,962	0.2497	0.7503	60.54
108.5	29,939		0.0000	1.0000	45.42
109.5	29,939		0.0000	1.0000	45.42
110.5	29,512		0.0000	1.0000	45.42
111.5	29,512	17,994	0.6097	0.3903	45.42
112.5	11,518		0.0000	1.0000	17.73
113.5	11,518		0.0000	1.0000	17.73
114.5	11,518		0.0000	1.0000	17.73
115.5	11,518		0.0000	1.0000	17.73
116.5	11,518		0.0000	1.0000	17.73
117.5	11,187	9,267	0.8284	0.1716	17.73
118.5	1,920		0.0000	1.0000	3.04

AQUA PENNSYLVANIA, INC.

ACCOUNT 330 DISTRIBUTION RESERVOIRS AND STANDPIPES

ORIGINAL LIFE TABLE, CONT.

PLACEMENT BAND 1882-2009

EXPERIENCE BAND 1980-2009

AGE AT BEGIN OF INTERVAL	EXPOSURES AT BEGINNING OF AGE INTERVAL	RETIREMENTS DURING AGE INTERVAL	RETMT RATIO	SURV RATIO	PCT SURV BEGIN OF INTERVAL
119.5	1,920		0.0000	1.0000	3.04
120.5	1,920		0.0000	1.0000	3.04
121.5	1,920		0.0000	1.0000	3.04
122.5	1,920		0.0000	1.0000	3.04
123.5	1,920		0.0000	1.0000	3.04
124.5	983		0.0000	1.0000	3.04
125.5	983		0.0000	1.0000	3.04
126.5	983		0.0000	1.0000	3.04
127.5					3.04

AQUA PENNSYLVANIA, INC.

ACCOUNT 331.01 MAINS & ACCESSORIES - C.I. - 4" & UNDER

ORIGINAL LIFE TABLE

PLACEMENT BAND 1865-2009

EXPERIENCE BAND 1954-2009

AGE AT BEGIN OF INTERVAL	EXPOSURES AT BEGINNING OF AGE INTERVAL	RETIREMENTS DURING AGE INTERVAL	RETMT RATIO	SURV RATIO	PCT SURV BEGIN OF INTERVAL
0.0	17,306,044		0.0000	1.0000	100.00
0.5	17,025,258	2,821	0.0002	0.9998	100.00
1.5	15,367,125	3,430	0.0002	0.9998	99.98
2.5	13,563,742	9,363	0.0007	0.9993	99.96
3.5	9,007,436	4,598	0.0005	0.9995	99.89
4.5	8,491,469	1,669	0.0002	0.9998	99.84
5.5	7,496,143	12,963	0.0017	0.9983	99.82
6.5	5,956,917	848	0.0001	0.9999	99.65
7.5	4,737,040	8,050	0.0017	0.9983	99.64
8.5	3,349,013	7,523	0.0022	0.9978	99.47
9.5	3,252,761	11,609	0.0036	0.9964	99.25
10.5	2,991,468	3,393	0.0011	0.9989	98.89
11.5	2,597,473	6,612	0.0025	0.9975	98.78
12.5	2,180,926	383	0.0002	0.9998	98.53
13.5	2,095,143	9,366	0.0045	0.9955	98.51
14.5	2,030,820	6,131	0.0030	0.9970	98.07
15.5	1,904,931	6,539	0.0034	0.9966	97.78
16.5	1,831,523	5,132	0.0028	0.9972	97.45
17.5	1,810,058	5,015	0.0028	0.9972	97.18
18.5	1,709,860	3,509	0.0021	0.9979	96.91
19.5	1,485,871	5,117	0.0034	0.9966	96.71
20.5	1,451,000	8,546	0.0059	0.9941	96.38
21.5	1,359,097	8,074	0.0059	0.9941	95.81
22.5	1,224,351	7,390	0.0060	0.9940	95.24
23.5	1,233,122	2,444	0.0020	0.9980	94.67
24.5	1,237,008	2,419	0.0020	0.9980	94.48
25.5	1,198,706	962	0.0008	0.9992	94.29
26.5	1,232,525	1,266	0.0010	0.9990	94.21
27.5	1,327,963	5,977	0.0045	0.9955	94.12
28.5	1,434,546	4,110	0.0029	0.9971	93.70
29.5	1,410,638	1,416	0.0010	0.9990	93.43
30.5	1,394,611	2,492	0.0018	0.9982	93.34
31.5	1,133,327	4,357	0.0038	0.9962	93.17
32.5	998,066	2,209	0.0022	0.9978	92.82
33.5	1,127,347	3,335	0.0030	0.9970	92.62
34.5	998,538	1,291	0.0013	0.9987	92.34
35.5	913,719	206	0.0002	0.9998	92.22
36.5	968,825	650	0.0007	0.9993	92.20
37.5	920,150	528	0.0006	0.9994	92.14
38.5	813,221	3,538	0.0044	0.9956	92.08

AQUA PENNSYLVANIA, INC.

ACCOUNT 331.01 MAINS & ACCESSORIES - C.I. - 4" & UNDER

ORIGINAL LIFE TABLE, CONT.

PLACEMENT BAND 1865-2009

EXPERIENCE BAND 1954-2009

AGE AT BEGIN OF INTERVAL	EXPOSURES AT BEGINNING OF AGE INTERVAL	RETIREMENTS DURING AGE INTERVAL	RETMT RATIO	SURV RATIO	PCT SURV BEGIN OF INTERVAL
39.5	778,322	1,954	0.0025	0.9975	91.67
40.5	966,480	4,614	0.0048	0.9952	91.44
41.5	882,369	3,929	0.0045	0.9955	91.00
42.5	873,735	5,540	0.0063	0.9937	90.59
43.5	1,005,283	6,637	0.0066	0.9934	90.02
44.5	934,187	2,586	0.0028	0.9972	89.43
45.5	778,015	21,030	0.0270	0.9730	89.18
46.5	760,968	1,170	0.0015	0.9985	86.77
47.5	544,561	5,159	0.0095	0.9905	86.64
48.5	541,986	2,191	0.0040	0.9960	85.82
49.5	548,046	15,253	0.0278	0.9722	85.48
50.5	557,723	1,526	0.0027	0.9973	83.10
51.5	564,541	7,868	0.0139	0.9861	82.88
52.5	563,995	727	0.0013	0.9987	81.73
53.5	559,398	980	0.0018	0.9982	81.62
54.5	560,034	2,181	0.0039	0.9961	81.47
55.5	548,339	227	0.0004	0.9996	81.15
56.5	554,642	589	0.0011	0.9989	81.12
57.5	546,162	11,848	0.0217	0.9783	81.03
58.5	546,400	1,055	0.0019	0.9981	79.27
59.5	488,595	3,883	0.0079	0.9921	79.12
60.5	540,617	15,021	0.0278	0.9722	78.49
61.5	536,649	856	0.0016	0.9984	76.31
62.5	540,783	2,553	0.0047	0.9953	76.19
63.5	551,383	1,470	0.0027	0.9973	75.83
64.5	533,769	2,703	0.0051	0.9949	75.63
65.5	535,283	4,003	0.0075	0.9925	75.24
66.5	547,082	1,983	0.0036	0.9964	74.68
67.5	547,983	2,685	0.0049	0.9951	74.41
68.5	557,790	3,517	0.0063	0.9937	74.05
69.5	516,025	4,195	0.0081	0.9919	73.58
70.5	503,660	1,380	0.0027	0.9973	72.98
71.5	501,903	3,709	0.0074	0.9926	72.78
72.5	505,440	7,028	0.0139	0.9861	72.24
73.5	500,714	738	0.0015	0.9985	71.24
74.5	430,514	2,967	0.0069	0.9931	71.13
75.5	467,501	7,421	0.0159	0.9841	70.64
76.5	466,444	1,016	0.0022	0.9978	69.52
77.5	469,387	8,685	0.0185	0.9815	69.37
78.5	459,754	1,006	0.0022	0.9978	68.09

AQUA PENNSYLVANIA, INC.

ACCOUNT 331.01 MAINS & ACCESSORIES - C.I. - 4" & UNDER

ORIGINAL LIFE TABLE, CONT.

PLACEMENT BAND 1865-2009

EXPERIENCE BAND 1954-2009

AGE AT BEGIN OF INTERVAL	EXPOSURES AT BEGINNING OF AGE INTERVAL	RETIREMENTS DURING AGE INTERVAL	RETMT RATIO	SURV RATIO	PCT SURV BEGIN OF INTERVAL
79.5	448,690	2,063	0.0046	0.9954	67.94
80.5	449,585	3,942	0.0088	0.9912	67.63
81.5	451,382	5,263	0.0117	0.9883	67.03
82.5	442,400	14,161	0.0320	0.9680	66.25
83.5	424,379	1,277	0.0030	0.9970	64.13
84.5	389,204	1,297	0.0033	0.9967	63.94
85.5	376,414	490	0.0013	0.9987	63.73
86.5	361,684	15,044	0.0416	0.9584	63.65
87.5	318,189	974	0.0031	0.9969	61.00
88.5	304,759	804	0.0026	0.9974	60.81
89.5	292,296	56	0.0002	0.9998	60.65
90.5	290,961	2,081	0.0072	0.9928	60.64
91.5	277,642	11,716	0.0422	0.9578	60.20
92.5	310,230	12,891	0.0416	0.9584	57.66
93.5	298,621	3,788	0.0127	0.9873	55.26
94.5	300,153	843	0.0028	0.9972	54.56
95.5	295,371	1,760	0.0060	0.9940	54.41
96.5	291,517	716	0.0025	0.9975	54.08
97.5	281,726	540	0.0019	0.9981	53.94
98.5	287,456	983	0.0034	0.9966	53.84
99.5	291,931	376	0.0013	0.9987	53.66
100.5	274,702	1,993	0.0073	0.9927	53.59
101.5	275,451	5,220	0.0190	0.9810	53.20
102.5	265,878	2,282	0.0086	0.9914	52.19
103.5	251,238	126	0.0005	0.9995	51.74
104.5	242,478	1,528	0.0063	0.9937	51.71
105.5	230,762	70	0.0003	0.9997	51.38
106.5	221,612	1,578	0.0071	0.9929	51.36
107.5	173,012	6,950	0.0402	0.9598	51.00
108.5	173,929	17,253	0.0992	0.9008	48.95
109.5	156,676	9,052	0.0578	0.9422	44.09
110.5	147,624	9,608	0.0651	0.9349	41.54
111.5	138,016	10,263	0.0744	0.9256	38.84
112.5	127,753	21,061	0.1649	0.8351	35.95
113.5	106,692	3,186	0.0299	0.9701	30.02
114.5	103,505	9,251	0.0894	0.9106	29.12
115.5	94,254	6,069	0.0644	0.9356	26.52
116.5	88,185	9,421	0.1068	0.8932	24.81
117.5	78,765	3,696	0.0469	0.9531	22.16
118.5	75,069	15,278	0.2035	0.7965	21.12

AQUA PENNSYLVANIA, INC.

ACCOUNT 331.01 MAINS & ACCESSORIES - C.I. - 4" & UNDER

ORIGINAL LIFE TABLE, CONT.

PLACEMENT BAND 1865-2009

EXPERIENCE BAND 1954-2009

AGE AT BEGIN OF INTERVAL	EXPOSURES AT BEGINNING OF AGE INTERVAL	RETIREMENTS DURING AGE INTERVAL	RETMT RATIO	SURV RATIO	PCT SURV BEGIN OF INTERVAL
119.5	59,791	4,951	0.0828	0.9172	16.82
120.5	54,840	3,563	0.0650	0.9350	15.43
121.5	51,278	12,045	0.2349	0.7651	14.43
122.5	39,232	24,208	0.6170	0.3830	11.04
123.5	15,024	9,152	0.6092	0.3908	4.23
124.5	5,872	349	0.0594	0.9406	1.65
125.5	5,523	493	0.0893	0.9107	1.55
126.5	5,030	2,170	0.4314	0.5686	1.41
127.5	2,860	7	0.0024	0.9976	0.80
128.5	2,854	1,446	0.5067	0.4933	0.80
129.5	8,222	489	0.0595	0.9405	0.39
130.5	7,733	4	0.0005	0.9995	0.37
131.5	7,728	411	0.0532	0.9468	0.37
132.5	7,317	317	0.0433	0.9567	0.35
133.5	7,000	186	0.0266	0.9734	0.33
134.5	6,814		0.0000	1.0000	0.32
135.5	6,814		0.0000	1.0000	0.32
136.5	6,814		0.0000	1.0000	0.32
137.5	6,814		0.0000	1.0000	0.32
138.5	6,814		0.0000	1.0000	0.32
139.5	6,814		0.0000	1.0000	0.32
140.5	6,814		0.0000	1.0000	0.32
141.5	6,814	110	0.0161	0.9839	0.32
142.5	6,704		0.0000	1.0000	0.31
143.5	6,704	6,704	1.0000	0.0000	0.31
144.5					0.00

AQUA PENNSYLVANIA, INC.

ACCOUNT 331.01 MAINS & ACCESSORIES - C.I. - 4" & UNDER

ORIGINAL LIFE TABLE

PLACEMENT BAND 1865-2009

EXPERIENCE BAND 1980-2009

AGE AT BEGIN OF INTERVAL	EXPOSURES AT BEGINNING OF AGE INTERVAL	RETIREMENTS DURING AGE INTERVAL	RETMT RATIO	SURV RATIO	PCT SURV BEGIN OF INTERVAL
0.0	16,852,269		0.0000	1.0000	100.00
0.5	16,620,984	17	0.0000	1.0000	100.00
1.5	14,988,219	3,430	0.0002	0.9998	100.00
2.5	13,190,879	9,363	0.0007	0.9993	99.98
3.5	8,630,994	4,549	0.0005	0.9995	99.91
4.5	8,119,914	814	0.0001	0.9999	99.86
5.5	7,123,148	12,018	0.0017	0.9983	99.85
6.5	5,576,130	848	0.0002	0.9998	99.68
7.5	4,387,610	8,050	0.0018	0.9982	99.66
8.5	3,001,787	7,523	0.0025	0.9975	99.48
9.5	2,907,374	11,609	0.0040	0.9960	99.23
10.5	2,669,736	3,393	0.0013	0.9987	98.83
11.5	2,277,166	6,283	0.0028	0.9972	98.70
12.5	1,863,794	273	0.0001	0.9999	98.42
13.5	1,783,620	8,192	0.0046	0.9954	98.41
14.5	1,723,252	4,510	0.0026	0.9974	97.96
15.5	1,634,851	5,153	0.0032	0.9968	97.71
16.5	1,574,757	1,348	0.0009	0.9991	97.40
17.5	1,581,039	3,609	0.0023	0.9977	97.31
18.5	1,503,307	2,003	0.0013	0.9987	97.09
19.5	1,297,341	2,418	0.0019	0.9981	96.96
20.5	1,296,964	7,388	0.0057	0.9943	96.78
21.5	1,226,748	1,020	0.0008	0.9992	96.23
22.5	1,113,704	6,900	0.0062	0.9938	96.15
23.5	1,127,205	1,490	0.0013	0.9987	95.55
24.5	1,145,640	45	0.0000	1.0000	95.43
25.5	1,111,946	962	0.0009	0.9991	95.43
26.5	1,139,321	1,266	0.0011	0.9989	95.34
27.5	1,227,176	5,977	0.0049	0.9951	95.24
28.5	1,323,195	4,110	0.0031	0.9969	94.77
29.5	1,286,819	1,416	0.0011	0.9989	94.48
30.5	1,259,895	2,492	0.0020	0.9980	94.38
31.5	1,002,418	4,357	0.0043	0.9957	94.19
32.5	869,180	1,693	0.0019	0.9981	93.78
33.5	995,764	3,335	0.0033	0.9967	93.60
34.5	864,741	598	0.0007	0.9993	93.29
35.5	754,877	206	0.0003	0.9997	93.22
36.5	812,414	650	0.0008	0.9992	93.19
37.5	759,558	528	0.0007	0.9993	93.12
38.5	653,176	1,103	0.0017	0.9983	93.05

AQUA PENNSYLVANIA, INC.

ACCOUNT 331.01 MAINS & ACCESSORIES - C.I. - 4" & UNDER

ORIGINAL LIFE TABLE, CONT.

PLACEMENT BAND 1865-2009

EXPERIENCE BAND 1980-2009

AGE AT BEGIN OF INTERVAL	EXPOSURES AT BEGINNING OF AGE INTERVAL	RETIREMENTS DURING AGE INTERVAL	RETMT RATIO	SURV RATIO	PCT SURV BEGIN OF INTERVAL
39.5	619,116	1,954	0.0032	0.9968	92.89
40.5	810,809	3,523	0.0043	0.9957	92.59
41.5	721,812	3,929	0.0054	0.9946	92.19
42.5	712,588	5,540	0.0078	0.9922	91.69
43.5	842,417	6,499	0.0077	0.9923	90.97
44.5	761,092	1,791	0.0024	0.9976	90.27
45.5	599,460	21,003	0.0350	0.9650	90.05
46.5	577,917	115	0.0002	0.9998	86.90
47.5	358,068	4,812	0.0134	0.9866	86.88
48.5	349,763	2,148	0.0061	0.9939	85.72
49.5	345,523	14,977	0.0433	0.9567	85.20
50.5	348,371	1,520	0.0044	0.9956	81.51
51.5	351,117	7,738	0.0220	0.9780	81.15
52.5	351,930	622	0.0018	0.9982	79.36
53.5	343,792	980	0.0029	0.9971	79.22
54.5	348,746	911	0.0026	0.9974	78.99
55.5	342,748	227	0.0007	0.9993	78.78
56.5	365,472	285	0.0008	0.9992	78.72
57.5	356,213	11,666	0.0328	0.9672	78.66
58.5	350,807	613	0.0017	0.9983	76.08
59.5	290,533	3,139	0.0108	0.9892	75.95
60.5	342,869	14,924	0.0435	0.9565	75.13
61.5	358,424	702	0.0020	0.9980	71.86
62.5	357,706	2,553	0.0071	0.9929	71.72
63.5	358,577	551	0.0015	0.9985	71.21
64.5	341,470	331	0.0010	0.9990	71.10
65.5	345,397	3,511	0.0102	0.9898	71.03
66.5	358,308	1,428	0.0040	0.9960	70.31
67.5	343,624	1,444	0.0042	0.9958	70.03
68.5	348,936	3,082	0.0088	0.9912	69.74
69.5	310,811	887	0.0029	0.9971	69.13
70.5	312,326	1,102	0.0035	0.9965	68.93
71.5	317,218	1,516	0.0048	0.9952	68.69
72.5	327,923	5,694	0.0174	0.9826	68.36
73.5	326,780	738	0.0023	0.9977	67.17
74.5	266,656	2,897	0.0109	0.9891	67.02
75.5	313,883	6,626	0.0211	0.9789	66.29
76.5	321,283	504	0.0016	0.9984	64.89
77.5	332,004	8,015	0.0241	0.9759	64.79
78.5	329,440	270	0.0008	0.9992	63.23

AQUA PENNSYLVANIA, INC.

ACCOUNT 331.01 MAINS & ACCESSORIES - C.I. - 4" & UNDER

ORIGINAL LIFE TABLE, CONT.

PLACEMENT BAND 1865-2009			EXPERIENCE BAND 1980-2009			
AGE AT BEGIN OF INTERVAL	EXPOSURES AT BEGINNING OF AGE INTERVAL	RETIREMENTS DURING AGE INTERVAL	RETMT RATIO	SURV RATIO	PCT SURV BEGIN OF INTERVAL	
79.5	329,753	1,439	0.0044	0.9956	63.18	
80.5	340,892	3,942	0.0116	0.9884	62.90	
81.5	351,665	4,297	0.0122	0.9878	62.17	
82.5	344,912	14,161	0.0411	0.9589	61.41	
83.5	334,983	1,277	0.0038	0.9962	58.89	
84.5	303,958	948	0.0031	0.9969	58.67	
85.5	299,635	490	0.0016	0.9984	58.49	
86.5	289,996	15,044	0.0519	0.9481	58.40	
87.5	253,955	974	0.0038	0.9962	55.37	
88.5	244,754	693	0.0028	0.9972	55.16	
89.5	248,919	56	0.0002	0.9998	55.01	
90.5	249,876	2,081	0.0083	0.9917	55.00	
91.5	238,615	9,064	0.0380	0.9620	54.54	
92.5	274,357	12,891	0.0470	0.9530	52.47	
93.5	285,175	3,788	0.0133	0.9867	50.00	
94.5	294,130	843	0.0029	0.9971	49.34	
95.5	289,348	1,760	0.0061	0.9939	49.20	
96.5	285,994	716	0.0025	0.9975	48.90	
97.5	278,381	540	0.0019	0.9981	48.78	
98.5	284,111	983	0.0035	0.9965	48.69	
99.5	290,051	376	0.0013	0.9987	48.52	
100.5	273,312	1,993	0.0073	0.9927	48.46	
101.5	274,060	5,220	0.0190	0.9810	48.11	
102.5	265,046	2,282	0.0086	0.9914	47.20	
103.5	251,049	126	0.0005	0.9995	46.79	
104.5	242,478	1,528	0.0063	0.9937	46.77	
105.5	230,762	70	0.0003	0.9997	46.48	
106.5	221,612	1,578	0.0071	0.9929	46.47	
107.5	173,012	6,950	0.0402	0.9598	46.14	
108.5	173,929	17,253	0.0992	0.9008	44.29	
109.5	156,676	9,052	0.0578	0.9422	39.90	
110.5	147,624	9,608	0.0651	0.9349	37.59	
111.5	138,016	10,263	0.0744	0.9256	35.14	
112.5	127,753	21,061	0.1649	0.8351	32.53	
113.5	106,692	3,186	0.0299	0.9701	27.17	
114.5	103,505	9,251	0.0894	0.9106	26.36	
115.5	94,254	6,069	0.0644	0.9356	24.00	
116.5	88,185	9,421	0.1068	0.8932	22.45	
117.5	78,765	3,696	0.0469	0.9531	20.05	
118.5	75,069	15,278	0.2035	0.7965	19.11	

AQUA PENNSYLVANIA, INC.

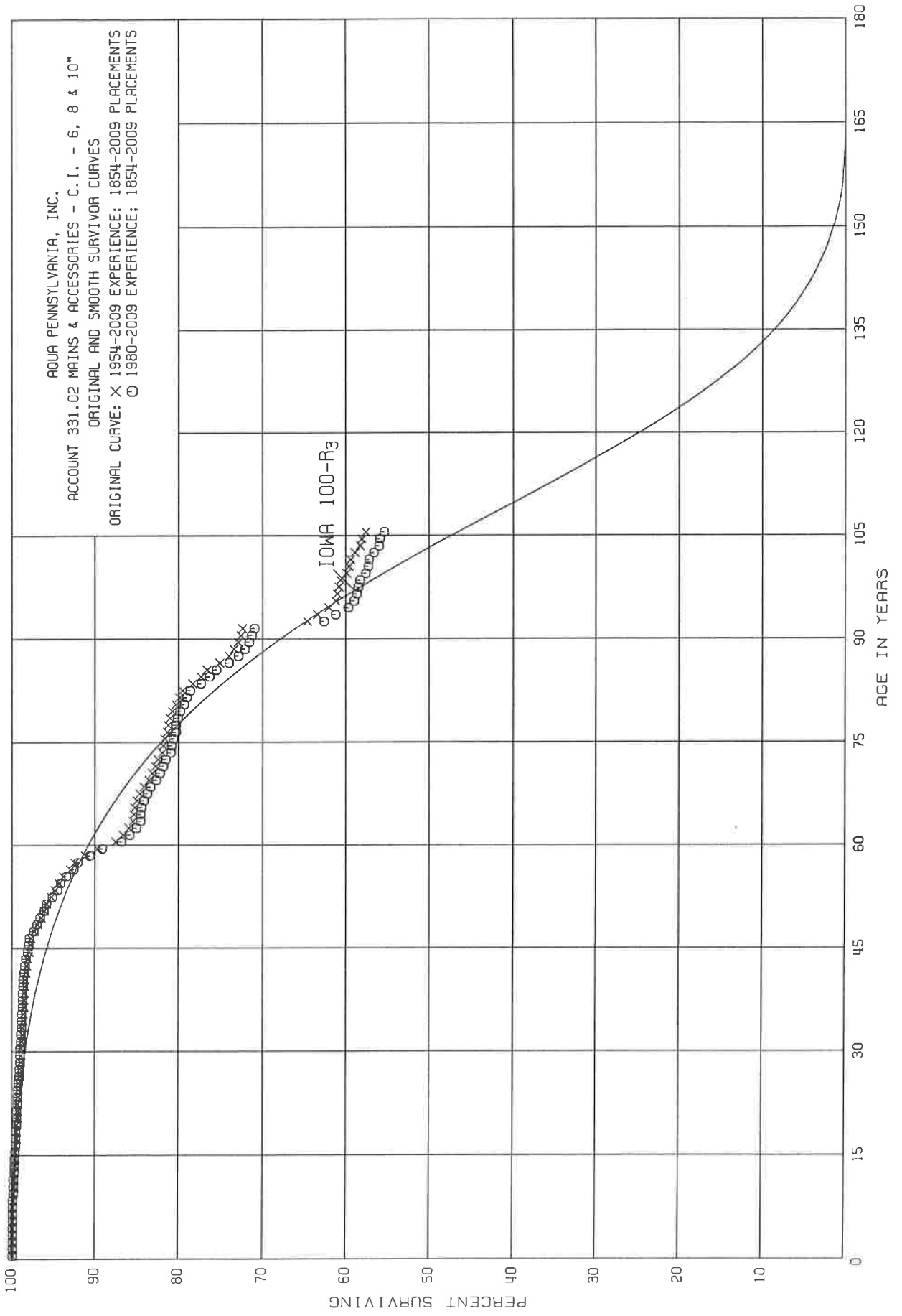
ACCOUNT 331.01 MAINS & ACCESSORIES - C.I. - 4" & UNDER

ORIGINAL LIFE TABLE, CONT.

PLACEMENT BAND 1865-2009

EXPERIENCE BAND 1980-2009

AGE AT BEGIN OF INTERVAL	EXPOSURES AT BEGINNING OF AGE INTERVAL	RETIREMENTS DURING AGE INTERVAL	RETMT RATIO	SURV RATIO	PCT SURV BEGIN OF INTERVAL
119.5	59,791	4,951	0.0828	0.9172	15.22
120.5	54,840	3,563	0.0650	0.9350	13.96
121.5	51,278	12,045	0.2349	0.7651	13.05
122.5	39,232	24,208	0.6170	0.3830	9.98
123.5	15,024	9,152	0.6092	0.3908	3.82
124.5	5,872	349	0.0594	0.9406	1.49
125.5	5,523	493	0.0893	0.9107	1.40
126.5	5,030	2,170	0.4314	0.5686	1.27
127.5	2,860	7	0.0024	0.9976	0.72
128.5	2,854	1,446	0.5067	0.4933	0.72
129.5	8,222	489	0.0595	0.9405	0.36
130.5	7,733	4	0.0005	0.9995	0.34
131.5	7,728	411	0.0532	0.9468	0.34
132.5	7,317	317	0.0433	0.9567	0.32
133.5	7,000	186	0.0266	0.9734	0.31
134.5	6,814		0.0000	1.0000	0.30
135.5	6,814		0.0000	1.0000	0.30
136.5	6,814		0.0000	1.0000	0.30
137.5	6,814		0.0000	1.0000	0.30
138.5	6,814		0.0000	1.0000	0.30
139.5	6,814		0.0000	1.0000	0.30
140.5	6,814		0.0000	1.0000	0.30
141.5	6,814	110	0.0161	0.9839	0.30
142.5	6,704		0.0000	1.0000	0.30
143.5	6,704	6,704	1.0000	0.0000	0.30
144.5					0.00



AQUA PENNSYLVANIA, INC.

ACCOUNT 331.02 MAINS & ACCESSORIES - C.I. - 6, 8 & 10"

ORIGINAL LIFE TABLE

PLACEMENT BAND 1854-2009

EXPERIENCE BAND 1954-2009

AGE AT BEGIN OF INTERVAL	EXPOSURES AT BEGINNING OF AGE INTERVAL	RETIREMENTS DURING AGE INTERVAL	RETMT RATIO	SURV RATIO	PCT SURV BEGIN OF INTERVAL
0.0	614,187,495	2,360	0.0000	1.0000	100.00
0.5	515,454,478	42,008	0.0001	0.9999	100.00
1.5	444,740,885	110,115	0.0002	0.9998	99.99
2.5	388,874,114	58,103	0.0001	0.9999	99.97
3.5	345,962,484	115,898	0.0003	0.9997	99.96
4.5	299,903,253	80,675	0.0003	0.9997	99.93
5.5	269,677,005	60,203	0.0002	0.9998	99.90
6.5	241,905,938	40,993	0.0002	0.9998	99.88
7.5	217,925,329	102,920	0.0005	0.9995	99.86
8.5	200,405,988	86,413	0.0004	0.9996	99.81
9.5	182,862,870	50,151	0.0003	0.9997	99.77
10.5	173,626,687	72,921	0.0004	0.9996	99.74
11.5	158,161,358	30,974	0.0002	0.9998	99.70
12.5	148,365,449	76,914	0.0005	0.9995	99.68
13.5	145,762,503	26,775	0.0002	0.9998	99.63
14.5	136,611,225	84,124	0.0006	0.9994	99.61
15.5	132,406,753	93,167	0.0007	0.9993	99.55
16.5	118,974,169	73,143	0.0006	0.9994	99.48
17.5	113,095,541	26,183	0.0002	0.9998	99.42
18.5	106,786,742	46,245	0.0004	0.9996	99.40
19.5	99,444,745	19,740	0.0002	0.9998	99.36
20.5	92,224,097	32,126	0.0003	0.9997	99.34
21.5	84,890,624	36,491	0.0004	0.9996	99.31
22.5	78,028,178	42,924	0.0006	0.9994	99.27
23.5	71,631,323	24,544	0.0003	0.9997	99.21
24.5	67,374,355	22,231	0.0003	0.9997	99.18
25.5	67,931,446	95,870	0.0014	0.9986	99.15
26.5	67,808,923	22,253	0.0003	0.9997	99.01
27.5	67,272,618	36,167	0.0005	0.9995	98.98
28.5	66,656,506	12,386	0.0002	0.9998	98.93
29.5	64,243,614	13,484	0.0002	0.9998	98.91
30.5	61,225,187	58,873	0.0010	0.9990	98.89
31.5	57,430,858	35,037	0.0006	0.9994	98.79
32.5	56,607,884	24,371	0.0004	0.9996	98.73
33.5	57,384,000	37,648	0.0007	0.9993	98.69
34.5	56,552,467	28,079	0.0005	0.9995	98.62
35.5	52,018,723	14,607	0.0003	0.9997	98.57
36.5	49,299,988	9,656	0.0002	0.9998	98.54
37.5	47,789,976	14,982	0.0003	0.9997	98.52
38.5	45,414,078	36,654	0.0008	0.9992	98.49

AQUA PENNSYLVANIA, INC.

ACCOUNT 331.02 MAINS & ACCESSORIES - C.I. - 6, 8 & 10"

ORIGINAL LIFE TABLE, CONT.

PLACEMENT BAND 1854-2009			EXPERIENCE BAND 1954-2009		
AGE AT BEGIN OF INTERVAL	EXPOSURES AT BEGINNING OF AGE INTERVAL	RETIREMENTS DURING AGE INTERVAL	RETMT RATIO	SURV RATIO	PCT SURV BEGIN OF INTERVAL
39.5	44,400,974	14,613	0.0003	0.9997	98.41
40.5	43,559,506	44,572	0.0010	0.9990	98.38
41.5	42,200,231	32,080	0.0008	0.9992	98.28
42.5	40,570,620	62,842	0.0015	0.9985	98.20
43.5	37,802,120	68,657	0.0018	0.9982	98.05
44.5	36,074,693	40,563	0.0011	0.9989	97.87
45.5	32,161,587	27,015	0.0008	0.9992	97.76
46.5	31,319,301	136,174	0.0043	0.9957	97.68
47.5	29,559,254	114,897	0.0039	0.9961	97.26
48.5	28,055,163	110,668	0.0039	0.9961	96.88
49.5	26,618,993	116,226	0.0044	0.9956	96.50
50.5	24,867,851	65,086	0.0026	0.9974	96.08
51.5	23,322,368	147,038	0.0063	0.9937	95.83
52.5	21,890,334	108,088	0.0049	0.9951	95.23
53.5	19,400,642	91,912	0.0047	0.9953	94.76
54.5	16,714,707	98,781	0.0059	0.9941	94.31
55.5	14,929,478	133,781	0.0090	0.9910	93.75
56.5	13,206,204	66,990	0.0051	0.9949	92.91
57.5	12,199,801	176,600	0.0145	0.9855	92.44
58.5	10,744,121	170,091	0.0158	0.9842	91.10
59.5	8,955,026	212,069	0.0237	0.9763	89.66
60.5	8,365,441	91,852	0.0110	0.9890	87.54
61.5	7,472,125	62,873	0.0084	0.9916	86.58
62.5	7,126,170	41,008	0.0058	0.9942	85.85
63.5	6,963,946	4,135	0.0006	0.9994	85.35
64.5	6,674,481	7,898	0.0012	0.9988	85.30
65.5	6,650,455	25,883	0.0039	0.9961	85.20
66.5	6,662,567	25,065	0.0038	0.9962	84.87
67.5	6,591,934	34,650	0.0053	0.9947	84.55
68.5	6,434,766	47,193	0.0073	0.9927	84.10
69.5	6,192,609	31,878	0.0051	0.9949	83.49
70.5	5,934,217	23,179	0.0039	0.9961	83.06
71.5	5,857,022	21,318	0.0036	0.9964	82.74
72.5	5,671,255	37,295	0.0066	0.9934	82.44
73.5	5,510,242	7,696	0.0014	0.9986	81.90
74.5	5,262,019	14,774	0.0028	0.9972	81.79
75.5	5,455,702	19,849	0.0036	0.9964	81.56
76.5	5,415,371	5,537	0.0010	0.9990	81.27
77.5	5,261,598	11,140	0.0021	0.9979	81.19
78.5	5,184,934	19,859	0.0038	0.9962	81.02

AQUA PENNSYLVANIA, INC.

ACCOUNT 331.02 MAINS & ACCESSORIES - C.I. - 6, 8 & 10"

ORIGINAL LIFE TABLE, CONT.

PLACEMENT BAND 1854-2009			EXPERIENCE BAND 1954-2009		
AGE AT BEGIN OF INTERVAL	EXPOSURES AT BEGINNING OF AGE INTERVAL	RETIREMENTS DURING AGE INTERVAL	RETMT RATIO	SURV RATIO	PCT SURV BEGIN OF INTERVAL
79.5	5,077,309	27,019	0.0053	0.9947	80.71
80.5	4,723,259	20,971	0.0044	0.9956	80.28
81.5	4,360,813	21,198	0.0049	0.9951	79.93
82.5	3,970,422	63,307	0.0159	0.9841	79.54
83.5	3,312,360	42,800	0.0129	0.9871	78.28
84.5	2,696,587	24,016	0.0089	0.9911	77.27
85.5	2,271,278	44,194	0.0195	0.9805	76.58
86.5	1,683,900	23,746	0.0141	0.9859	75.09
87.5	1,343,224	11,773	0.0088	0.9912	74.03
88.5	1,227,172	8,112	0.0066	0.9934	73.38
89.5	987,672	3,998	0.0040	0.9960	72.90
90.5	944,977	2,888	0.0031	0.9969	72.61
91.5	861,549	92,739	0.1076	0.8924	72.38
92.5	768,809	14,521	0.0189	0.9811	64.59
93.5	757,328	16,955	0.0224	0.9776	63.37
94.5	644,439	7,465	0.0116	0.9884	61.95
95.5	640,401	2,783	0.0043	0.9957	61.23
96.5	619,364	1,385	0.0022	0.9978	60.97
97.5	609,012	2,479	0.0041	0.9959	60.84
98.5	612,331	7,462	0.0122	0.9878	60.59
99.5	624,382	3,082	0.0049	0.9951	59.85
100.5	551,735	1,096	0.0020	0.9980	59.56
101.5	527,735	4,646	0.0088	0.9912	59.44
102.5	478,814	5,456	0.0114	0.9886	58.92
103.5	421,660	793	0.0019	0.9981	58.25
104.5	385,074	3,302	0.0086	0.9914	58.14
105.5	337,577	1,581	0.0047	0.9953	57.64
106.5	315,610	570	0.0018	0.9982	57.37
107.5	287,557	893	0.0031	0.9969	57.27
108.5	294,442	8,099	0.0275	0.9725	57.09
109.5	279,395	2,587	0.0093	0.9907	55.52
110.5	260,782	560	0.0021	0.9979	55.00
111.5	240,005	820	0.0034	0.9966	54.88
112.5	237,658	185	0.0008	0.9992	54.69
113.5	229,057	285	0.0012	0.9988	54.65
114.5	211,693	118	0.0006	0.9994	54.58
115.5	194,751	70	0.0004	0.9996	54.55
116.5	170,037	154	0.0009	0.9991	54.53
117.5	160,076	725	0.0045	0.9955	54.48
118.5	153,777	282	0.0018	0.9982	54.23

AQUA PENNSYLVANIA, INC.

ACCOUNT 331.02 MAINS & ACCESSORIES - C.I. - 6, 8 & 10"

ORIGINAL LIFE TABLE, CONT.

PLACEMENT BAND 1854-2009			EXPERIENCE BAND 1954-2009			
AGE AT BEGIN OF INTERVAL	EXPOSURES AT BEGINNING OF AGE INTERVAL	RETIREMENTS DURING AGE INTERVAL	RETMT RATIO	SURV RATIO	PCT SURV BEGIN OF INTERVAL	
119.5	141,746	117	0.0008	0.9992	54.13	
120.5	133,290	838	0.0063	0.9937	54.09	
121.5	123,606	333	0.0027	0.9973	53.75	
122.5	115,551	223	0.0019	0.9981	53.60	
123.5	81,086	45	0.0006	0.9994	53.50	
124.5	61,370	557	0.0091	0.9909	53.47	
125.5	48,296	88	0.0018	0.9982	52.98	
126.5	45,790	25,035	0.5467	0.4533	52.88	
127.5	18,622	4,227	0.2270	0.7730	23.97	
128.5	14,394	1,653	0.1148	0.8852	18.53	
129.5	12,741	21	0.0016	0.9984	16.40	
130.5	12,721	217	0.0171	0.9829	16.37	
131.5	12,504	1,063	0.0850	0.9150	16.09	
132.5	16,738	718	0.0429	0.9571	14.72	
133.5	16,020	9,045	0.5646	0.4354	14.09	
134.5	6,975	1,678	0.2406	0.7594	6.13	
135.5	5,297		0.0000	1.0000	4.66	
136.5	5,297		0.0000	1.0000	4.66	
137.5	5,297		0.0000	1.0000	4.66	
138.5	5,297		0.0000	1.0000	4.66	
139.5	5,297		0.0000	1.0000	4.66	
140.5	5,297		0.0000	1.0000	4.66	
141.5	5,297		0.0000	1.0000	4.66	
142.5	5,523		0.0000	1.0000	4.66	
143.5	9,062	226	0.0249	0.9751	4.66	
144.5	8,836	241	0.0273	0.9727	4.54	
145.5	8,594		0.0000	1.0000	4.42	
146.5	8,594	5,056	0.5883	0.4117	4.42	
147.5	3,539		0.0000	1.0000	1.82	
148.5	3,539		0.0000	1.0000	1.82	
149.5	3,539		0.0000	1.0000	1.82	
150.5	3,539		0.0000	1.0000	1.82	
151.5	3,539		0.0000	1.0000	1.82	
152.5	3,539	222	0.0627	0.9373	1.82	
153.5	3,317		0.0000	1.0000	1.71	
154.5	3,317	3,317	1.0000	0.0000	1.71	
155.5					0.00	

AQUA PENNSYLVANIA, INC.

ACCOUNT 331.02 MAINS & ACCESSORIES - C.I. - 6, 8 & 10"

ORIGINAL LIFE TABLE

PLACEMENT BAND 1854-2009			EXPERIENCE BAND 1980-2009		
AGE AT BEGIN OF INTERVAL	EXPOSURES AT BEGINNING OF AGE INTERVAL	RETIREMENTS DURING AGE INTERVAL	RETMT RATIO	SURV RATIO	PCT SURV BEGIN OF INTERVAL
0.0	580,913,242		0.0000	1.0000	100.00
0.5	483,168,308	22,994	0.0000	1.0000	100.00
1.5	413,299,443	86,351	0.0002	0.9998	100.00
2.5	356,975,067	28,755	0.0001	0.9999	99.98
3.5	313,936,844	81,453	0.0003	0.9997	99.97
4.5	268,203,088	53,908	0.0002	0.9998	99.94
5.5	238,364,114	31,237	0.0001	0.9999	99.92
6.5	211,301,581	18,139	0.0001	0.9999	99.91
7.5	188,133,073	75,249	0.0004	0.9996	99.90
8.5	171,407,735	67,309	0.0004	0.9996	99.86
9.5	154,777,349	28,457	0.0002	0.9998	99.82
10.5	146,706,593	51,655	0.0004	0.9996	99.80
11.5	132,145,514	20,300	0.0002	0.9998	99.76
12.5	123,218,937	57,114	0.0005	0.9995	99.74
13.5	121,623,158	15,404	0.0001	0.9999	99.69
14.5	113,444,165	76,771	0.0007	0.9993	99.68
15.5	110,225,366	78,583	0.0007	0.9993	99.61
16.5	97,477,453	56,233	0.0006	0.9994	99.54
17.5	92,821,824	14,007	0.0002	0.9998	99.48
18.5	87,533,546	30,819	0.0004	0.9996	99.46
19.5	81,227,285	12,560	0.0002	0.9998	99.42
20.5	75,280,915	23,640	0.0003	0.9997	99.40
21.5	69,309,426	28,150	0.0004	0.9996	99.37
22.5	63,608,432	28,308	0.0004	0.9996	99.33
23.5	59,117,025	12,871	0.0002	0.9998	99.29
24.5	56,426,057	20,579	0.0004	0.9996	99.27
25.5	58,078,672	72,054	0.0012	0.9988	99.23
26.5	59,142,792	17,182	0.0003	0.9997	99.11
27.5	59,028,707	26,006	0.0004	0.9996	99.08
28.5	59,044,969	11,056	0.0002	0.9998	99.04
29.5	57,345,621	11,658	0.0002	0.9998	99.02
30.5	54,752,541	50,659	0.0009	0.9991	99.00
31.5	51,549,201	24,050	0.0005	0.9995	98.91
32.5	51,043,558	12,663	0.0002	0.9998	98.86
33.5	51,910,504	26,498	0.0005	0.9995	98.84
34.5	51,108,301	21,726	0.0004	0.9996	98.79
35.5	46,534,791	13,767	0.0003	0.9997	98.75
36.5	43,863,483	2,688	0.0001	0.9999	98.72
37.5	42,464,823	10,727	0.0003	0.9997	98.71
38.5	40,268,922	29,812	0.0007	0.9993	98.68

AQUA PENNSYLVANIA, INC.

ACCOUNT 331.02 MAINS & ACCESSORIES - C.I. - 6, 8 & 10"

ORIGINAL LIFE TABLE, CONT.

PLACEMENT BAND 1854-2009			EXPERIENCE BAND 1980-2009		
AGE AT BEGIN OF INTERVAL	EXPOSURES AT BEGINNING OF AGE INTERVAL	RETIREMENTS DURING AGE INTERVAL	RETMT RATIO	SURV RATIO	PCT SURV BEGIN OF INTERVAL
39.5	39,548,884	11,122	0.0003	0.9997	98.61
40.5	38,952,588	43,164	0.0011	0.9989	98.58
41.5	37,745,907	19,094	0.0005	0.9995	98.47
42.5	36,297,080	53,124	0.0015	0.9985	98.42
43.5	33,666,306	67,266	0.0020	0.9980	98.27
44.5	31,936,163	38,715	0.0012	0.9988	98.07
45.5	28,018,001	24,703	0.0009	0.9991	97.95
46.5	27,128,211	133,445	0.0049	0.9951	97.86
47.5	25,367,418	106,465	0.0042	0.9958	97.38
48.5	23,994,269	102,335	0.0043	0.9957	96.97
49.5	22,695,441	114,784	0.0051	0.9949	96.55
50.5	21,260,923	64,007	0.0030	0.9970	96.06
51.5	20,042,783	145,853	0.0073	0.9927	95.77
52.5	19,004,120	107,218	0.0056	0.9944	95.07
53.5	17,043,165	88,647	0.0052	0.9948	94.54
54.5	14,959,787	98,781	0.0066	0.9934	94.05
55.5	13,581,384	132,841	0.0098	0.9902	93.43
56.5	12,198,205	66,474	0.0054	0.9946	92.51
57.5	11,409,065	176,490	0.0155	0.9845	92.01
58.5	10,068,628	169,639	0.0168	0.9832	90.58
59.5	8,334,513	212,030	0.0254	0.9746	89.06
60.5	7,783,697	89,460	0.0115	0.9885	86.80
61.5	6,960,123	62,259	0.0089	0.9911	85.80
62.5	6,625,863	40,334	0.0061	0.9939	85.04
63.5	6,470,384	2,550	0.0004	0.9996	84.52
64.5	6,188,496	7,168	0.0012	0.9988	84.49
65.5	6,159,695	24,274	0.0039	0.9961	84.39
66.5	6,183,197	23,627	0.0038	0.9962	84.06
67.5	6,091,117	33,966	0.0056	0.9944	83.74
68.5	5,938,918	47,193	0.0079	0.9921	83.27
69.5	5,695,403	31,878	0.0056	0.9944	82.61
70.5	5,469,995	21,217	0.0039	0.9961	82.15
71.5	5,401,625	21,237	0.0039	0.9961	81.83
72.5	5,284,493	37,132	0.0070	0.9930	81.51
73.5	5,163,817	7,696	0.0015	0.9985	80.94
74.5	4,944,948	13,914	0.0028	0.9972	80.82
75.5	5,188,792	15,900	0.0031	0.9969	80.59
76.5	5,160,533	4,746	0.0009	0.9991	80.34
77.5	5,036,440	10,740	0.0021	0.9979	80.27
78.5	4,952,496	19,859	0.0040	0.9960	80.10

AQUA PENNSYLVANIA, INC.

ACCOUNT 331.02 MAINS & ACCESSORIES - C.I. - 6, 8 & 10"

ORIGINAL LIFE TABLE, CONT.

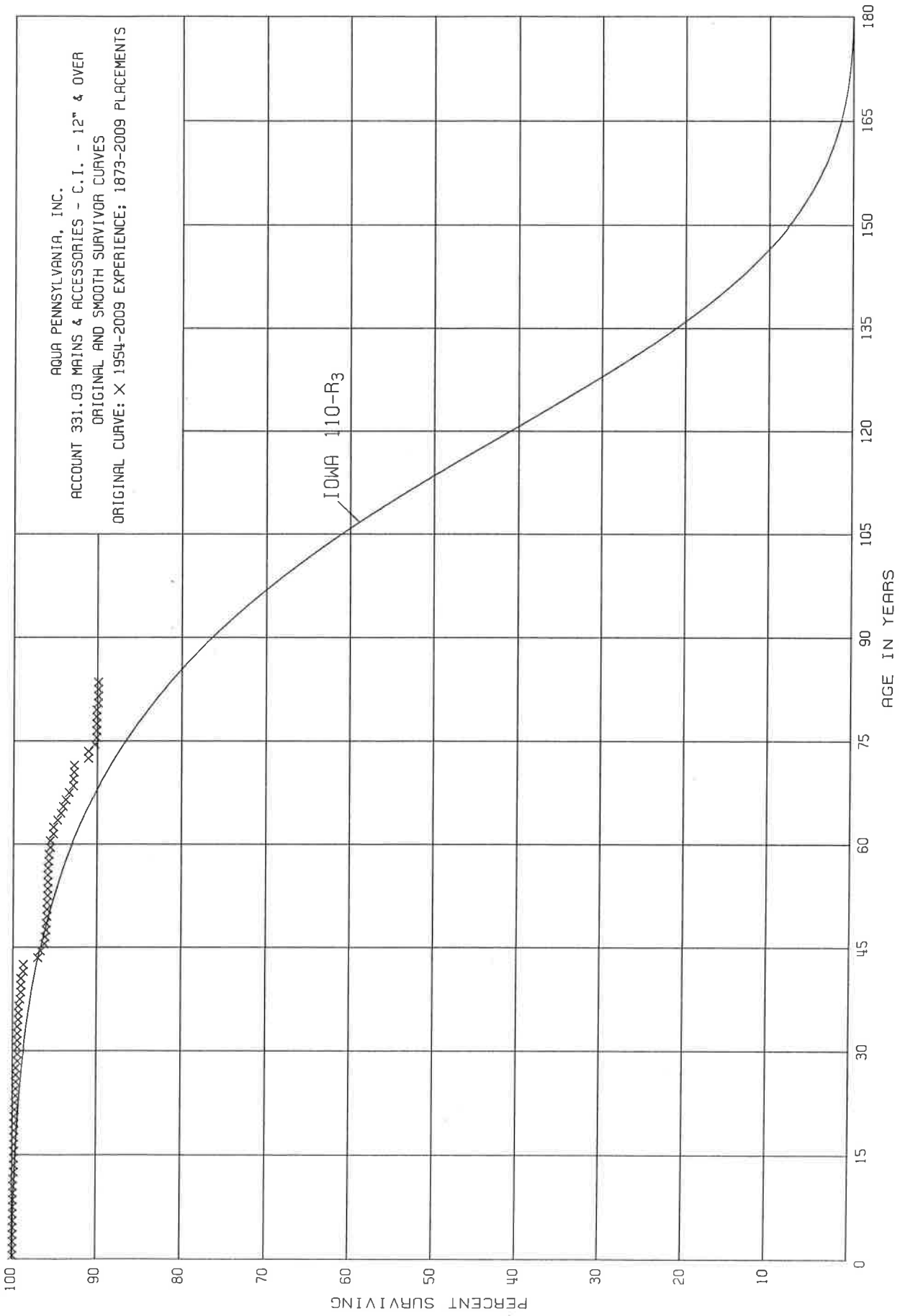
PLACEMENT BAND 1854-2009			EXPERIENCE BAND 1980-2009		
AGE AT BEGIN OF INTERVAL	EXPOSURES AT BEGINNING OF AGE INTERVAL	RETIREMENTS DURING AGE INTERVAL	RETMT RATIO	SURV RATIO	PCT SURV BEGIN OF INTERVAL
79.5	4,861,143	27,019	0.0056	0.9944	79.78
80.5	4,522,943	20,130	0.0045	0.9955	79.33
81.5	4,175,327	20,896	0.0050	0.9950	78.97
82.5	3,789,435	63,307	0.0167	0.9833	78.58
83.5	3,140,010	41,351	0.0132	0.9868	77.27
84.5	2,527,802	24,016	0.0095	0.9905	76.25
85.5	2,116,395	43,211	0.0204	0.9796	75.53
86.5	1,539,693	23,659	0.0154	0.9846	73.99
87.5	1,208,675	11,773	0.0097	0.9903	72.85
88.5	1,097,344	8,112	0.0074	0.9926	72.14
89.5	861,217	3,998	0.0046	0.9954	71.61
90.5	826,976	2,888	0.0035	0.9965	71.28
91.5	753,760	89,563	0.1188	0.8812	71.03
92.5	666,101	14,521	0.0218	0.9782	62.59
93.5	682,741	16,955	0.0248	0.9752	61.23
94.5	580,472	7,336	0.0126	0.9874	59.71
95.5	587,532	2,783	0.0047	0.9953	58.96
96.5	568,958	1,385	0.0024	0.9976	58.68
97.5	587,580	2,479	0.0042	0.9958	58.54
98.5	595,214	7,462	0.0125	0.9875	58.29
99.5	608,188	3,082	0.0051	0.9949	57.56
100.5	535,542	1,096	0.0020	0.9980	57.27
101.5	511,745	4,646	0.0091	0.9909	57.16
102.5	464,101	5,456	0.0118	0.9882	56.64
103.5	407,633	793	0.0019	0.9981	55.97
104.5	383,347	3,302	0.0086	0.9914	55.86
105.5	337,577	1,581	0.0047	0.9953	55.38
106.5	315,610	570	0.0018	0.9982	55.12
107.5	287,557	893	0.0031	0.9969	55.02
108.5	294,442	8,099	0.0275	0.9725	54.85
109.5	279,395	2,587	0.0093	0.9907	53.34
110.5	260,782	560	0.0021	0.9979	52.84
111.5	240,005	820	0.0034	0.9966	52.73
112.5	237,658	185	0.0008	0.9992	52.55
113.5	229,057	285	0.0012	0.9988	52.51
114.5	211,693	118	0.0006	0.9994	52.45
115.5	194,751	70	0.0004	0.9996	52.42
116.5	170,037	154	0.0009	0.9991	52.40
117.5	160,076	725	0.0045	0.9955	52.35
118.5	153,777	282	0.0018	0.9982	52.11

AQUA PENNSYLVANIA, INC.

ACCOUNT 331.02 MAINS & ACCESSORIES - C.I. - 6, 8 & 10"

ORIGINAL LIFE TABLE, CONT.

PLACEMENT BAND 1854-2009			EXPERIENCE BAND 1980-2009			
AGE AT BEGIN OF INTERVAL	EXPOSURES AT BEGINNING OF AGE INTERVAL	RETIREMENTS DURING AGE INTERVAL	RETMT RATIO	SURV RATIO	PCT SURV BEGIN OF INTERVAL	
119.5	141,746	117	0.0008	0.9992	52.02	
120.5	133,290	838	0.0063	0.9937	51.98	
121.5	123,606	333	0.0027	0.9973	51.65	
122.5	115,551	223	0.0019	0.9981	51.51	
123.5	81,086	45	0.0006	0.9994	51.41	
124.5	61,370	557	0.0091	0.9909	51.38	
125.5	48,296	88	0.0018	0.9982	50.91	
126.5	45,790	25,035	0.5467	0.4533	50.82	
127.5	18,622	4,227	0.2270	0.7730	23.04	
128.5	14,394	1,653	0.1148	0.8852	17.81	
129.5	12,741	21	0.0016	0.9984	15.77	
130.5	12,721	217	0.0171	0.9829	15.74	
131.5	12,504	1,063	0.0850	0.9150	15.47	
132.5	16,738	718	0.0429	0.9571	14.16	
133.5	16,020	9,045	0.5646	0.4354	13.55	
134.5	6,975	1,678	0.2406	0.7594	5.90	
135.5	5,297		0.0000	1.0000	4.48	
136.5	5,297		0.0000	1.0000	4.48	
137.5	5,297		0.0000	1.0000	4.48	
138.5	5,297		0.0000	1.0000	4.48	
139.5	5,297		0.0000	1.0000	4.48	
140.5	5,297		0.0000	1.0000	4.48	
141.5	5,297		0.0000	1.0000	4.48	
142.5	5,523		0.0000	1.0000	4.48	
143.5	9,062	226	0.0249	0.9751	4.48	
144.5	8,836	241	0.0273	0.9727	4.37	
145.5	8,594		0.0000	1.0000	4.25	
146.5	8,594	5,056	0.5883	0.4117	4.25	
147.5	3,539		0.0000	1.0000	1.75	
148.5	3,539		0.0000	1.0000	1.75	
149.5	3,539		0.0000	1.0000	1.75	
150.5	3,539		0.0000	1.0000	1.75	
151.5	3,539		0.0000	1.0000	1.75	
152.5	3,539	222	0.0627	0.9373	1.75	
153.5	3,317		0.0000	1.0000	1.64	
154.5	3,317	3,317	1.0000	0.0000	1.64	
155.5					0.00	



AQUA PENNSYLVANIA, INC.

ACCOUNT 331.03 MAINS & ACCESSORIES - C.I. - 12" & OVER

ORIGINAL LIFE TABLE

PLACEMENT BAND 1873-2009

EXPERIENCE BAND 1954-2009

AGE AT BEGIN OF INTERVAL	EXPOSURES AT BEGINNING OF AGE INTERVAL	RETIREMENTS DURING AGE INTERVAL	RETMT RATIO	SURV RATIO	PCT SURV BEGIN OF INTERVAL
0.0	221,834,561		0.0000	1.0000	100.00
0.5	219,163,964	3,437	0.0000	1.0000	100.00
1.5	208,386,646	4,400	0.0000	1.0000	100.00
2.5	206,964,114	11,323	0.0001	0.9999	100.00
3.5	187,275,896	21,326	0.0001	0.9999	99.99
4.5	177,405,075	45,046	0.0003	0.9997	99.98
5.5	165,268,642	7,950	0.0000	1.0000	99.95
6.5	158,479,926	46,689	0.0003	0.9997	99.95
7.5	146,880,318	27,255	0.0002	0.9998	99.92
8.5	130,963,610	14,283	0.0001	0.9999	99.90
9.5	114,521,612	5,056	0.0000	1.0000	99.89
10.5	105,744,464	21,934	0.0002	0.9998	99.89
11.5	87,284,314	40,965	0.0005	0.9995	99.87
12.5	83,077,425	9,205	0.0001	0.9999	99.82
13.5	78,432,974	26,138	0.0003	0.9997	99.81
14.5	71,907,496	9,570	0.0001	0.9999	99.78
15.5	64,302,314	2,797	0.0000	1.0000	99.77
16.5	58,410,472	462	0.0000	1.0000	99.77
17.5	56,686,312	9,316	0.0002	0.9998	99.77
18.5	54,159,158	1,416	0.0000	1.0000	99.75
19.5	51,133,349	613	0.0000	1.0000	99.75
20.5	49,740,266	7,800	0.0002	0.9998	99.75
21.5	46,342,984	22,879	0.0005	0.9995	99.73
22.5	44,084,671	26,518	0.0006	0.9994	99.68
23.5	43,457,276	13,412	0.0003	0.9997	99.62
24.5	40,299,068	1,491	0.0000	1.0000	99.59
25.5	40,252,541	11,849	0.0003	0.9997	99.59
26.5	39,768,344	492	0.0000	1.0000	99.56
27.5	38,829,339	49,261	0.0013	0.9987	99.56
28.5	37,881,673	1,056	0.0000	1.0000	99.43
29.5	36,195,805	7,104	0.0002	0.9998	99.43
30.5	33,174,188	12,103	0.0004	0.9996	99.41
31.5	31,825,485	5,590	0.0002	0.9998	99.37
32.5	31,135,373	608	0.0000	1.0000	99.35
33.5	31,562,554	20,753	0.0007	0.9993	99.35
34.5	26,830,976	616	0.0000	1.0000	99.28
35.5	24,487,972	7,766	0.0003	0.9997	99.28
36.5	23,093,730	35,702	0.0015	0.9985	99.25
37.5	22,436,224	18,977	0.0008	0.9992	99.10
38.5	22,375,588	5,054	0.0002	0.9998	99.02

AQUA PENNSYLVANIA, INC.

ACCOUNT 331.03 MAINS & ACCESSORIES - C.I. - 12" & OVER

ORIGINAL LIFE TABLE, CONT.

PLACEMENT BAND 1873-2009

EXPERIENCE BAND 1954-2009

AGE AT BEGIN OF INTERVAL	EXPOSURES AT BEGINNING OF AGE INTERVAL	RETIREMENTS DURING AGE INTERVAL	RETMT RATIO	SURV RATIO	PCT SURV BEGIN OF INTERVAL
39.5	21,530,782	406	0.0000	1.0000	99.00
40.5	21,121,362	56,198	0.0027	0.9973	99.00
41.5	20,445,725	7,721	0.0004	0.9996	98.73
42.5	18,838,943	322,713	0.0171	0.9829	98.69
43.5	16,417,359	47,180	0.0029	0.9971	97.00
44.5	15,421,525	64,112	0.0042	0.9958	96.72
45.5	14,385,326	15,355	0.0011	0.9989	96.31
46.5	13,749,953	14,369	0.0010	0.9990	96.20
47.5	12,931,259	6,363	0.0005	0.9995	96.10
48.5	12,399,115	4,479	0.0004	0.9996	96.05
49.5	11,846,238	3,781	0.0003	0.9997	96.01
50.5	10,550,764	991	0.0001	0.9999	95.98
51.5	9,992,317	3,685	0.0004	0.9996	95.97
52.5	9,729,056	2,520	0.0003	0.9997	95.93
53.5	9,525,735	473	0.0000	1.0000	95.90
54.5	9,374,524	1,255	0.0001	0.9999	95.90
55.5	8,659,867	2,546	0.0003	0.9997	95.89
56.5	6,827,247	2,246	0.0003	0.9997	95.86
57.5	6,382,585	2,648	0.0004	0.9996	95.83
58.5	5,941,090	13,859	0.0023	0.9977	95.79
59.5	5,253,909	339	0.0001	0.9999	95.57
60.5	4,928,824	19,570	0.0040	0.9960	95.56
61.5	4,281,342	1,075	0.0003	0.9997	95.18
62.5	3,757,402	18,415	0.0049	0.9951	95.15
63.5	3,760,853	13,377	0.0036	0.9964	94.68
64.5	3,719,033	15,400	0.0041	0.9959	94.34
65.5	3,772,696	11,844	0.0031	0.9969	93.95
66.5	3,817,772	13,978	0.0037	0.9963	93.66
67.5	3,754,422	21,155	0.0056	0.9944	93.31
68.5	3,676,433	959	0.0003	0.9997	92.79
69.5	3,562,576	1,574	0.0004	0.9996	92.76
70.5	3,527,726	777	0.0002	0.9998	92.72
71.5	3,562,893	63,719	0.0179	0.9821	92.70
72.5	3,438,018	37	0.0000	1.0000	91.04
73.5	3,435,619	27,638	0.0080	0.9920	91.04
74.5	3,345,725	7,882	0.0024	0.9976	90.31
75.5	3,355,276	65	0.0000	1.0000	90.09
76.5	3,260,431	23	0.0000	1.0000	90.09
77.5	3,220,087	443	0.0001	0.9999	90.09
78.5	3,118,277	37	0.0000	1.0000	90.08

AQUA PENNSYLVANIA, INC.

ACCOUNT 331.03 MAINS & ACCESSORIES - C.I. - 12" & OVER

ORIGINAL LIFE TABLE, CONT.

PLACEMENT BAND 1873-2009

EXPERIENCE BAND 1954-2009

AGE AT BEGIN OF INTERVAL	EXPOSURES AT BEGINNING OF AGE INTERVAL	RETIREMENTS DURING AGE INTERVAL	RETMT RATIO	SURV RATIO	PCT SURV BEGIN OF INTERVAL
79.5	3,068,784	5,342	0.0017	0.9983	90.08
80.5	2,941,871	289	0.0001	0.9999	89.93
81.5	2,862,563	802	0.0003	0.9997	89.92
82.5	2,778,614	1,033	0.0004	0.9996	89.89
83.5	2,212,161	2,335	0.0011	0.9989	89.85
84.5	1,930,459	5	0.0000	1.0000	89.75
85.5	1,722,724	1	0.0000	1.0000	89.75
86.5	1,546,375	3,763	0.0024	0.9976	89.75
87.5	1,533,749	167	0.0001	0.9999	89.53
88.5	1,532,096	4,314	0.0028	0.9972	89.52
89.5	1,483,999	8	0.0000	1.0000	89.27
90.5	1,483,405	12	0.0000	1.0000	89.27
91.5	1,316,479	13,659	0.0104	0.9896	89.27
92.5	1,302,819	10,064	0.0077	0.9923	88.34
93.5	1,282,813	125	0.0001	0.9999	87.66
94.5	1,325,462	9	0.0000	1.0000	87.65
95.5	1,317,433	3	0.0000	1.0000	87.65
96.5	1,265,872	7	0.0000	1.0000	87.65
97.5	1,258,895	278	0.0002	0.9998	87.65
98.5	1,254,516	78	0.0001	0.9999	87.63
99.5	1,243,576	58	0.0000	1.0000	87.62
100.5	910,589	42	0.0000	1.0000	87.62
101.5	834,211	117	0.0001	0.9999	87.62
102.5	763,289	13	0.0000	1.0000	87.61
103.5	729,884		0.0000	1.0000	87.61
104.5	582,837	29	0.0000	1.0000	87.61
105.5	565,445	8	0.0000	1.0000	87.61
106.5	554,103	51	0.0001	0.9999	87.61
107.5	546,468	174	0.0003	0.9997	87.60
108.5	536,468	6	0.0000	1.0000	87.57
109.5	499,022	11,555	0.0232	0.9768	87.57
110.5	275,884	3	0.0000	1.0000	85.54
111.5	243,548	4	0.0000	1.0000	85.54
112.5	238,316	7	0.0000	1.0000	85.54
113.5	234,867	6	0.0000	1.0000	85.54
114.5	230,571	17	0.0001	0.9999	85.54
115.5	223,146	3	0.0000	1.0000	85.53
116.5	216,921	1	0.0000	1.0000	85.53
117.5	198,582		0.0000	1.0000	85.53
118.5	195,642		0.0000	1.0000	85.53

AQUA PENNSYLVANIA, INC.

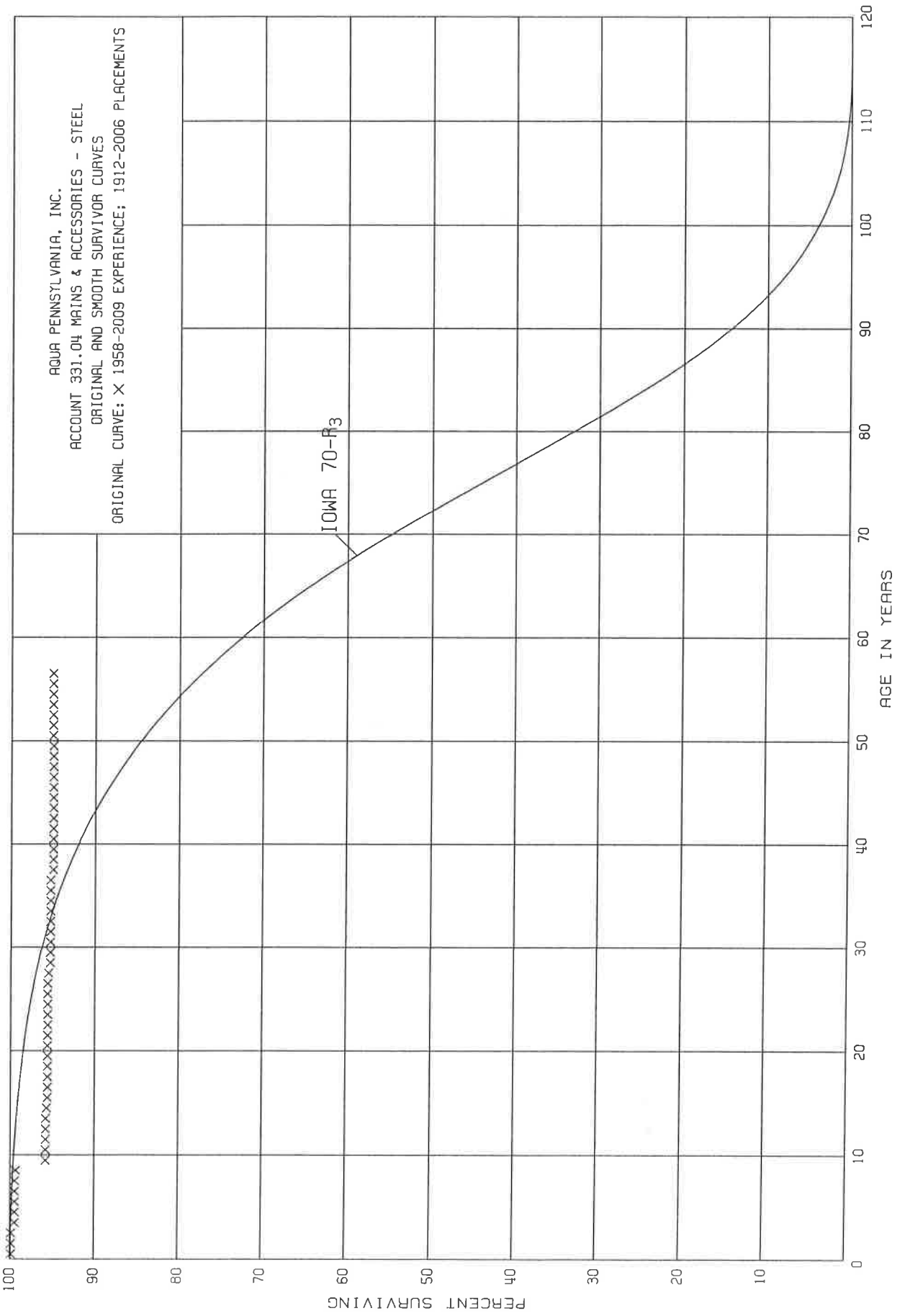
ACCOUNT 331.03 MAINS & ACCESSORIES - C.I. - 12" & OVER

ORIGINAL LIFE TABLE, CONT.

PLACEMENT BAND 1873-2009

EXPERIENCE BAND 1954-2009

AGE AT BEGIN OF INTERVAL	EXPOSURES AT BEGINNING OF AGE INTERVAL	RETIREMENTS DURING AGE INTERVAL	RETMT RATIO	SURV RATIO	PCT SURV BEGIN OF INTERVAL
119.5	194,162	48	0.0002	0.9998	85.53
120.5	194,115	70	0.0004	0.9996	85.51
121.5	194,045		0.0000	1.0000	85.48
122.5	147,469	35	0.0002	0.9998	85.48
123.5	80,138		0.0000	1.0000	85.46
124.5	80,138	159	0.0020	0.9980	85.46
125.5	47,614	37	0.0008	0.9992	85.29
126.5	47,577	36,819	0.7739	0.2261	85.22
127.5	10,758		0.0000	1.0000	19.27
128.5	10,758		0.0000	1.0000	19.27
129.5	10,758	1	0.0001	0.9999	19.27
130.5	10,757		0.0000	1.0000	19.27
131.5	10,757	635	0.0590	0.9410	19.27
132.5	10,122	5	0.0005	0.9995	18.13
133.5	10,117	9	0.0009	0.9991	18.12
134.5	10,108	3,662	0.3623	0.6377	18.10
135.5	6,446	6,446	1.0000	0.0000	11.54
136.5					0.00



AQUA PENNSYLVANIA, INC.

ACCOUNT 331.04 MAINS & ACCESSORIES - STEEL

ORIGINAL LIFE TABLE

PLACEMENT BAND 1912-2006			EXPERIENCE BAND 1958-2009		
AGE AT BEGIN OF INTERVAL	EXPOSURES AT BEGINNING OF AGE INTERVAL	RETIREMENTS DURING AGE INTERVAL	RETMT RATIO	SURV RATIO	PCT SURV BEGIN OF INTERVAL
0.0	2,693,093		0.0000	1.0000	100.00
0.5	2,697,657		0.0000	1.0000	100.00
1.5	2,782,233		0.0000	1.0000	100.00
2.5	3,195,172	16,138	0.0051	0.9949	100.00
3.5	3,234,677	407	0.0001	0.9999	99.49
4.5	5,916,532		0.0000	1.0000	99.48
5.5	5,594,075		0.0000	1.0000	99.48
6.5	5,592,957		0.0000	1.0000	99.48
7.5	5,593,306	5,936	0.0011	0.9989	99.48
8.5	5,619,813	201,427	0.0358	0.9642	99.37
9.5	5,432,601	2,577	0.0005	0.9995	95.81
10.5	5,852,361		0.0000	1.0000	95.76
11.5	5,852,361		0.0000	1.0000	95.76
12.5	5,852,361		0.0000	1.0000	95.76
13.5	5,852,361	5,770	0.0010	0.9990	95.76
14.5	6,054,236	4,107	0.0007	0.9993	95.66
15.5	6,050,129		0.0000	1.0000	95.59
16.5	6,030,949		0.0000	1.0000	95.59
17.5	5,797,985		0.0000	1.0000	95.59
18.5	5,797,562		0.0000	1.0000	95.59
19.5	5,797,562	723	0.0001	0.9999	95.59
20.5	5,796,956		0.0000	1.0000	95.58
21.5	5,797,126	169	0.0000	1.0000	95.58
22.5	5,796,956		0.0000	1.0000	95.58
23.5	5,789,329	563	0.0001	0.9999	95.58
24.5	5,666,831		0.0000	1.0000	95.57
25.5	5,662,483		0.0000	1.0000	95.57
26.5	5,501,904	3,032	0.0006	0.9994	95.57
27.5	5,498,871	10,105	0.0018	0.9982	95.51
28.5	5,448,795		0.0000	1.0000	95.34
29.5	5,399,439		0.0000	1.0000	95.34
30.5	5,345,948		0.0000	1.0000	95.34
31.5	5,676,357		0.0000	1.0000	95.34
32.5	5,673,529		0.0000	1.0000	95.34
33.5	5,669,268		0.0000	1.0000	95.34
34.5	5,618,580		0.0000	1.0000	95.34
35.5	5,608,769		0.0000	1.0000	95.34
36.5	5,609,451	21,228	0.0038	0.9962	95.34
37.5	5,563,543		0.0000	1.0000	94.98
38.5	5,558,965		0.0000	1.0000	94.98

AQUA PENNSYLVANIA, INC.

ACCOUNT 331.04 MAINS & ACCESSORIES - STEEL

ORIGINAL LIFE TABLE, CONT.

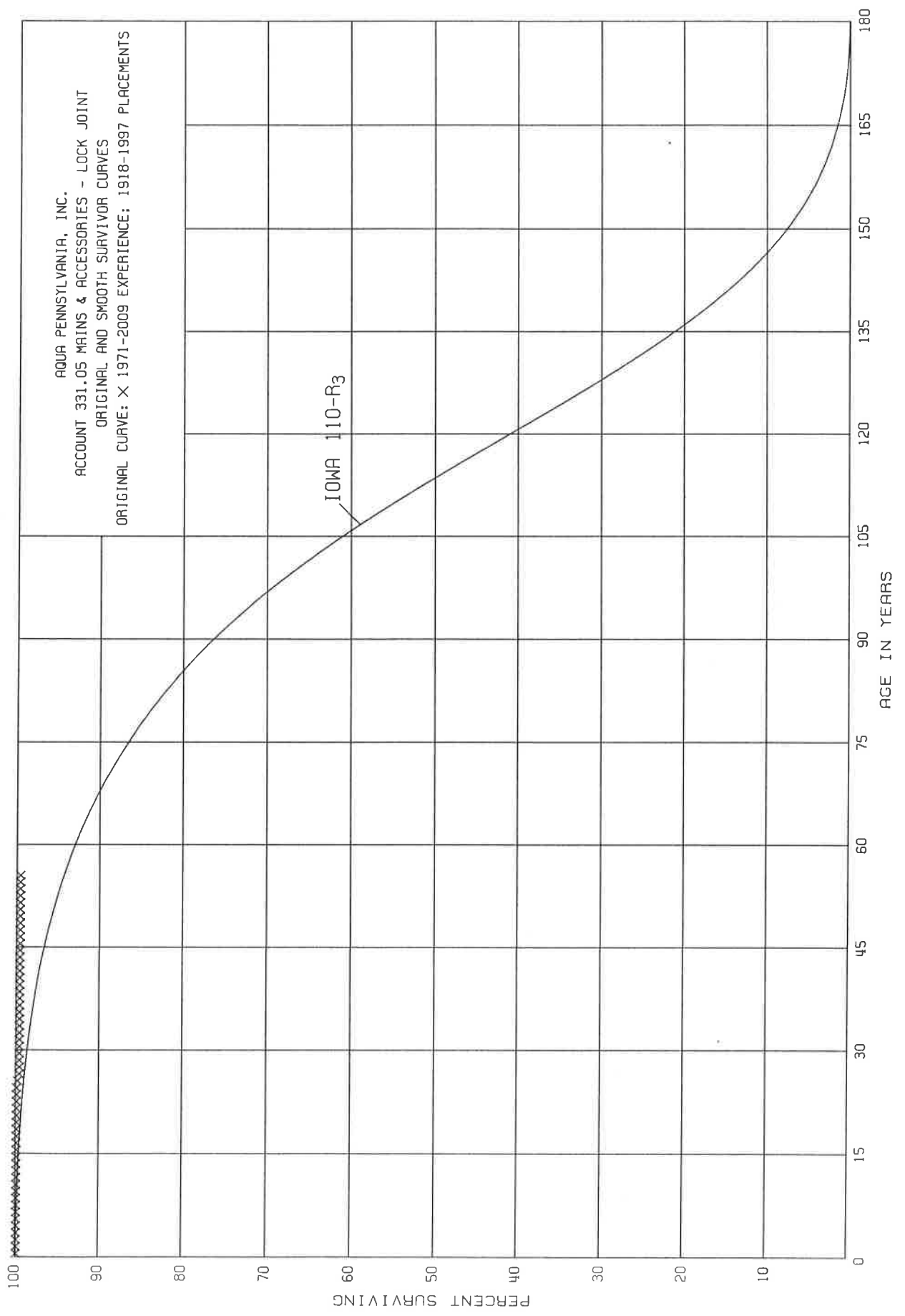
PLACEMENT BAND 1912-2006			EXPERIENCE BAND 1958-2009			
AGE AT BEGIN OF INTERVAL	EXPOSURES AT BEGINNING OF AGE INTERVAL	RETIREMENTS DURING AGE INTERVAL	RETMT RATIO	SURV RATIO	PCT SURV BEGIN OF INTERVAL	
39.5	5,534,162	21	0.0000	1.0000	94.98	
40.5	4,501,265		0.0000	1.0000	94.98	
41.5	4,463,610		0.0000	1.0000	94.98	
42.5	4,482,679		0.0000	1.0000	94.98	
43.5	4,471,101		0.0000	1.0000	94.98	
44.5	4,391,249		0.0000	1.0000	94.98	
45.5	4,387,408	73	0.0000	1.0000	94.98	
46.5	4,320,019		0.0000	1.0000	94.98	
47.5	4,301,304		0.0000	1.0000	94.98	
48.5	4,263,929		0.0000	1.0000	94.98	
49.5	4,250,679		0.0000	1.0000	94.98	
50.5	4,250,568		0.0000	1.0000	94.98	
51.5	4,248,921		0.0000	1.0000	94.98	
52.5	4,244,356		0.0000	1.0000	94.98	
53.5	4,159,798		0.0000	1.0000	94.98	
54.5	3,746,858		0.0000	1.0000	94.98	
55.5	3,654,128		0.0000	1.0000	94.98	
56.5	999,391	8	0.0000	1.0000	94.98	
57.5	999,013		0.0000	1.0000	94.98	
58.5	1,007,658	117	0.0001	0.9999	94.98	
59.5	998,546		0.0000	1.0000	94.97	
60.5	959,615		0.0000	1.0000	94.97	
61.5	953,839		0.0000	1.0000	94.97	
62.5	535,616	83	0.0002	0.9998	94.97	
63.5	535,533	162	0.0003	0.9997	94.95	
64.5	535,371	74	0.0001	0.9999	94.92	
65.5	535,298	353	0.0007	0.9993	94.91	
66.5	330,779	305	0.0009	0.9991	94.84	
67.5	330,475		0.0000	1.0000	94.75	
68.5	334,725		0.0000	1.0000	94.75	
69.5	330,402		0.0000	1.0000	94.75	
70.5	330,402		0.0000	1.0000	94.75	
71.5	330,402	3,496	0.0106	0.9894	94.75	
72.5	326,906		0.0000	1.0000	93.75	
73.5	326,906		0.0000	1.0000	93.75	
74.5	326,906		0.0000	1.0000	93.75	
75.5	326,906		0.0000	1.0000	93.75	
76.5	326,876		0.0000	1.0000	93.75	
77.5	326,876		0.0000	1.0000	93.75	
78.5	330,652		0.0000	1.0000	93.75	

AQUA PENNSYLVANIA, INC.

ACCOUNT 331.04 MAINS & ACCESSORIES - STEEL

ORIGINAL LIFE TABLE, CONT.

PLACEMENT BAND 1912-2006			EXPERIENCE BAND 1958-2009		
AGE AT BEGIN OF INTERVAL	EXPOSURES AT BEGINNING OF AGE INTERVAL	RETIREMENTS DURING AGE INTERVAL	RETMT RATIO	SURV RATIO	PCT SURV BEGIN OF INTERVAL
79.5	326,876		0.0000	1.0000	93.75
80.5	326,876		0.0000	1.0000	93.75
81.5	326,806		0.0000	1.0000	93.75
82.5	326,800	1,591	0.0049	0.9951	93.75
83.5	49	49	1.0000	0.0000	93.29
84.5					0.00
85.5					
86.5					
87.5					
88.5	4,491		0.0000		
89.5					
90.5					
91.5					
92.5					
93.5					
94.5					
95.5					
96.5	20,800		0.0000		
97.5					



AQUA PENNSYLVANIA, INC.

ACCOUNT 331.05 MAINS & ACCESSORIES - LOCK JOINT

ORIGINAL LIFE TABLE

PLACEMENT BAND 1918-1997

EXPERIENCE BAND 1971-2009

AGE AT BEGIN OF INTERVAL	EXPOSURES AT BEGINNING OF AGE INTERVAL	RETIREMENTS DURING AGE INTERVAL	RETMT RATIO	SURV RATIO	PCT SURV BEGIN OF INTERVAL
0.0	932,362		0.0000	1.0000	100.00
0.5	932,362		0.0000	1.0000	100.00
1.5	932,362		0.0000	1.0000	100.00
2.5	932,362	880	0.0009	0.9991	100.00
3.5	964,309		0.0000	1.0000	99.91
4.5	964,309		0.0000	1.0000	99.91
5.5	973,287		0.0000	1.0000	99.91
6.5	973,337		0.0000	1.0000	99.91
7.5	973,337		0.0000	1.0000	99.91
8.5	973,337		0.0000	1.0000	99.91
9.5	1,001,236		0.0000	1.0000	99.91
10.5	1,678,036		0.0000	1.0000	99.91
11.5	1,915,766		0.0000	1.0000	99.91
12.5	3,606,222		0.0000	1.0000	99.91
13.5	4,494,447		0.0000	1.0000	99.91
14.5	5,110,718		0.0000	1.0000	99.91
15.5	5,514,764	900	0.0002	0.9998	99.91
16.5	5,997,526		0.0000	1.0000	99.89
17.5	5,997,526		0.0000	1.0000	99.89
18.5	5,997,526		0.0000	1.0000	99.89
19.5	5,960,770		0.0000	1.0000	99.89
20.5	5,845,161		0.0000	1.0000	99.89
21.5	5,845,284		0.0000	1.0000	99.89
22.5	5,869,494		0.0000	1.0000	99.89
23.5	5,869,494		0.0000	1.0000	99.89
24.5	5,869,494	8,389	0.0014	0.9986	99.89
25.5	5,861,105	8,223	0.0014	0.9986	99.75
26.5	5,724,413		0.0000	1.0000	99.61
27.5	5,724,413		0.0000	1.0000	99.61
28.5	5,651,567		0.0000	1.0000	99.61
29.5	5,651,567		0.0000	1.0000	99.61
30.5	5,651,567		0.0000	1.0000	99.61
31.5	5,651,567		0.0000	1.0000	99.61
32.5	5,358,486		0.0000	1.0000	99.61
33.5	5,358,486		0.0000	1.0000	99.61
34.5	5,358,486		0.0000	1.0000	99.61
35.5	5,358,486	50	0.0000	1.0000	99.61
36.5	5,037,123		0.0000	1.0000	99.61
37.5	5,037,123		0.0000	1.0000	99.61
38.5	5,037,123		0.0000	1.0000	99.61

AQUA PENNSYLVANIA, INC.

ACCOUNT 331.05 MAINS & ACCESSORIES - LOCK JOINT

ORIGINAL LIFE TABLE, CONT.

PLACEMENT BAND 1918-1997			EXPERIENCE BAND 1971-2009		
AGE AT BEGIN OF INTERVAL	EXPOSURES AT BEGINNING OF AGE INTERVAL	RETIREMENTS DURING AGE INTERVAL	RETMT RATIO	SURV RATIO	PCT SURV BEGIN OF INTERVAL
39.5	5,037,165		0.0000	1.0000	99.61
40.5	5,037,165		0.0000	1.0000	99.61
41.5	5,037,165		0.0000	1.0000	99.61
42.5	5,004,338		0.0000	1.0000	99.61
43.5	5,004,338		0.0000	1.0000	99.61
44.5	5,050,006		0.0000	1.0000	99.61
45.5	5,050,006		0.0000	1.0000	99.61
46.5	5,050,006		0.0000	1.0000	99.61
47.5	5,050,006		0.0000	1.0000	99.61
48.5	5,022,107		0.0000	1.0000	99.61
49.5	4,345,307		0.0000	1.0000	99.61
50.5	4,108,702		0.0000	1.0000	99.61
51.5	2,426,469		0.0000	1.0000	99.61
52.5	1,545,518		0.0000	1.0000	99.61
53.5	929,247		0.0000	1.0000	99.61
54.5	562,858		0.0000	1.0000	99.61
55.5	79,196		0.0000	1.0000	99.61
56.5	79,196		0.0000	1.0000	99.61
57.5	79,196		0.0000	1.0000	99.61
58.5	79,196		0.0000	1.0000	99.61
59.5	79,033		0.0000	1.0000	99.61
60.5	78,909		0.0000	1.0000	99.61
61.5	54,699		0.0000	1.0000	99.61
62.5	54,699		0.0000	1.0000	99.61
63.5	54,699		0.0000	1.0000	99.61
64.5	54,699		0.0000	1.0000	99.61
65.5	54,699		0.0000	1.0000	99.61
66.5	54,699		0.0000	1.0000	99.61
67.5	54,699		0.0000	1.0000	99.61
68.5	54,699	42	0.0008	0.9992	99.61
69.5	54,656		0.0000	1.0000	99.53
70.5	54,656		0.0000	1.0000	99.53
71.5	54,656		0.0000	1.0000	99.53
72.5	54,656		0.0000	1.0000	99.53
73.5	54,656		0.0000	1.0000	99.53
74.5	54,656		0.0000	1.0000	99.53
75.5	54,656		0.0000	1.0000	99.53
76.5	54,656		0.0000	1.0000	99.53
77.5	54,656		0.0000	1.0000	99.53
78.5	54,656		0.0000	1.0000	99.53

AQUA PENNSYLVANIA, INC.

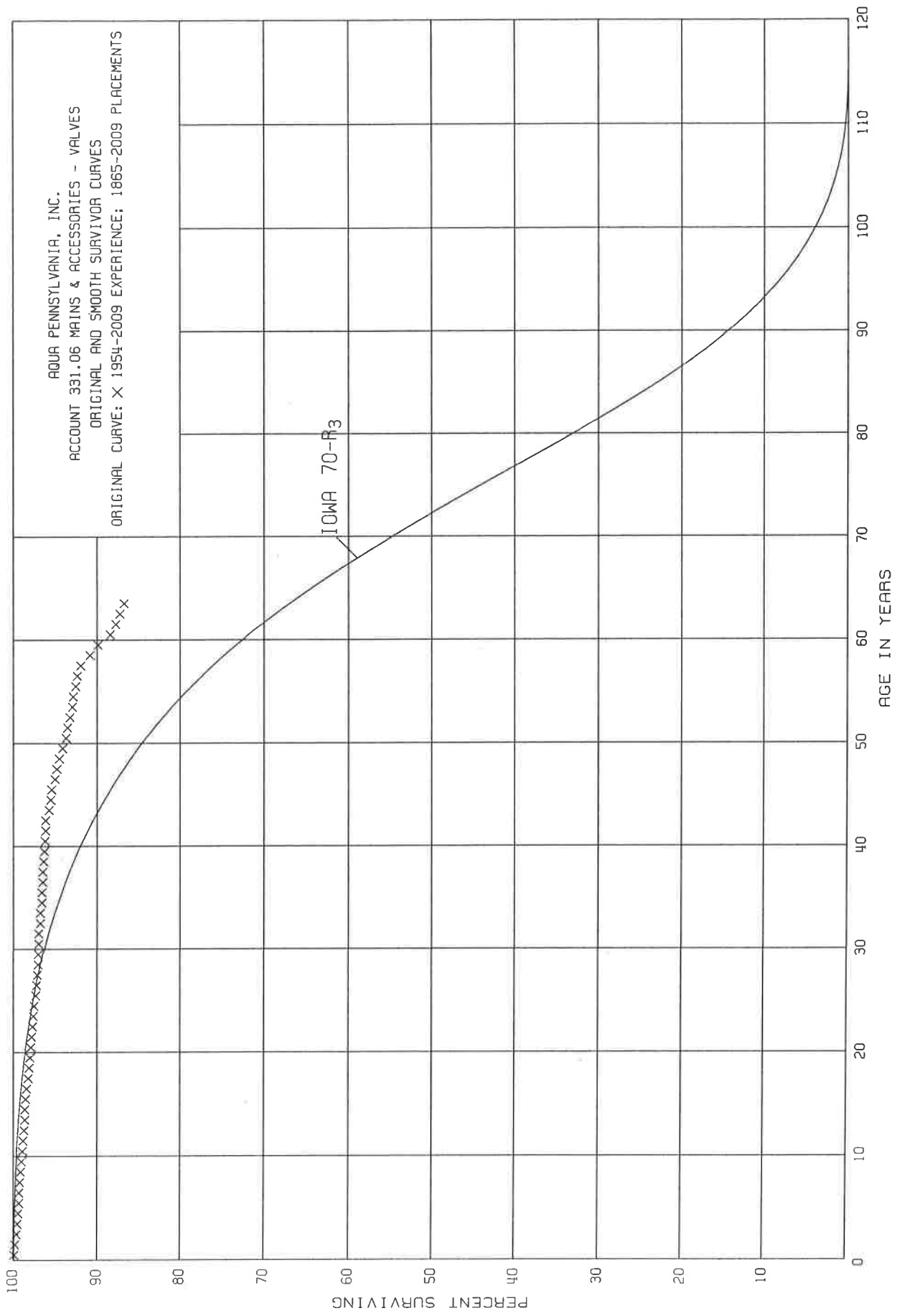
ACCOUNT 331.05 MAINS & ACCESSORIES - LOCK JOINT

ORIGINAL LIFE TABLE, CONT.

PLACEMENT BAND 1918-1997

EXPERIENCE BAND 1971-2009

AGE AT BEGIN OF INTERVAL	EXPOSURES AT BEGINNING OF AGE INTERVAL	RETIREMENTS DURING AGE INTERVAL	RETMT RATIO	SURV RATIO	PCT SURV BEGIN OF INTERVAL
79.5	54,656		0.0000	1.0000	99.53
80.5	54,656		0.0000	1.0000	99.53
81.5	54,656	11	0.0002	0.9998	99.53
82.5	54,645	9,297	0.1701	0.8299	99.51
83.5					82.58



AQUA PENNSYLVANIA, INC.

ACCOUNT 331.06 MAINS & ACCESSORIES - VALVES

ORIGINAL LIFE TABLE

PLACEMENT BAND 1865-2009

EXPERIENCE BAND 1954-2009

AGE AT BEGIN OF INTERVAL	EXPOSURES AT BEGINNING OF AGE INTERVAL	RETIREMENTS DURING AGE INTERVAL	RETMT RATIO	SURV RATIO	PCT SURV BEGIN OF INTERVAL
0.0	23,293,905		0.0000	1.0000	100.00
0.5	22,530,513	44,072	0.0020	0.9980	100.00
1.5	21,309,551	40,379	0.0019	0.9981	99.80
2.5	20,262,882	26,892	0.0013	0.9987	99.61
3.5	19,015,676	17,616	0.0009	0.9991	99.48
4.5	18,624,227	13,729	0.0007	0.9993	99.39
5.5	17,752,471	12,578	0.0007	0.9993	99.32
6.5	17,637,695	10,299	0.0006	0.9994	99.25
7.5	16,447,362	22,084	0.0013	0.9987	99.19
8.5	15,798,974	7,312	0.0005	0.9995	99.06
9.5	14,932,597	15,747	0.0011	0.9989	99.01
10.5	14,070,479	9,483	0.0007	0.9993	98.90
11.5	13,402,090	19,568	0.0015	0.9985	98.83
12.5	12,476,239	5,336	0.0004	0.9996	98.68
13.5	11,874,681	6,852	0.0006	0.9994	98.64
14.5	11,104,782	12,594	0.0011	0.9989	98.58
15.5	10,245,505	8,278	0.0008	0.9992	98.47
16.5	9,738,672	16,780	0.0017	0.9983	98.39
17.5	9,467,692	7,999	0.0008	0.9992	98.22
18.5	8,974,552	9,460	0.0011	0.9989	98.14
19.5	8,364,635	12,646	0.0015	0.9985	98.03
20.5	7,876,524	8,875	0.0011	0.9989	97.88
21.5	7,442,028	5,118	0.0007	0.9993	97.77
22.5	7,073,323	7,160	0.0010	0.9990	97.70
23.5	6,707,773	7,515	0.0011	0.9989	97.60
24.5	6,276,557	9,589	0.0015	0.9985	97.49
25.5	5,954,904	10,954	0.0018	0.9982	97.34
26.5	5,674,414	2,826	0.0005	0.9995	97.16
27.5	5,529,556	4,884	0.0009	0.9991	97.11
28.5	5,454,331	1,111	0.0002	0.9998	97.02
29.5	5,307,266	1,066	0.0002	0.9998	97.00
30.5	5,062,767	1,466	0.0003	0.9997	96.98
31.5	4,758,487	5,228	0.0011	0.9989	96.95
32.5	4,581,445	1,180	0.0003	0.9997	96.84
33.5	4,544,518	7,995	0.0018	0.9982	96.81
34.5	4,442,048	2,195	0.0005	0.9995	96.64
35.5	4,322,430	4,578	0.0011	0.9989	96.59
36.5	4,168,745	1,245	0.0003	0.9997	96.48
37.5	3,966,259	2,999	0.0008	0.9992	96.45
38.5	3,801,713	1,702	0.0004	0.9996	96.37

AQUA PENNSYLVANIA, INC.

ACCOUNT 331.06 MAINS & ACCESSORIES - VALVES

ORIGINAL LIFE TABLE, CONT.

PLACEMENT BAND 1865-2009

EXPERIENCE BAND 1954-2009

AGE AT BEGIN OF INTERVAL	EXPOSURES AT BEGINNING OF AGE INTERVAL	RETIREMENTS DURING AGE INTERVAL	RETMT RATIO	SURV RATIO	PCT SURV BEGIN OF INTERVAL
39.5	3,678,267	4,175	0.0011	0.9989	96.33
40.5	3,529,226	4,221	0.0012	0.9988	96.22
41.5	3,377,645	1,458	0.0004	0.9996	96.10
42.5	3,227,969	11,900	0.0037	0.9963	96.06
43.5	3,055,038	7,126	0.0023	0.9977	95.70
44.5	2,865,487	4,020	0.0014	0.9986	95.48
45.5	2,736,030	8,786	0.0032	0.9968	95.35
46.5	2,571,913	7,202	0.0028	0.9972	95.04
47.5	2,393,569	7,686	0.0032	0.9968	94.77
48.5	2,276,207	8,803	0.0039	0.9961	94.47
49.5	2,127,027	8,563	0.0040	0.9960	94.10
50.5	1,946,817	4,456	0.0023	0.9977	93.72
51.5	1,820,207	6,552	0.0036	0.9964	93.50
52.5	1,710,690	4,322	0.0025	0.9975	93.16
53.5	1,589,057	3,078	0.0019	0.9981	92.93
54.5	1,483,328	3,565	0.0024	0.9976	92.75
55.5	1,356,442	4,070	0.0030	0.9970	92.53
56.5	1,174,866	4,548	0.0039	0.9961	92.25
57.5	1,083,090	12,587	0.0116	0.9884	91.89
58.5	958,730	9,503	0.0099	0.9901	90.82
59.5	835,135	14,356	0.0172	0.9828	89.92
60.5	759,736	5,835	0.0077	0.9923	88.37
61.5	689,223	4,019	0.0058	0.9942	87.69
62.5	608,627	3,265	0.0054	0.9946	87.18
63.5	597,099	1,359	0.0023	0.9977	86.71
64.5	589,042	536	0.0009	0.9991	86.51
65.5	583,628	1,917	0.0033	0.9967	86.43
66.5	567,845	2,390	0.0042	0.9958	86.14
67.5	558,510	2,544	0.0046	0.9954	85.78
68.5	543,732	2,562	0.0047	0.9953	85.39
69.5	525,092	4,551	0.0087	0.9913	84.99
70.5	504,044	2,692	0.0053	0.9947	84.25
71.5	491,499	3,787	0.0077	0.9923	83.80
72.5	474,374	4,840	0.0102	0.9898	83.15
73.5	461,105	1,420	0.0031	0.9969	82.30
74.5	451,838	1,037	0.0023	0.9977	82.04
75.5	447,112	1,174	0.0026	0.9974	81.85
76.5	439,270	613	0.0014	0.9986	81.64
77.5	433,307	1,681	0.0039	0.9961	81.53
78.5	408,142	1,664	0.0041	0.9959	81.21

AQUA PENNSYLVANIA, INC.

ACCOUNT 331.06 MAINS & ACCESSORIES - VALVES

ORIGINAL LIFE TABLE, CONT.

PLACEMENT BAND 1865-2009

EXPERIENCE BAND 1954-2009

AGE AT BEGIN OF INTERVAL	EXPOSURES AT BEGINNING OF AGE INTERVAL	RETIREMENTS DURING AGE INTERVAL	RETMT RATIO	SURV RATIO	PCT SURV BEGIN OF INTERVAL
79.5	391,328	1,367	0.0035	0.9965	80.88
80.5	371,772	1,618	0.0044	0.9956	80.60
81.5	351,649	1,934	0.0055	0.9945	80.25
82.5	323,968	3,788	0.0117	0.9883	79.81
83.5	253,057	2,515	0.0099	0.9901	78.88
84.5	207,055	1,229	0.0059	0.9941	78.10
85.5	179,587	1,933	0.0108	0.9892	77.64
86.5	153,147	1,504	0.0098	0.9902	76.80
87.5	138,631	1,131	0.0082	0.9918	76.05
88.5	129,143	892	0.0069	0.9931	75.43
89.5	120,729	551	0.0046	0.9954	74.91
90.5	118,287	138	0.0012	0.9988	74.57
91.5	110,319	2,774	0.0251	0.9749	74.48
92.5	107,534	3,133	0.0291	0.9709	72.61
93.5	104,430	1,144	0.0110	0.9890	70.50
94.5	102,251	990	0.0097	0.9903	69.72
95.5	100,959	507	0.0050	0.9950	69.04
96.5	98,400	366	0.0037	0.9963	68.69
97.5	96,452	521	0.0054	0.9946	68.44
98.5	95,144	1,964	0.0206	0.9794	68.07
99.5	93,005	688	0.0074	0.9926	66.67
100.5	83,864	457	0.0054	0.9946	66.18
101.5	79,471	878	0.0110	0.9890	65.82
102.5	75,106	1,633	0.0217	0.9783	65.10
103.5	67,496	733	0.0109	0.9891	63.69
104.5	59,277	838	0.0141	0.9859	63.00
105.5	50,003	93	0.0019	0.9981	62.11
106.5	46,771	531	0.0114	0.9886	61.99
107.5	43,279	1,876	0.0433	0.9567	61.28
108.5	40,805	3,336	0.0818	0.9182	58.63
109.5	35,995	1,718	0.0477	0.9523	53.83
110.5	30,753	1,555	0.0506	0.9494	51.26
111.5	28,105	3,084	0.1097	0.8903	48.67
112.5	25,091	2,670	0.1064	0.8936	43.33
113.5	21,880	1,736	0.0793	0.9207	38.72
114.5	19,262	1,771	0.0919	0.9081	35.65
115.5	16,774	971	0.0579	0.9421	32.37
116.5	14,934	897	0.0601	0.9399	30.50
117.5	13,475	193	0.0143	0.9857	28.67
118.5	12,830	360	0.0281	0.9719	28.26

AQUA PENNSYLVANIA, INC.

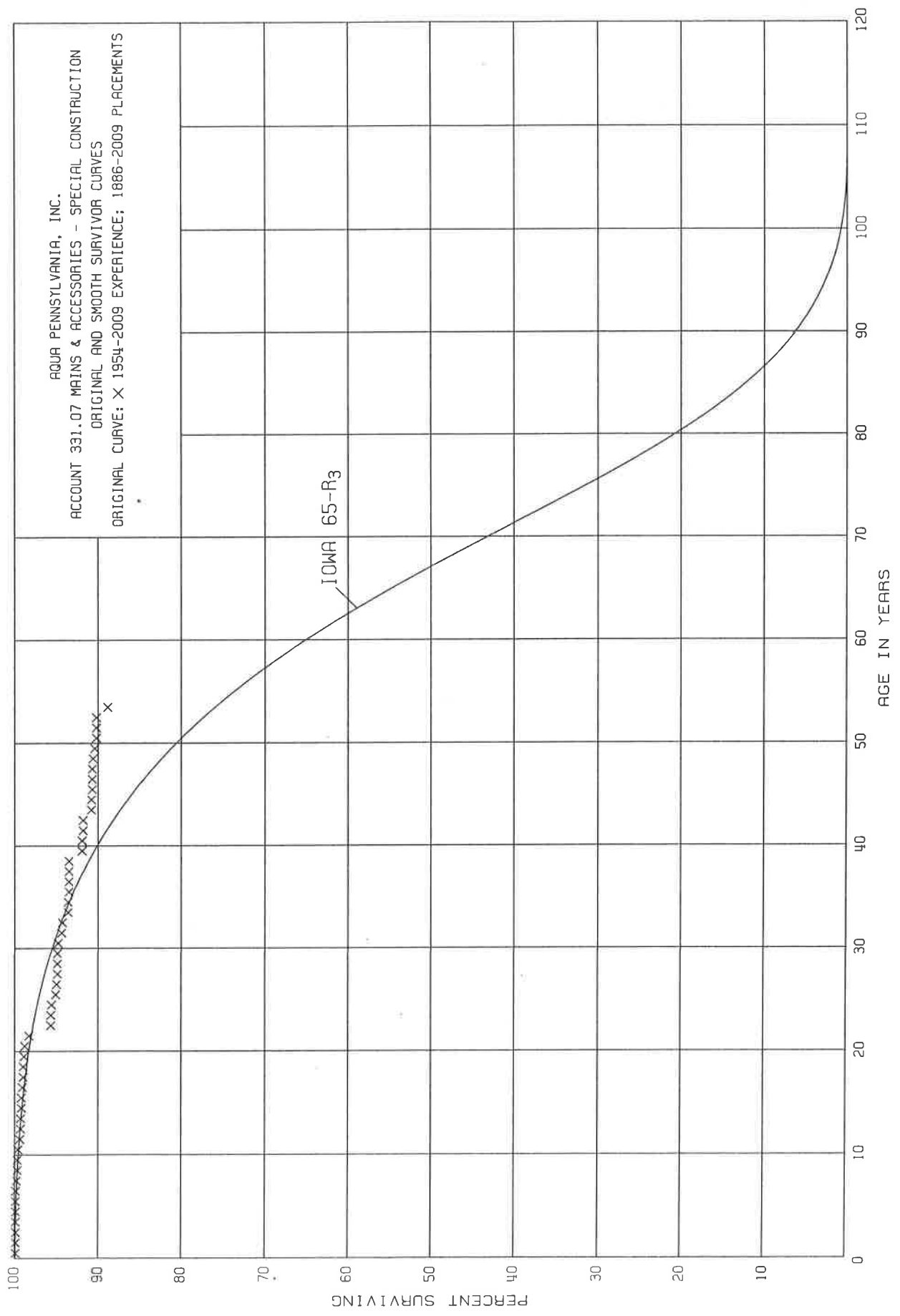
ACCOUNT 331.06 MAINS & ACCESSORIES - VALVES

ORIGINAL LIFE TABLE, CONT.

PLACEMENT BAND 1865-2009

EXPERIENCE BAND 1954-2009

AGE AT BEGIN OF INTERVAL	EXPOSURES AT BEGINNING OF AGE INTERVAL	RETIREMENTS DURING AGE INTERVAL	RETMT RATIO	SURV RATIO	PCT SURV BEGIN OF INTERVAL
119.5	12,162	223	0.0183	0.9817	27.47
120.5	11,544	219	0.0190	0.9810	26.97
121.5	10,705	1,992	0.1861	0.8139	26.46
122.5	7,430	2,618	0.3524	0.6476	21.54
123.5	2,596	413	0.1591	0.8409	13.95
124.5	1,478	558	0.3775	0.6225	11.73
125.5	920	217	0.2359	0.7641	7.30
126.5	703	42	0.0597	0.9403	5.58
127.5	738	70	0.0949	0.9051	5.25
128.5	668	78	0.1168	0.8832	4.75
129.5	591		0.0000	1.0000	4.20
130.5	591	45	0.0761	0.9239	4.20
131.5	546	137	0.2509	0.7491	3.88
132.5	409	285	0.6968	0.3032	2.91
133.5	124	124	1.0000	0.0000	0.88
134.5					0.00
135.5					
136.5					
137.5					
138.5					
139.5					
140.5					
141.5					
142.5	32		0.0000		
143.5	32	32	1.0000		
144.5					



AQUA PENNSYLVANIA, INC.

ACCOUNT 331.07 MAINS & ACCESSORIES - SPECIAL CONSTRUCTION

ORIGINAL LIFE TABLE

PLACEMENT BAND 1886-2009

EXPERIENCE BAND 1954-2009

AGE AT BEGIN OF INTERVAL	EXPOSURES AT BEGINNING OF AGE INTERVAL	RETIREMENTS DURING AGE INTERVAL	RETMT RATIO	SURV RATIO	PCT SURV BEGIN OF INTERVAL
0.0	26,410,366		0.0000	1.0000	100.00
0.5	25,443,304	368	0.0000	1.0000	100.00
1.5	22,354,850	371	0.0000	1.0000	100.00
2.5	22,175,119	3,234	0.0001	0.9999	100.00
3.5	20,599,484	7,418	0.0004	0.9996	99.99
4.5	20,314,838	8,187	0.0004	0.9996	99.95
5.5	19,295,184	2,873	0.0001	0.9999	99.91
6.5	19,385,874	13,124	0.0007	0.9993	99.90
7.5	11,592,898	15,768	0.0014	0.9986	99.83
8.5	11,308,744	729	0.0001	0.9999	99.69
9.5	9,935,156	3,679	0.0004	0.9996	99.68
10.5	9,926,647	24,859	0.0025	0.9975	99.64
11.5	9,889,790	8,439	0.0009	0.9991	99.39
12.5	9,858,138	5,244	0.0005	0.9995	99.30
13.5	9,281,116	6,987	0.0008	0.9992	99.25
14.5	9,178,893	1,839	0.0002	0.9998	99.17
15.5	8,668,289	870	0.0001	0.9999	99.15
16.5	8,197,638	9,909	0.0012	0.9988	99.14
17.5	7,563,946	167	0.0000	1.0000	99.02
18.5	6,757,375	6,374	0.0009	0.9991	99.02
19.5	4,114,597	3,856	0.0009	0.9991	98.93
20.5	3,682,517	22,273	0.0060	0.9940	98.84
21.5	2,718,606	69,661	0.0256	0.9744	98.25
22.5	2,664,629	1,908	0.0007	0.9993	95.73
23.5	2,664,803	728	0.0003	0.9997	95.66
24.5	2,433,549	14,928	0.0061	0.9939	95.63
25.5	2,417,334	1,797	0.0007	0.9993	95.05
26.5	2,419,195	1,208	0.0005	0.9995	94.98
27.5	2,328,653	71	0.0000	1.0000	94.93
28.5	2,285,882	825	0.0004	0.9996	94.93
29.5	2,284,889	2,108	0.0009	0.9991	94.89
30.5	2,281,970	10,125	0.0044	0.9956	94.80
31.5	2,265,903	1,774	0.0008	0.9992	94.38
32.5	2,243,651	16,186	0.0072	0.9928	94.30
33.5	2,187,814	372	0.0002	0.9998	93.62
34.5	1,891,567	1,128	0.0006	0.9994	93.60
35.5	1,818,752	82	0.0000	1.0000	93.54
36.5	1,759,596	113	0.0001	0.9999	93.54
37.5	1,578,517	1,075	0.0007	0.9993	93.53
38.5	1,494,242	24,841	0.0166	0.9834	93.46

AQUA PENNSYLVANIA, INC.

ACCOUNT 331.07 MAINS & ACCESSORIES - SPECIAL CONSTRUCTION

ORIGINAL LIFE TABLE, CONT.

PLACEMENT BAND 1886-2009

EXPERIENCE BAND 1954-2009

AGE AT BEGIN OF INTERVAL	EXPOSURES AT BEGINNING OF AGE INTERVAL	RETIREMENTS DURING AGE INTERVAL	RETMT RATIO	SURV RATIO	PCT SURV BEGIN OF INTERVAL
39.5	1,359,413	564	0.0004	0.9996	91.91
40.5	1,205,726	339	0.0003	0.9997	91.87
41.5	1,065,393	69	0.0001	0.9999	91.84
42.5	858,618	9,809	0.0114	0.9886	91.83
43.5	686,630	66	0.0001	0.9999	90.78
44.5	633,684	171	0.0003	0.9997	90.77
45.5	574,258	18	0.0000	1.0000	90.74
46.5	544,937	9	0.0000	1.0000	90.74
47.5	513,171	834	0.0016	0.9984	90.74
48.5	501,387	923	0.0018	0.9982	90.59
49.5	494,927	1,198	0.0024	0.9976	90.43
50.5	449,500	148	0.0003	0.9997	90.21
51.5	395,380	15	0.0000	1.0000	90.18
52.5	375,092	5,688	0.0152	0.9848	90.18
53.5	289,500	25	0.0001	0.9999	88.81
54.5	281,188	17	0.0001	0.9999	88.80
55.5	188,866	57	0.0003	0.9997	88.79
56.5	178,318	88	0.0005	0.9995	88.76
57.5	170,375	889	0.0052	0.9948	88.72
58.5	144,472	49	0.0003	0.9997	88.26
59.5	106,005	442	0.0042	0.9958	88.23
60.5	102,092	970	0.0095	0.9905	87.86
61.5	82,076		0.0000	1.0000	87.03
62.5	60,770	534	0.0088	0.9912	87.03
63.5	58,779	4	0.0001	0.9999	86.26
64.5	58,430	1,592	0.0272	0.9728	86.25
65.5	56,388	3,279	0.0582	0.9418	83.90
66.5	51,668	230	0.0045	0.9955	79.02
67.5	66,219		0.0000	1.0000	78.66
68.5	65,990		0.0000	1.0000	78.66
69.5	65,301		0.0000	1.0000	78.66
70.5	65,301		0.0000	1.0000	78.66
71.5	65,301		0.0000	1.0000	78.66
72.5	65,301		0.0000	1.0000	78.66
73.5	65,301		0.0000	1.0000	78.66
74.5	65,301	3	0.0000	1.0000	78.66
75.5	65,298	51	0.0008	0.9992	78.66
76.5	65,247	2	0.0000	1.0000	78.60
77.5	64,586	69	0.0011	0.9989	78.60
78.5	53,536		0.0000	1.0000	78.51

AQUA PENNSYLVANIA, INC.

ACCOUNT 331.07 MAINS & ACCESSORIES - SPECIAL CONSTRUCTION

ORIGINAL LIFE TABLE, CONT.

PLACEMENT BAND 1886-2009

EXPERIENCE BAND 1954-2009

AGE AT BEGIN OF INTERVAL	EXPOSURES AT BEGINNING OF AGE INTERVAL	RETIREMENTS DURING AGE INTERVAL	RETMT RATIO	SURV RATIO	PCT SURV BEGIN OF INTERVAL
79.5	53,024	4	0.0001	0.9999	78.51
80.5	52,867	1,497	0.0283	0.9717	78.50
81.5	51,370	13	0.0003	0.9997	76.28
82.5	50,625		0.0000	1.0000	76.26
83.5	45,792	4	0.0001	0.9999	76.26
84.5	43,477	1	0.0000	1.0000	76.25
85.5	43,476	1	0.0000	1.0000	76.25
86.5	42,787	5	0.0001	0.9999	76.25
87.5	42,616	20	0.0005	0.9995	76.24
88.5	42,383		0.0000	1.0000	76.20
89.5	41,666	4	0.0001	0.9999	76.20
90.5	38,875		0.0000	1.0000	76.19
91.5	38,875		0.0000	1.0000	76.19
92.5	38,364		0.0000	1.0000	76.19
93.5	38,364		0.0000	1.0000	76.19
94.5	38,364		0.0000	1.0000	76.19
95.5	38,349		0.0000	1.0000	76.19
96.5	38,349		0.0000	1.0000	76.19
97.5	38,349	7	0.0002	0.9998	76.19
98.5	38,342		0.0000	1.0000	76.17
99.5	38,342	194	0.0051	0.9949	76.17
100.5	37,459		0.0000	1.0000	75.78
101.5	37,459		0.0000	1.0000	75.78
102.5	19,513		0.0000	1.0000	75.78
103.5	19,513	31	0.0016	0.9984	75.78
104.5	19,482		0.0000	1.0000	75.66
105.5	19,482		0.0000	1.0000	75.66
106.5	17,013		0.0000	1.0000	75.66
107.5	17,013		0.0000	1.0000	75.66
108.5	17,013		0.0000	1.0000	75.66
109.5	17,013		0.0000	1.0000	75.66
110.5	17,013		0.0000	1.0000	75.66
111.5	17,013		0.0000	1.0000	75.66
112.5	17,013		0.0000	1.0000	75.66
113.5	17,013		0.0000	1.0000	75.66
114.5	17,013		0.0000	1.0000	75.66
115.5	17,013		0.0000	1.0000	75.66
116.5	17,013		0.0000	1.0000	75.66
117.5	17,013		0.0000	1.0000	75.66
118.5	17,013		0.0000	1.0000	75.66

AQUA PENNSYLVANIA, INC.

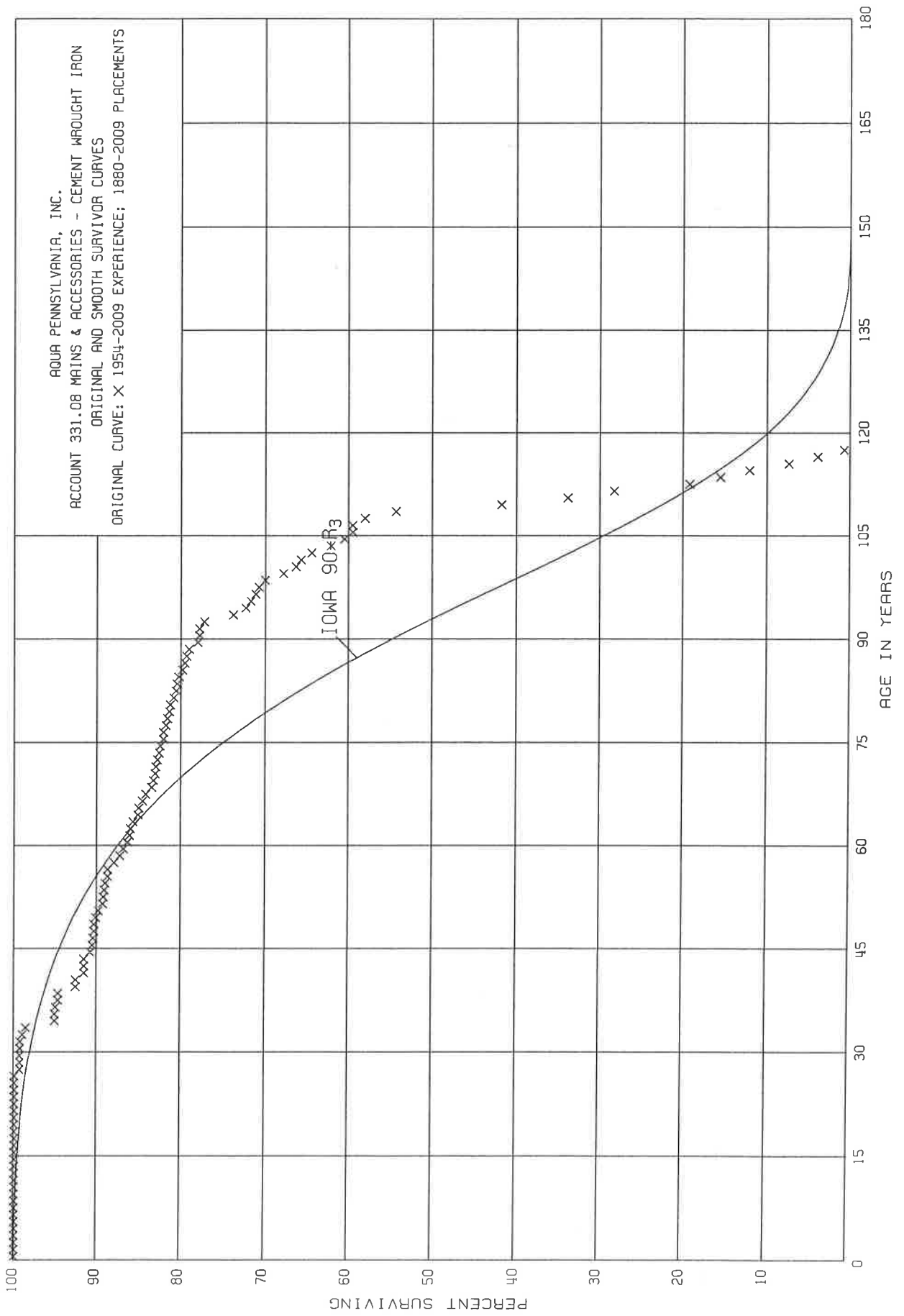
ACCOUNT 331.07 MAINS & ACCESSORIES - SPECIAL CONSTRUCTION

ORIGINAL LIFE TABLE, CONT.

PLACEMENT BAND 1886-2009

EXPERIENCE BAND 1954-2009

AGE AT BEGIN OF INTERVAL	EXPOSURES AT BEGINNING OF AGE INTERVAL	RETIREMENTS DURING AGE INTERVAL	RETMT RATIO	SURV RATIO	PCT SURV BEGIN OF INTERVAL
119.5	17,013		0.0000	1.0000	75.66
120.5	17,013	381	0.0224	0.9776	75.66
121.5	16,632		0.0000	1.0000	73.97
122.5	16,632		0.0000	1.0000	73.97
123.5					73.97



AQUA PENNSYLVANIA, INC.

ACCOUNT 331.08 MAINS & ACCESSORIES - CEMENT WROUGHT IRON

ORIGINAL LIFE TABLE

PLACEMENT BAND 1880-2009			EXPERIENCE BAND 1954-2009		
AGE AT BEGIN OF INTERVAL	EXPOSURES AT BEGINNING OF AGE INTERVAL	RETIREMENTS DURING AGE INTERVAL	RETMT RATIO	SURV RATIO	PCT SURV BEGIN OF INTERVAL
0.0	377,834		0.0000	1.0000	100.00
0.5	291,785		0.0000	1.0000	100.00
1.5	301,290		0.0000	1.0000	100.00
2.5	301,290		0.0000	1.0000	100.00
3.5	15,392		0.0000	1.0000	100.00
4.5	15,392		0.0000	1.0000	100.00
5.5	15,392		0.0000	1.0000	100.00
6.5	15,392		0.0000	1.0000	100.00
7.5	15,392		0.0000	1.0000	100.00
8.5	15,392		0.0000	1.0000	100.00
9.5	15,392		0.0000	1.0000	100.00
10.5	15,392		0.0000	1.0000	100.00
11.5	15,392		0.0000	1.0000	100.00
12.5	15,392		0.0000	1.0000	100.00
13.5	15,392		0.0000	1.0000	100.00
14.5	15,392		0.0000	1.0000	100.00
15.5	15,392		0.0000	1.0000	100.00
16.5	15,392		0.0000	1.0000	100.00
17.5	15,392		0.0000	1.0000	100.00
18.5	15,392		0.0000	1.0000	100.00
19.5	15,392		0.0000	1.0000	100.00
20.5	15,392		0.0000	1.0000	100.00
21.5	15,392		0.0000	1.0000	100.00
22.5	15,392		0.0000	1.0000	100.00
23.5	15,392		0.0000	1.0000	100.00
24.5	15,445		0.0000	1.0000	100.00
25.5	15,445		0.0000	1.0000	100.00
26.5	15,580	129	0.0083	0.9917	100.00
27.5	15,515		0.0000	1.0000	99.17
28.5	16,617		0.0000	1.0000	99.17
29.5	17,279		0.0000	1.0000	99.17
30.5	18,484		0.0000	1.0000	99.17
31.5	22,186	58	0.0026	0.9974	99.17
32.5	38,407	152	0.0040	0.9960	98.91
33.5	40,060	1,448	0.0361	0.9639	98.51
34.5	41,992		0.0000	1.0000	94.95
35.5	52,697	56	0.0011	0.9989	94.95
36.5	83,818	237	0.0028	0.9972	94.85
37.5	140,161		0.0000	1.0000	94.58
38.5	173,612	4,053	0.0233	0.9767	94.58

AQUA PENNSYLVANIA, INC.

ACCOUNT 331.08 MAINS & ACCESSORIES - CEMENT WROUGHT IRON

ORIGINAL LIFE TABLE, CONT.

PLACEMENT BAND 1880-2009

EXPERIENCE BAND 1954-2009

AGE AT BEGIN OF INTERVAL	EXPOSURES AT BEGINNING OF AGE INTERVAL	RETIREMENTS DURING AGE INTERVAL	RETMT RATIO	SURV RATIO	PCT SURV BEGIN OF INTERVAL
39.5	180,851		0.0000	1.0000	92.38
40.5	221,286	2,284	0.0103	0.9897	92.38
41.5	253,450	99	0.0004	0.9996	91.43
42.5	337,785	32	0.0001	0.9999	91.39
43.5	396,594	2,995	0.0076	0.9924	91.38
44.5	459,141	1,042	0.0023	0.9977	90.69
45.5	511,366	371	0.0007	0.9993	90.48
46.5	589,314	838	0.0014	0.9986	90.42
47.5	680,042	149	0.0002	0.9998	90.29
48.5	783,443	1,750	0.0022	0.9978	90.27
49.5	918,813	2,901	0.0032	0.9968	90.07
50.5	965,188	5,597	0.0058	0.9942	89.78
51.5	1,006,207	390	0.0004	0.9996	89.26
52.5	1,053,645	1,481	0.0014	0.9986	89.22
53.5	1,202,894	2,030	0.0017	0.9983	89.10
54.5	1,306,818	3,497	0.0027	0.9973	88.95
55.5	1,374,754	439	0.0003	0.9997	88.71
56.5	1,497,433	12,912	0.0086	0.9914	88.68
57.5	1,539,489	12,404	0.0081	0.9919	87.92
58.5	1,574,987	7,225	0.0046	0.9954	87.21
59.5	1,628,994	9,060	0.0056	0.9944	86.81
60.5	1,675,350	5,327	0.0032	0.9968	86.32
61.5	1,709,099	3,243	0.0019	0.9981	86.04
62.5	1,705,857	4,908	0.0029	0.9971	85.88
63.5	1,702,176	13,350	0.0078	0.9922	85.63
64.5	1,688,825	1,296	0.0008	0.9992	84.96
65.5	1,687,529	8,277	0.0049	0.9951	84.89
66.5	1,685,975	7,759	0.0046	0.9954	84.47
67.5	1,678,216	13,972	0.0083	0.9917	84.08
68.5	1,666,027	4,181	0.0025	0.9975	83.38
69.5	1,661,847	2,781	0.0017	0.9983	83.17
70.5	1,659,065	3,063	0.0018	0.9982	83.03
71.5	1,656,002	4,433	0.0027	0.9973	82.88
72.5	1,651,569	4,255	0.0026	0.9974	82.66
73.5	1,648,359	1,704	0.0010	0.9990	82.45
74.5	1,646,655	7,107	0.0043	0.9957	82.37
75.5	1,639,549	266	0.0002	0.9998	82.02
76.5	1,639,283	6,833	0.0042	0.9958	82.00
77.5	1,632,450	2,679	0.0016	0.9984	81.66
78.5	1,629,771	4,058	0.0025	0.9975	81.53

AQUA PENNSYLVANIA, INC.

ACCOUNT 331.08 MAINS & ACCESSORIES - CEMENT WROUGHT IRON

ORIGINAL LIFE TABLE, CONT.

PLACEMENT BAND 1880-2009

EXPERIENCE BAND 1954-2009

AGE AT BEGIN OF INTERVAL	EXPOSURES AT BEGINNING OF AGE INTERVAL	RETIREMENTS DURING AGE INTERVAL	RETMT RATIO	SURV RATIO	PCT SURV BEGIN OF INTERVAL
79.5	1,625,713	3,121	0.0019	0.9981	81.33
80.5	1,622,592	7,614	0.0047	0.9953	81.18
81.5	1,614,978	5,504	0.0034	0.9966	80.80
82.5	1,609,405	2,328	0.0014	0.9986	80.53
83.5	1,607,077	4,221	0.0026	0.9974	80.42
84.5	1,602,857	7,968	0.0050	0.9950	80.21
85.5	1,594,889	7,049	0.0044	0.9956	79.81
86.5	1,587,507	4,084	0.0026	0.9974	79.46
87.5	1,581,770	4,690	0.0030	0.9970	79.25
88.5	1,567,859	20,246	0.0129	0.9871	79.01
89.5	1,547,614	4,225	0.0027	0.9973	77.99
90.5	1,543,388	165	0.0001	0.9999	77.78
91.5	1,532,670	10,991	0.0072	0.9928	77.77
92.5	1,521,679	66,734	0.0439	0.9561	77.21
93.5	1,454,945	29,278	0.0201	0.9799	73.82
94.5	1,425,667	13,266	0.0093	0.9907	72.34
95.5	1,412,401	10,485	0.0074	0.9926	71.67
96.5	1,378,282	8,680	0.0063	0.9937	71.14
97.5	1,348,905	13,336	0.0099	0.9901	70.69
98.5	1,286,120	39,459	0.0307	0.9693	69.99
99.5	1,226,483	27,702	0.0226	0.9774	67.84
100.5	1,156,005	10,258	0.0089	0.9911	66.31
101.5	1,103,684	21,667	0.0196	0.9804	65.72
102.5	1,036,598	38,115	0.0368	0.9632	64.43
103.5	946,652	24,570	0.0260	0.9740	62.06
104.5	851,222	12,962	0.0152	0.9848	60.45
105.5	721,365	388	0.0005	0.9995	59.53
106.5	683,714	17,462	0.0255	0.9745	59.50
107.5	639,241	41,174	0.0644	0.9356	57.98
108.5	598,068	136,924	0.2289	0.7711	54.25
109.5	461,144	87,603	0.1900	0.8100	41.83
110.5	373,540	61,853	0.1656	0.8344	33.88
111.5	311,688	99,873	0.3204	0.6796	28.27
112.5	211,815	40,589	0.1916	0.8084	19.21
113.5	171,226	37,953	0.2217	0.7783	15.53
114.5	133,273	52,069	0.3907	0.6093	12.09
115.5	81,204	38,450	0.4735	0.5265	7.37
116.5	42,754	35,604	0.8328	0.1672	3.88
117.5	7,150		0.0000	1.0000	0.65
118.5	7,150	219	0.0306	0.9694	0.65

AQUA PENNSYLVANIA, INC.

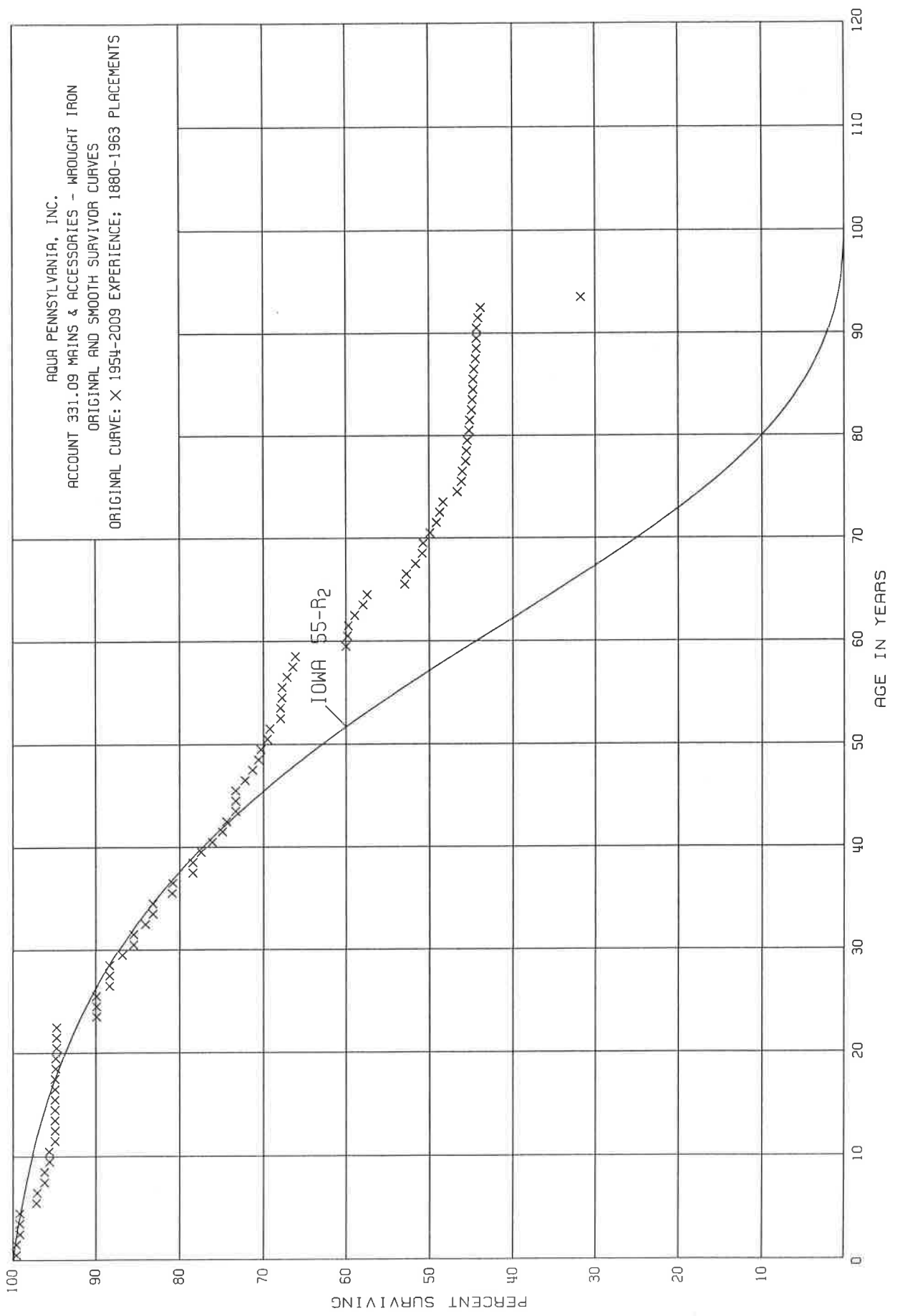
ACCOUNT 331.08 MAINS & ACCESSORIES - CEMENT WROUGHT IRON

ORIGINAL LIFE TABLE, CONT.

PLACEMENT BAND 1880-2009

EXPERIENCE BAND 1954-2009

AGE AT BEGIN OF INTERVAL	EXPOSURES AT BEGINNING OF AGE INTERVAL	RETIREMENTS DURING AGE INTERVAL	RETMT RATIO	SURV RATIO	PCT SURV BEGIN OF INTERVAL
119.5	6,931		0.0000	1.0000	0.63
120.5	6,931		0.0000	1.0000	0.63
121.5	6,931	6,590	0.9508	0.0492	0.63
122.5	341		0.0000	1.0000	0.03
123.5	341	132	0.3871	0.6129	0.03
124.5	209		0.0000	1.0000	0.02
125.5	209		0.0000	1.0000	0.02
126.5	209		0.0000	1.0000	0.02
127.5	209		0.0000	1.0000	0.02
128.5	209	209	1.0000	0.0000	0.02
129.5					0.00



AQUA PENNSYLVANIA, INC.

ACCOUNT 331.09 MAINS & ACCESSORIES - WROUGHT IRON

ORIGINAL LIFE TABLE

PLACEMENT BAND 1880-1963

EXPERIENCE BAND 1954-2009

AGE AT BEGIN OF INTERVAL	EXPOSURES AT BEGINNING OF AGE INTERVAL	RETIREMENTS DURING AGE INTERVAL	RETMT RATIO	SURV RATIO	PCT SURV BEGIN OF INTERVAL
0.0	15,074	57	0.0038	0.9962	100.00
0.5	15,391		0.0000	1.0000	99.62
1.5	19,144	84	0.0044	0.9956	99.62
2.5	19,638		0.0000	1.0000	99.18
3.5	23,525		0.0000	1.0000	99.18
4.5	26,975	545	0.0202	0.9798	99.18
5.5	28,378	29	0.0010	0.9990	97.18
6.5	29,421	265	0.0090	0.9910	97.08
7.5	29,558		0.0000	1.0000	96.21
8.5	30,761	204	0.0066	0.9934	96.21
9.5	31,002		0.0000	1.0000	95.58
10.5	31,422	215	0.0068	0.9932	95.58
11.5	33,200		0.0000	1.0000	94.93
12.5	34,109		0.0000	1.0000	94.93
13.5	34,172		0.0000	1.0000	94.93
14.5	36,045		0.0000	1.0000	94.93
15.5	36,074		0.0000	1.0000	94.93
16.5	36,274		0.0000	1.0000	94.93
17.5	36,297	52	0.0014	0.9986	94.93
18.5	36,245		0.0000	1.0000	94.80
19.5	36,734	24	0.0007	0.9993	94.80
20.5	36,710		0.0000	1.0000	94.73
21.5	36,710		0.0000	1.0000	94.73
22.5	37,425	1,911	0.0511	0.9489	94.73
23.5	35,514		0.0000	1.0000	89.89
24.5	34,960		0.0000	1.0000	89.89
25.5	35,004	614	0.0175	0.9825	89.89
26.5	34,472		0.0000	1.0000	88.32
27.5	33,382		0.0000	1.0000	88.32
28.5	35,667	628	0.0176	0.9824	88.32
29.5	36,211	529	0.0146	0.9854	86.77
30.5	42,408		0.0000	1.0000	85.50
31.5	44,308	708	0.0160	0.9840	85.50
32.5	50,149	577	0.0115	0.9885	84.13
33.5	50,126		0.0000	1.0000	83.16
34.5	51,665	1,411	0.0273	0.9727	83.16
35.5	50,501	62	0.0012	0.9988	80.89
36.5	50,590	1,475	0.0292	0.9708	80.79
37.5	50,352		0.0000	1.0000	78.43
38.5	50,965	699	0.0137	0.9863	78.43

AQUA PENNSYLVANIA, INC.

ACCOUNT 331.09 MAINS & ACCESSORIES - WROUGHT IRON

ORIGINAL LIFE TABLE, CONT.

PLACEMENT BAND 1880-1963			EXPERIENCE BAND 1954-2009			
AGE AT BEGIN OF INTERVAL	EXPOSURES AT BEGINNING OF AGE INTERVAL	RETIREMENTS DURING AGE INTERVAL	RETMT RATIO	SURV RATIO	PCT SURV BEGIN OF INTERVAL	
39.5	50,815	832	0.0164	0.9836	77.36	
40.5	50,172	764	0.0152	0.9848	76.09	
41.5	49,572	326	0.0066	0.9934	74.93	
42.5	49,741	792	0.0159	0.9841	74.44	
43.5	49,429		0.0000	1.0000	73.26	
44.5	50,174		0.0000	1.0000	73.26	
45.5	51,279	763	0.0149	0.9851	73.26	
46.5	50,868	584	0.0115	0.9885	72.17	
47.5	51,147	505	0.0099	0.9901	71.34	
48.5	53,305	256	0.0048	0.9952	70.63	
49.5	62,149	748	0.0120	0.9880	70.29	
50.5	62,002	213	0.0034	0.9966	69.45	
51.5	62,435	1,199	0.0192	0.9808	69.21	
52.5	63,652		0.0000	1.0000	67.88	
53.5	65,448	133	0.0020	0.9980	67.88	
54.5	70,592		0.0000	1.0000	67.74	
55.5	66,872	590	0.0088	0.9912	67.74	
56.5	86,884	989	0.0114	0.9886	67.14	
57.5	85,658	288	0.0034	0.9966	66.37	
58.5	87,374	8,075	0.0924	0.9076	66.14	
59.5	76,958	361	0.0047	0.9953	60.03	
60.5	85,086	114	0.0013	0.9987	59.75	
61.5	84,321	1,146	0.0136	0.9864	59.67	
62.5	82,896	1,408	0.0170	0.9830	58.86	
63.5	81,222	636	0.0078	0.9922	57.86	
64.5	79,383	6,200	0.0781	0.9219	57.41	
65.5	72,738	315	0.0043	0.9957	52.93	
66.5	72,003	1,578	0.0219	0.9781	52.70	
67.5	69,401	1,011	0.0146	0.9854	51.55	
68.5	67,733	90	0.0013	0.9987	50.80	
69.5	67,631	1,164	0.0172	0.9828	50.73	
70.5	66,467	1,018	0.0153	0.9847	49.86	
71.5	65,449	591	0.0090	0.9910	49.10	
72.5	64,719	442	0.0068	0.9932	48.66	
73.5	64,495	2,298	0.0356	0.9644	48.33	
74.5	62,197	724	0.0116	0.9884	46.61	
75.5	60,984	95	0.0016	0.9984	46.07	
76.5	60,889	526	0.0086	0.9914	46.00	
77.5	60,363	105	0.0017	0.9983	45.60	
78.5	60,194	210	0.0035	0.9965	45.52	

AQUA PENNSYLVANIA, INC.

ACCOUNT 331.09 MAINS & ACCESSORIES - WROUGHT IRON

ORIGINAL LIFE TABLE, CONT.

PLACEMENT BAND 1880-1963

EXPERIENCE BAND 1954-2009

AGE AT BEGIN OF INTERVAL	EXPOSURES AT BEGINNING OF AGE INTERVAL	RETIREMENTS DURING AGE INTERVAL	RETMT RATIO	SURV RATIO	PCT SURV BEGIN OF INTERVAL
79.5	59,984	179	0.0030	0.9970	45.36
80.5	59,659	101	0.0017	0.9983	45.22
81.5	59,558	324	0.0054	0.9946	45.14
82.5	59,142	137	0.0023	0.9977	44.90
83.5	58,984	102	0.0017	0.9983	44.80
84.5	57,829		0.0000	1.0000	44.72
85.5	57,511	135	0.0023	0.9977	44.72
86.5	55,320	268	0.0048	0.9952	44.62
87.5	54,335	189	0.0035	0.9965	44.41
88.5	49,329	1	0.0000	1.0000	44.25
89.5	48,737		0.0000	1.0000	44.25
90.5	47,525	183	0.0039	0.9961	44.25
91.5	47,173	278	0.0059	0.9941	44.08
92.5	46,895	12,922	0.2756	0.7244	43.82
93.5	34,537	609	0.0176	0.9824	31.74
94.5	34,069	548	0.0161	0.9839	31.18
95.5	32,533	1,007	0.0310	0.9690	30.68
96.5	31,121	136	0.0044	0.9956	29.73
97.5	30,820	81	0.0026	0.9974	29.60
98.5	30,478		0.0000	1.0000	29.52
99.5	30,016		0.0000	1.0000	29.52
100.5	29,271	1	0.0000	1.0000	29.52
101.5	29,048	40	0.0014	0.9986	29.52
102.5	28,593		0.0000	1.0000	29.48
103.5	27,730		0.0000	1.0000	29.48
104.5	26,949		0.0000	1.0000	29.48
105.5	25,686		0.0000	1.0000	29.48
106.5	25,461	118	0.0046	0.9954	29.48
107.5	24,092		0.0000	1.0000	29.34
108.5	22,150	453	0.0205	0.9795	29.34
109.5	20,817		0.0000	1.0000	28.74
110.5	18,394		0.0000	1.0000	28.74
111.5	15,264		0.0000	1.0000	28.74
112.5	13,049		0.0000	1.0000	28.74
113.5	12,227		0.0000	1.0000	28.74
114.5	10,470		0.0000	1.0000	28.74
115.5	9,908	325	0.0328	0.9672	28.74
116.5	380	52	0.1368	0.8632	27.80
117.5	329		0.0000	1.0000	24.00
118.5	329		0.0000	1.0000	24.00

AQUA PENNSYLVANIA, INC.

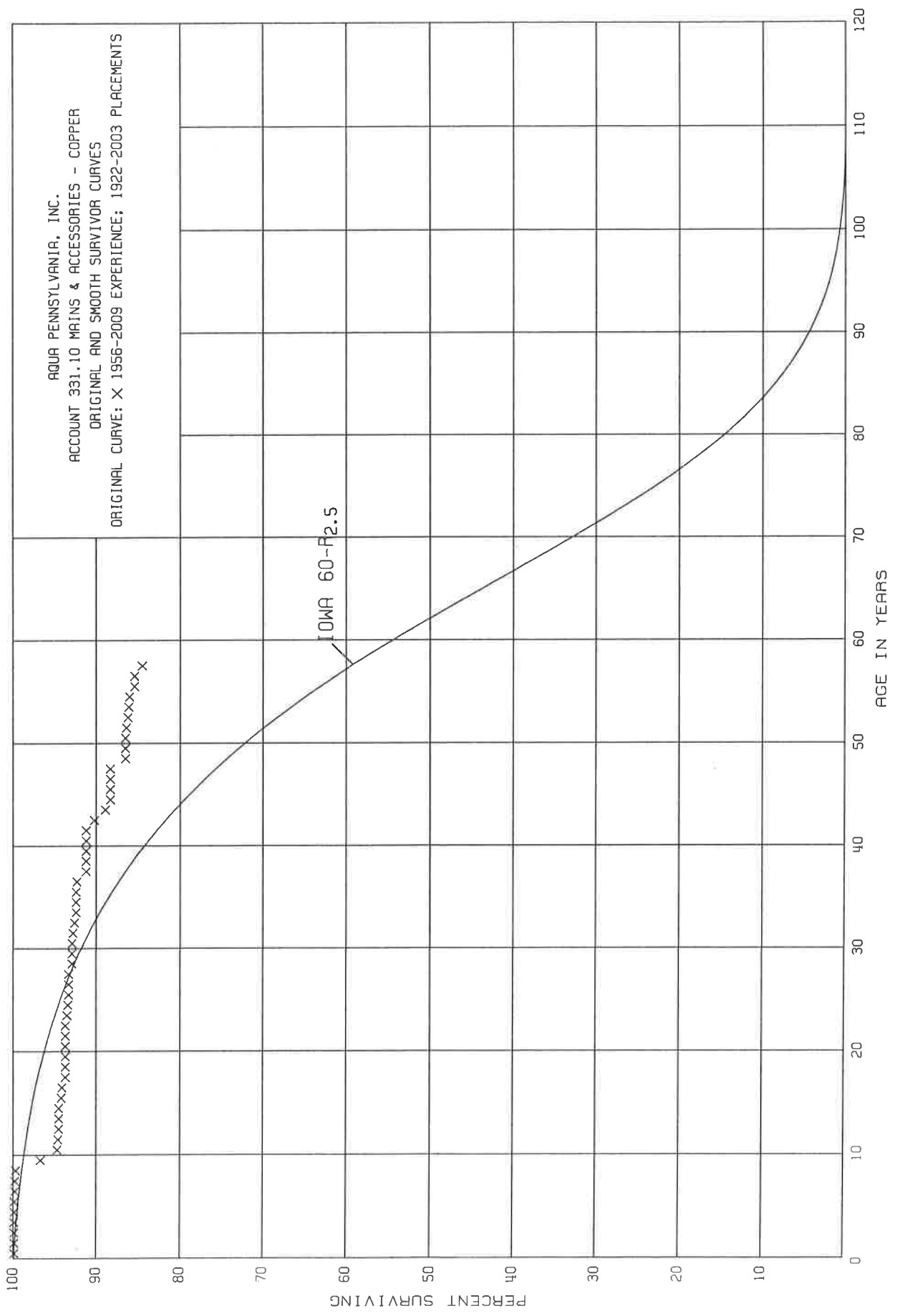
ACCOUNT 331.09 MAINS & ACCESSORIES - WROUGHT IRON

ORIGINAL LIFE TABLE, CONT.

PLACEMENT BAND 1880-1963

EXPERIENCE BAND 1954-2009

AGE AT BEGIN OF INTERVAL	EXPOSURES AT BEGINNING OF AGE INTERVAL	RETIREMENTS DURING AGE INTERVAL	RETMT RATIO	SURV RATIO	PCT SURV BEGIN OF INTERVAL
119.5	329		0.0000	1.0000	24.00
120.5	329		0.0000	1.0000	24.00
121.5	329		0.0000	1.0000	24.00
122.5	329		0.0000	1.0000	24.00
123.5	329	290	0.8815	0.1185	24.00
124.5	39	39	1.0000	0.0000	2.84
125.5					0.00



AQUA PENNSYLVANIA, INC.

ACCOUNT 331.10 MAINS & ACCESSORIES - COPPER

ORIGINAL LIFE TABLE

PLACEMENT BAND 1922-2003

EXPERIENCE BAND 1956-2009

AGE AT BEGIN OF INTERVAL	EXPOSURES AT BEGINNING OF AGE INTERVAL	RETIREMENTS DURING AGE INTERVAL	RETMT RATIO	SURV RATIO	PCT SURV BEGIN OF INTERVAL
0.0	365,948		0.0000	1.0000	100.00
0.5	382,573	204	0.0005	0.9995	100.00
1.5	392,705		0.0000	1.0000	99.95
2.5	385,049	172	0.0004	0.9996	99.95
3.5	386,386		0.0000	1.0000	99.91
4.5	390,732		0.0000	1.0000	99.91
5.5	393,718	456	0.0012	0.9988	99.91
6.5	394,707		0.0000	1.0000	99.79
7.5	397,554	326	0.0008	0.9992	99.79
8.5	394,711	11,925	0.0302	0.9698	99.71
9.5	341,238	7,048	0.0207	0.9793	96.70
10.5	334,278	483	0.0014	0.9986	94.70
11.5	334,065	156	0.0005	0.9995	94.57
12.5	341,377	110	0.0003	0.9997	94.52
13.5	334,605		0.0000	1.0000	94.49
14.5	336,326	963	0.0029	0.9971	94.49
15.5	307,376	527	0.0017	0.9983	94.22
16.5	306,608	1,246	0.0041	0.9959	94.06
17.5	288,527	47	0.0002	0.9998	93.67
18.5	271,801		0.0000	1.0000	93.65
19.5	251,184		0.0000	1.0000	93.65
20.5	250,586		0.0000	1.0000	93.65
21.5	250,798		0.0000	1.0000	93.65
22.5	251,982	373	0.0015	0.9985	93.65
23.5	248,445	175	0.0007	0.9993	93.51
24.5	248,542	471	0.0019	0.9981	93.44
25.5	249,074		0.0000	1.0000	93.26
26.5	227,321		0.0000	1.0000	93.26
27.5	225,606	856	0.0038	0.9962	93.26
28.5	226,265	43	0.0002	0.9998	92.91
29.5	213,361		0.0000	1.0000	92.89
30.5	203,437	176	0.0009	0.9991	92.89
31.5	193,462	467	0.0024	0.9976	92.81
32.5	179,104	345	0.0019	0.9981	92.59
33.5	174,199		0.0000	1.0000	92.41
34.5	172,058	58	0.0003	0.9997	92.41
35.5	170,117	93	0.0005	0.9995	92.38
36.5	169,247	2,008	0.0119	0.9881	92.33
37.5	162,549	102	0.0006	0.9994	91.23
38.5	164,063		0.0000	1.0000	91.18

AQUA PENNSYLVANIA, INC.

ACCOUNT 331.10 MAINS & ACCESSORIES - COPPER

ORIGINAL LIFE TABLE, CONT.

PLACEMENT BAND 1922-2003			EXPERIENCE BAND 1956-2009		
AGE AT BEGIN OF INTERVAL	EXPOSURES AT BEGINNING OF AGE INTERVAL	RETIREMENTS DURING AGE INTERVAL	RETMT RATIO	SURV RATIO	PCT SURV BEGIN OF INTERVAL
39.5	158,867		0.0000	1.0000	91.18
40.5	151,516		0.0000	1.0000	91.18
41.5	152,846	1,643	0.0107	0.9893	91.18
42.5	149,681	2,134	0.0143	0.9857	90.20
43.5	142,816	1,046	0.0073	0.9927	88.91
44.5	128,446		0.0000	1.0000	88.26
45.5	124,450		0.0000	1.0000	88.26
46.5	122,469		0.0000	1.0000	88.26
47.5	113,795	2,225	0.0196	0.9804	88.26
48.5	107,855		0.0000	1.0000	86.53
49.5	105,358		0.0000	1.0000	86.53
50.5	100,715	130	0.0013	0.9987	86.53
51.5	97,633	212	0.0022	0.9978	86.42
52.5	90,037	168	0.0019	0.9981	86.23
53.5	80,972	74	0.0009	0.9991	86.07
54.5	65,659	460	0.0070	0.9930	85.99
55.5	56,225	24	0.0004	0.9996	85.39
56.5	54,407	546	0.0100	0.9900	85.36
57.5	50,110	77	0.0015	0.9985	84.51
58.5	47,636	81	0.0017	0.9983	84.38
59.5	43,814		0.0000	1.0000	84.24
60.5	39,466		0.0000	1.0000	84.24
61.5	35,468		0.0000	1.0000	84.24
62.5	33,480		0.0000	1.0000	84.24
63.5	30,270		0.0000	1.0000	84.24
64.5	28,344		0.0000	1.0000	84.24
65.5	28,338		0.0000	1.0000	84.24
66.5	28,604		0.0000	1.0000	84.24
67.5	28,703		0.0000	1.0000	84.24
68.5	28,833		0.0000	1.0000	84.24
69.5	26,477		0.0000	1.0000	84.24
70.5	24,095		0.0000	1.0000	84.24
71.5	19,362		0.0000	1.0000	84.24
72.5	17,745		0.0000	1.0000	84.24
73.5	15,854		0.0000	1.0000	84.24
74.5	14,263		0.0000	1.0000	84.24
75.5	12,499		0.0000	1.0000	84.24
76.5	10,786		0.0000	1.0000	84.24
77.5	9,322		0.0000	1.0000	84.24
78.5	7,428		0.0000	1.0000	84.24

AQUA PENNSYLVANIA, INC.

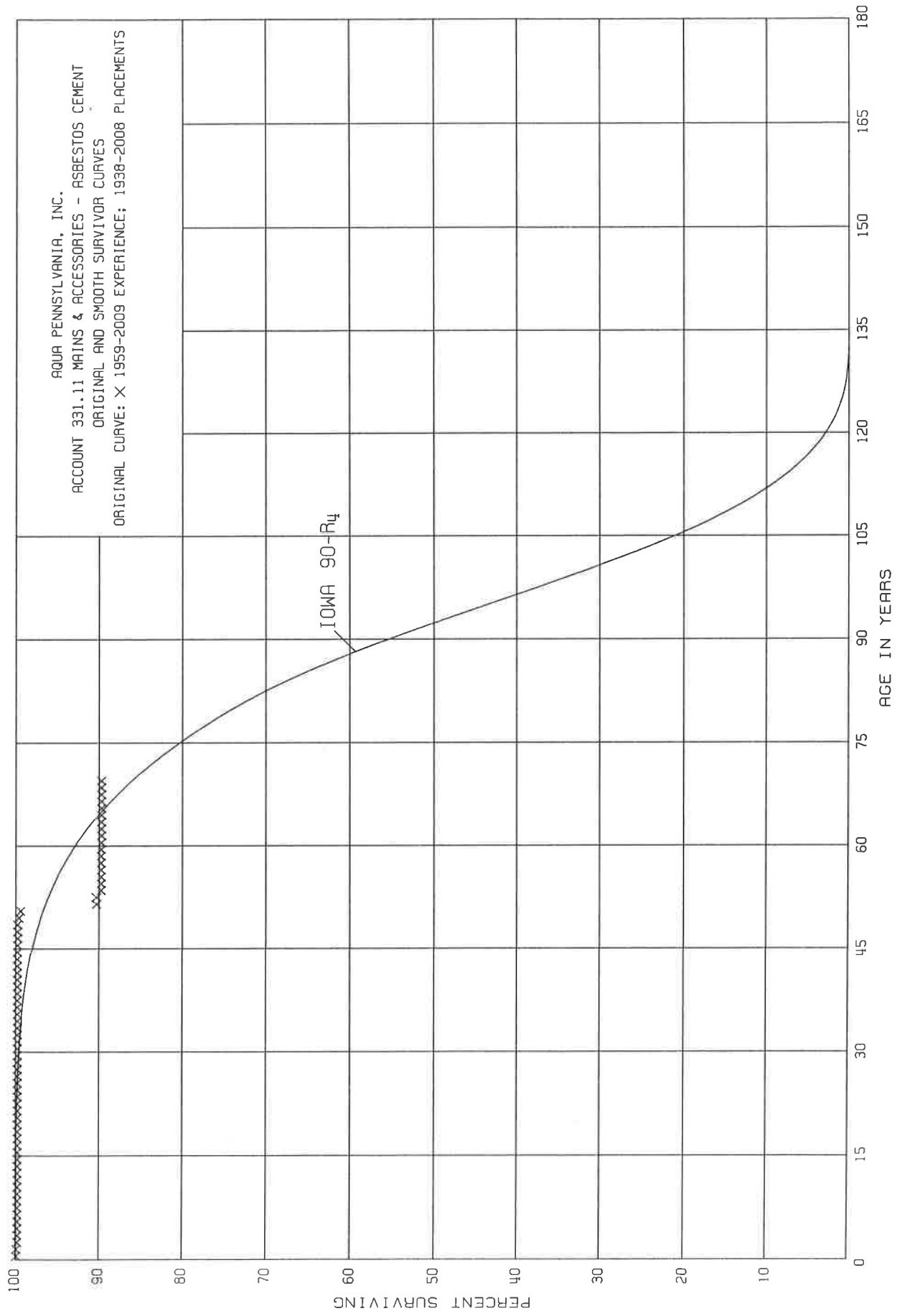
ACCOUNT 331.10 MAINS & ACCESSORIES - COPPER

ORIGINAL LIFE TABLE, CONT.

PLACEMENT BAND 1922-2003

EXPERIENCE BAND 1956-2009

AGE AT BEGIN OF INTERVAL	EXPOSURES AT BEGINNING OF AGE INTERVAL	RETIREMENTS DURING AGE INTERVAL	RETMT RATIO	SURV RATIO	PCT SURV BEGIN OF INTERVAL
79.5	5,686		0.0000	1.0000	84.24
80.5	4,814		0.0000	1.0000	84.24
81.5	3,755		0.0000	1.0000	84.24
82.5	2,200		0.0000	1.0000	84.24
83.5	1,015	197	0.1941	0.8059	84.24
84.5	379		0.0000	1.0000	67.89
85.5	379	114	0.3008	0.6992	67.89
86.5	265	265	1.0000	0.0000	47.47
87.5					0.00



AQUA PENNSYLVANIA, INC.

ACCOUNT 331.11 MAINS & ACCESSORIES - ASBESTOS CEMENT

ORIGINAL LIFE TABLE

PLACEMENT BAND 1938-2008

EXPERIENCE BAND 1959-2009

AGE AT BEGIN OF INTERVAL	EXPOSURES AT BEGINNING OF AGE INTERVAL	RETIREMENTS DURING AGE INTERVAL	RETMT RATIO	SURV RATIO	PCT SURV BEGIN OF INTERVAL
0.0	358,165		0.0000	1.0000	100.00
0.5	358,165	277	0.0008	0.9992	100.00
1.5	311,219	284	0.0009	0.9991	99.92
2.5	1,046,341		0.0000	1.0000	99.83
3.5	1,397,804		0.0000	1.0000	99.83
4.5	1,817,788		0.0000	1.0000	99.83
5.5	2,171,704		0.0000	1.0000	99.83
6.5	2,311,016		0.0000	1.0000	99.83
7.5	2,653,616		0.0000	1.0000	99.83
8.5	3,268,805		0.0000	1.0000	99.83
9.5	3,573,706		0.0000	1.0000	99.83
10.5	3,782,603		0.0000	1.0000	99.83
11.5	4,103,641		0.0000	1.0000	99.83
12.5	4,309,053		0.0000	1.0000	99.83
13.5	4,652,197		0.0000	1.0000	99.83
14.5	4,975,879		0.0000	1.0000	99.83
15.5	5,131,262		0.0000	1.0000	99.83
16.5	5,183,514		0.0000	1.0000	99.83
17.5	5,415,992		0.0000	1.0000	99.83
18.5	5,864,356	3,711	0.0006	0.9994	99.83
19.5	6,090,208	332	0.0001	0.9999	99.77
20.5	6,194,484		0.0000	1.0000	99.76
21.5	6,296,527		0.0000	1.0000	99.76
22.5	6,642,443		0.0000	1.0000	99.76
23.5	6,886,212	312	0.0000	1.0000	99.76
24.5	6,161,713		0.0000	1.0000	99.76
25.5	5,643,740		0.0000	1.0000	99.76
26.5	5,245,302		0.0000	1.0000	99.76
27.5	4,987,305		0.0000	1.0000	99.76
28.5	4,797,885		0.0000	1.0000	99.76
29.5	5,360,042		0.0000	1.0000	99.76
30.5	4,530,707		0.0000	1.0000	99.76
31.5	4,081,802		0.0000	1.0000	99.76
32.5	3,979,001		0.0000	1.0000	99.76
33.5	3,753,818		0.0000	1.0000	99.76
34.5	3,361,000		0.0000	1.0000	99.76
35.5	3,666,613		0.0000	1.0000	99.76
36.5	3,314,473		0.0000	1.0000	99.76
37.5	2,313,563		0.0000	1.0000	99.76
38.5	2,238,636		0.0000	1.0000	99.76

AQUA PENNSYLVANIA, INC.

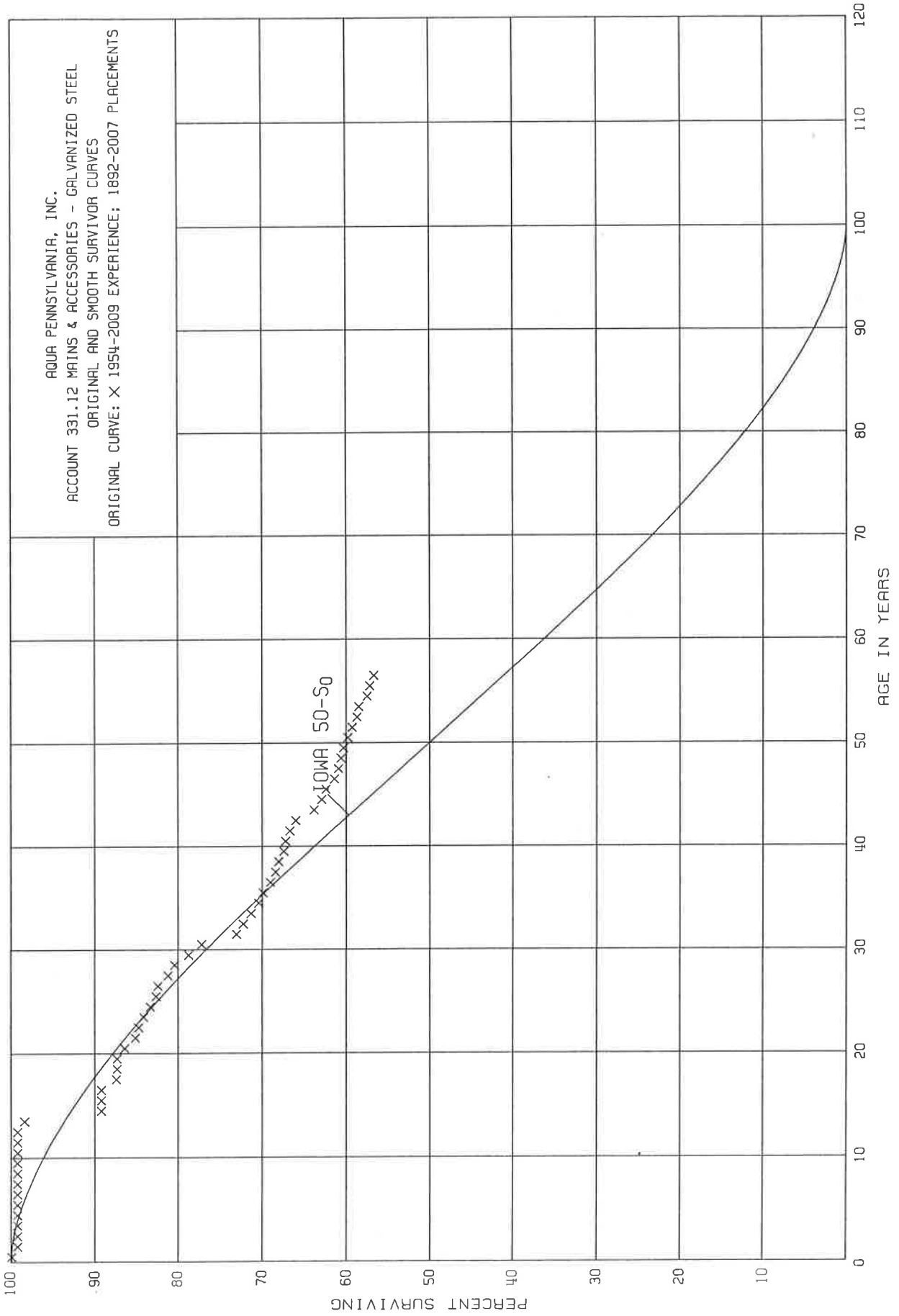
ACCOUNT 331.11 MAINS & ACCESSORIES - ASBESTOS CEMENT

ORIGINAL LIFE TABLE, CONT.

PLACEMENT BAND 1938-2008

EXPERIENCE BAND 1959-2009

AGE AT BEGIN OF INTERVAL	EXPOSURES AT BEGINNING OF AGE INTERVAL	RETIREMENTS DURING AGE INTERVAL	RETMT RATIO	SURV RATIO	PCT SURV BEGIN OF INTERVAL
39.5	2,101,607		0.0000	1.0000	99.76
40.5	1,928,366		0.0000	1.0000	99.76
41.5	1,832,822		0.0000	1.0000	99.76
42.5	1,803,937		0.0000	1.0000	99.76
43.5	1,116,290		0.0000	1.0000	99.76
44.5	979,030		0.0000	1.0000	99.76
45.5	855,479		0.0000	1.0000	99.76
46.5	726,159		0.0000	1.0000	99.76
47.5	587,787		0.0000	1.0000	99.76
48.5	544,407	1,080	0.0020	0.9980	99.76
49.5	412,420	704	0.0017	0.9983	99.56
50.5	399,955	36,512	0.0913	0.9087	99.39
51.5	323,793		0.0000	1.0000	90.32
52.5	309,378	2,080	0.0067	0.9933	90.32
53.5	300,405		0.0000	1.0000	89.71
54.5	285,373		0.0000	1.0000	89.71
55.5	190,789		0.0000	1.0000	89.71
56.5	131,129		0.0000	1.0000	89.71
57.5	83,355		0.0000	1.0000	89.71
58.5	83,459		0.0000	1.0000	89.71
59.5	83,459		0.0000	1.0000	89.71
60.5	85,261		0.0000	1.0000	89.71
61.5	86,015		0.0000	1.0000	89.71
62.5	86,232		0.0000	1.0000	89.71
63.5	84,556		0.0000	1.0000	89.71
64.5	78,019	7	0.0001	0.9999	89.71
65.5	79,477	9	0.0001	0.9999	89.70
66.5	84,365		0.0000	1.0000	89.69
67.5	82,900		0.0000	1.0000	89.69
68.5	69,400		0.0000	1.0000	89.69
69.5	68,849	45,074	0.6547	0.3453	89.69
70.5	1,246	1,246	1.0000	0.0000	30.97
71.5					0.00



AQUA PENNSYLVANIA, INC.

ACCOUNT 331.12 MAINS & ACCESSORIES - GALVANIZED STEEL

ORIGINAL LIFE TABLE

PLACEMENT BAND 1892-2007

EXPERIENCE BAND 1954-2009

AGE AT BEGIN OF INTERVAL	EXPOSURES AT BEGINNING OF AGE INTERVAL	RETIREMENTS DURING AGE INTERVAL	RETMT RATIO	SURV RATIO	PCT SURV BEGIN OF INTERVAL
0.0	327,959		0.0000	1.0000	100.00
0.5	327,959	2,790	0.0085	0.9915	100.00
1.5	334,557		0.0000	1.0000	99.15
2.5	336,339		0.0000	1.0000	99.15
3.5	336,791		0.0000	1.0000	99.15
4.5	346,955		0.0000	1.0000	99.15
5.5	287,654		0.0000	1.0000	99.15
6.5	179,673		0.0000	1.0000	99.15
7.5	67,486		0.0000	1.0000	99.15
8.5	70,366		0.0000	1.0000	99.15
9.5	64,231		0.0000	1.0000	99.15
10.5	63,129		0.0000	1.0000	99.15
11.5	65,990		0.0000	1.0000	99.15
12.5	43,883	319	0.0073	0.9927	99.15
13.5	49,115	4,612	0.0939	0.9061	98.43
14.5	48,648		0.0000	1.0000	89.19
15.5	51,599		0.0000	1.0000	89.19
16.5	55,307	1,086	0.0196	0.9804	89.19
17.5	58,271	118	0.0020	0.9980	87.44
18.5	59,761		0.0000	1.0000	87.27
19.5	64,375	639	0.0099	0.9901	87.27
20.5	64,238	978	0.0152	0.9848	86.41
21.5	63,805	296	0.0046	0.9954	85.10
22.5	66,183	493	0.0074	0.9926	84.71
23.5	88,182	835	0.0095	0.9905	84.08
24.5	93,396	805	0.0086	0.9914	83.28
25.5	95,506	184	0.0019	0.9981	82.56
26.5	101,644	1,491	0.0147	0.9853	82.40
27.5	107,916	1,125	0.0104	0.9896	81.19
28.5	88,664	1,837	0.0207	0.9793	80.35
29.5	162,003	3,088	0.0191	0.9809	78.69
30.5	184,383	10,055	0.0545	0.9455	77.19
31.5	197,541	2,071	0.0105	0.9895	72.98
32.5	199,227	2,521	0.0127	0.9873	72.21
33.5	199,168	2,423	0.0122	0.9878	71.29
34.5	202,572	1,550	0.0077	0.9923	70.42
35.5	205,943	2,637	0.0128	0.9872	69.88
36.5	130,557	1,189	0.0091	0.9909	68.99
37.5	114,092	676	0.0059	0.9941	68.36
38.5	96,616	850	0.0088	0.9912	67.96

AQUA PENNSYLVANIA, INC.

ACCOUNT 331.12 MAINS & ACCESSORIES - GALVANIZED STEEL

ORIGINAL LIFE TABLE, CONT.

PLACEMENT BAND 1892-2007

EXPERIENCE BAND 1954-2009

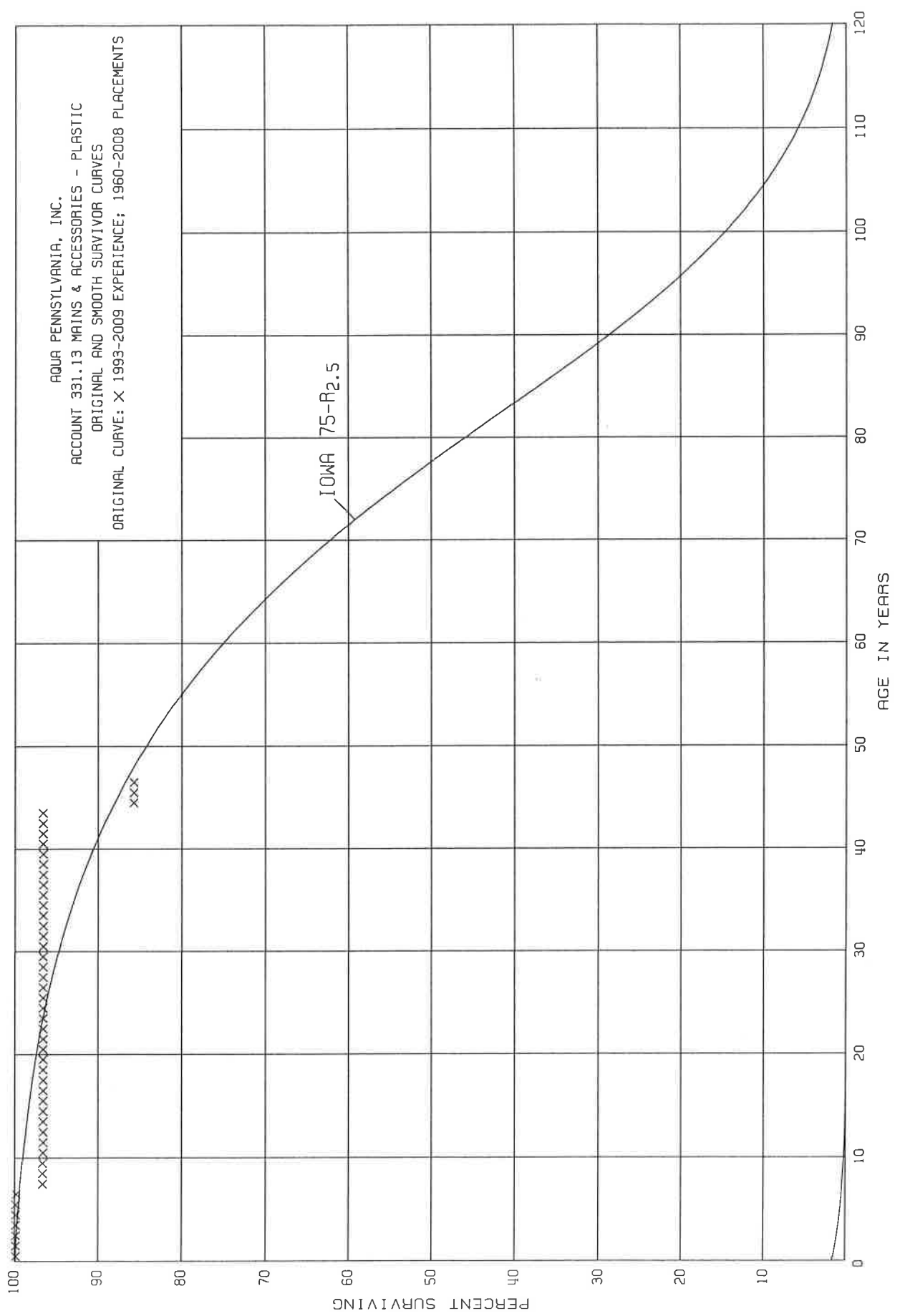
AGE AT BEGIN OF INTERVAL	EXPOSURES AT BEGINNING OF AGE INTERVAL	RETIREMENTS DURING AGE INTERVAL	RETMT RATIO	SURV RATIO	PCT SURV BEGIN OF INTERVAL
39.5	94,045	220	0.0023	0.9977	67.36
40.5	97,264	719	0.0074	0.9926	67.21
41.5	106,753	1,211	0.0113	0.9887	66.71
42.5	103,938	3,407	0.0328	0.9672	65.96
43.5	98,050	1,389	0.0142	0.9858	63.80
44.5	93,724	776	0.0083	0.9917	62.89
45.5	93,124	1,425	0.0153	0.9847	62.37
46.5	79,338	658	0.0083	0.9917	61.42
47.5	77,250	342	0.0044	0.9956	60.91
48.5	76,545	446	0.0058	0.9942	60.64
49.5	101,059	755	0.0075	0.9925	60.29
50.5	100,409	964	0.0096	0.9904	59.84
51.5	98,965	1,010	0.0102	0.9898	59.27
52.5	96,377	244	0.0025	0.9975	58.67
53.5	96,249	1,636	0.0170	0.9830	58.52
54.5	91,709	581	0.0063	0.9937	57.53
55.5	100,990	836	0.0083	0.9917	57.17
56.5	72,444	181	0.0025	0.9975	56.70
57.5	68,372	640	0.0094	0.9906	56.56
58.5	65,671		0.0000	1.0000	56.03
59.5	65,308	1,241	0.0190	0.9810	56.03
60.5	63,776	102	0.0016	0.9984	54.97
61.5	63,483		0.0000	1.0000	54.88
62.5	63,483	1,016	0.0160	0.9840	54.88
63.5	61,841	5,539	0.0896	0.9104	54.00
64.5	46,519	378	0.0081	0.9919	49.16
65.5	46,055	110	0.0024	0.9976	48.76
66.5	46,616	335	0.0072	0.9928	48.64
67.5	45,883	277	0.0060	0.9940	48.29
68.5	43,875	1,163	0.0265	0.9735	48.00
69.5	37,770	311	0.0082	0.9918	46.73
70.5	36,009	228	0.0063	0.9937	46.35
71.5	36,592		0.0000	1.0000	46.06
72.5	35,107	382	0.0109	0.9891	46.06
73.5	33,286	1,909	0.0574	0.9426	45.56
74.5	30,251	348	0.0115	0.9885	42.94
75.5	29,343	124	0.0042	0.9958	42.45
76.5	32,168	161	0.0050	0.9950	42.27
77.5	31,784	652	0.0205	0.9795	42.06
78.5	31,898		0.0000	1.0000	41.20

AQUA PENNSYLVANIA, INC.

ACCOUNT 331.12 MAINS & ACCESSORIES - GALVANIZED STEEL

ORIGINAL LIFE TABLE, CONT.

PLACEMENT BAND 1892-2007			EXPERIENCE BAND 1954-2009			
AGE AT BEGIN OF INTERVAL	EXPOSURES AT BEGINNING OF AGE INTERVAL	RETIREMENTS DURING AGE INTERVAL	RETMT RATIO	SURV RATIO	PCT SURV BEGIN OF INTERVAL	
79.5	29,963	1,739	0.0580	0.9420	41.20	
80.5	26,644	732	0.0275	0.9725	38.81	
81.5	25,183	234	0.0093	0.9907	37.74	
82.5	23,338		0.0000	1.0000	37.39	
83.5	21,587		0.0000	1.0000	37.39	
84.5	16,713		0.0000	1.0000	37.39	
85.5	15,430	148	0.0096	0.9904	37.39	
86.5	9,820		0.0000	1.0000	37.03	
87.5	9,573	130	0.0136	0.9864	37.03	
88.5	8,453		0.0000	1.0000	36.53	
89.5	7,308		0.0000	1.0000	36.53	
90.5	6,987	796	0.1139	0.8861	36.53	
91.5	4,659		0.0000	1.0000	32.37	
92.5	4,659		0.0000	1.0000	32.37	
93.5	4,659	195	0.0419	0.9581	32.37	
94.5	4,464	159	0.0356	0.9644	31.01	
95.5	4,304		0.0000	1.0000	29.91	
96.5	4,304		0.0000	1.0000	29.91	
97.5	4,304		0.0000	1.0000	29.91	
98.5	4,304	105	0.0244	0.9756	29.91	
99.5	4,199		0.0000	1.0000	29.18	
100.5	4,199	2,633	0.6271	0.3729	29.18	
101.5	1,567		0.0000	1.0000	10.88	
102.5	1,567	15	0.0096	0.9904	10.88	
103.5	1,552		0.0000	1.0000	10.78	
104.5	1,552	838	0.5399	0.4601	10.78	
105.5	714		0.0000	1.0000	4.96	
106.5	714	71	0.0994	0.9006	4.96	
107.5	642	3	0.0047	0.9953	4.47	
108.5	639	536	0.8388	0.1612	4.45	
109.5	103		0.0000	1.0000	0.72	
110.5	103		0.0000	1.0000	0.72	
111.5	103		0.0000	1.0000	0.72	
112.5	180		0.0000	1.0000	0.72	
113.5	180	153	0.8500	0.1500	0.72	
114.5	27	2	0.0741	0.9259	0.11	
115.5	25		0.0000	1.0000	0.10	
116.5	25	25	1.0000	0.0000	0.10	
117.5					0.00	



AQUA PENNSYLVANIA, INC.

ACCOUNT 331.13 MAINS & ACCESSORIES - PLASTIC

ORIGINAL LIFE TABLE

PLACEMENT BAND 1960-2008

EXPERIENCE BAND 1993-2009

AGE AT BEGIN OF INTERVAL	EXPOSURES AT BEGINNING OF AGE INTERVAL	RETIREMENTS DURING AGE INTERVAL	RETMT RATIO	SURV RATIO	PCT SURV BEGIN OF INTERVAL
0.0	1,727,702		0.0000	1.0000	100.00
0.5	1,800,102		0.0000	1.0000	100.00
1.5	1,700,662		0.0000	1.0000	100.00
2.5	1,853,952		0.0000	1.0000	100.00
3.5	1,407,237		0.0000	1.0000	100.00
4.5	2,011,728		0.0000	1.0000	100.00
5.5	2,048,814	4,836	0.0024	0.9976	100.00
6.5	1,846,628	57,948	0.0314	0.9686	99.76
7.5	1,876,697		0.0000	1.0000	96.63
8.5	1,112,046		0.0000	1.0000	96.63
9.5	1,064,565		0.0000	1.0000	96.63
10.5	1,102,557		0.0000	1.0000	96.63
11.5	1,052,175		0.0000	1.0000	96.63
12.5	1,723,149		0.0000	1.0000	96.63
13.5	1,806,287		0.0000	1.0000	96.63
14.5	2,129,106		0.0000	1.0000	96.63
15.5	2,307,570		0.0000	1.0000	96.63
16.5	3,013,975		0.0000	1.0000	96.63
17.5	2,986,504	136	0.0000	1.0000	96.63
18.5	3,008,780		0.0000	1.0000	96.63
19.5	2,317,765		0.0000	1.0000	96.63
20.5	2,132,391		0.0000	1.0000	96.63
21.5	2,092,566		0.0000	1.0000	96.63
22.5	1,973,717		0.0000	1.0000	96.63
23.5	2,003,910		0.0000	1.0000	96.63
24.5	829,736		0.0000	1.0000	96.63
25.5	808,750		0.0000	1.0000	96.63
26.5	824,454		0.0000	1.0000	96.63
27.5	731,958		0.0000	1.0000	96.63
28.5	773,092		0.0000	1.0000	96.63
29.5	645,979		0.0000	1.0000	96.63
30.5	716,699		0.0000	1.0000	96.63
31.5	600,368		0.0000	1.0000	96.63
32.5	806,232		0.0000	1.0000	96.63
33.5	1,058,238		0.0000	1.0000	96.63
34.5	932,130		0.0000	1.0000	96.63
35.5	847,494		0.0000	1.0000	96.63
36.5	465,653		0.0000	1.0000	96.63
37.5	373,004		0.0000	1.0000	96.63
38.5	206,294		0.0000	1.0000	96.63

AQUA PENNSYLVANIA, INC.

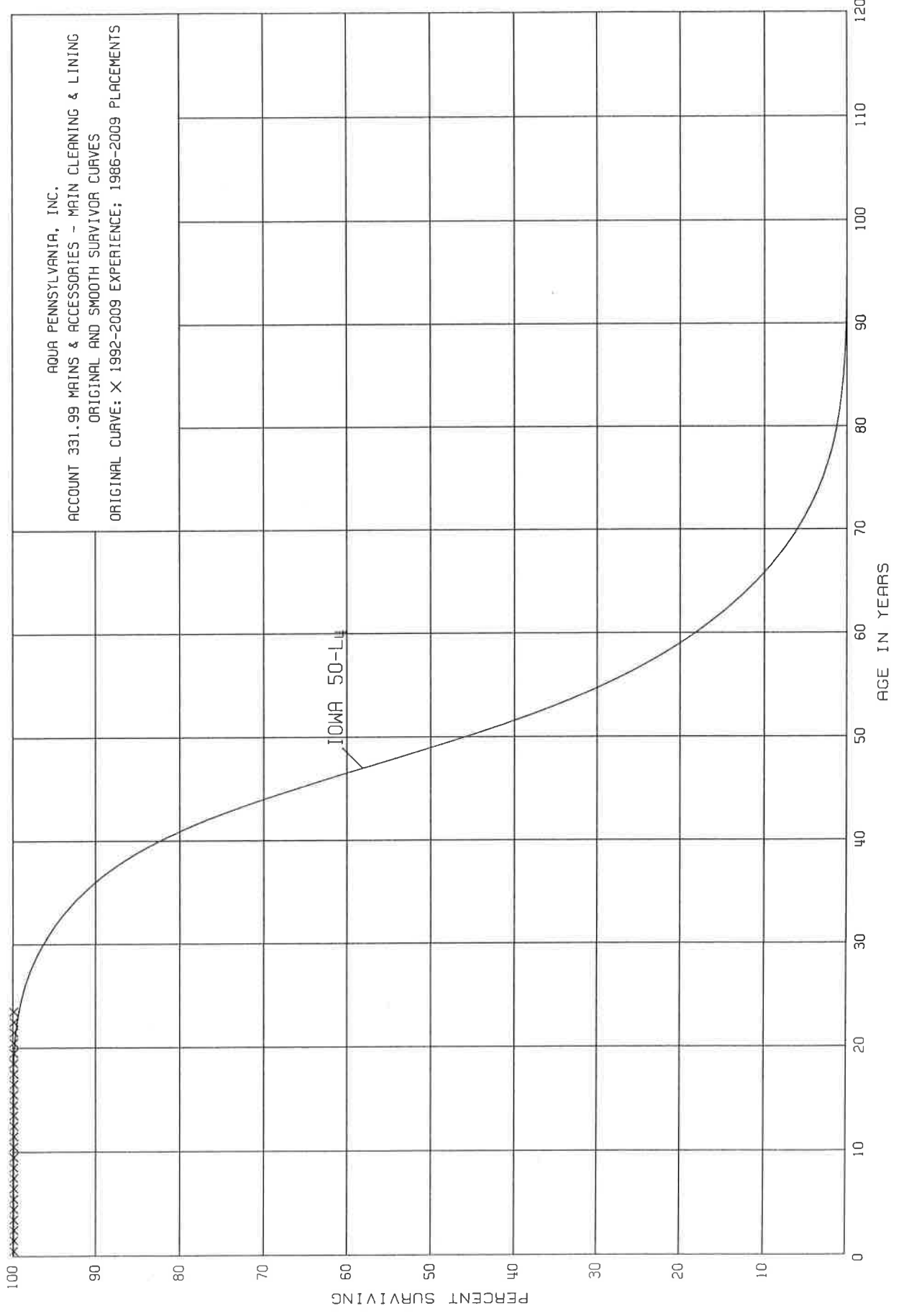
ACCOUNT 331.13 MAINS & ACCESSORIES - PLASTIC

ORIGINAL LIFE TABLE, CONT.

PLACEMENT BAND 1960-2008

EXPERIENCE BAND 1993-2009

AGE AT BEGIN OF INTERVAL	EXPOSURES AT BEGINNING OF AGE INTERVAL	RETIREMENTS DURING AGE INTERVAL	RETMT RATIO	SURV RATIO	PCT SURV BEGIN OF INTERVAL
39.5	147,159		0.0000	1.0000	96.63
40.5	139,897		0.0000	1.0000	96.63
41.5	44,788		0.0000	1.0000	96.63
42.5	43,267		0.0000	1.0000	96.63
43.5	42,798	4,851	0.1133	0.8867	96.63
44.5	11,129		0.0000	1.0000	85.68
45.5	11,129		0.0000	1.0000	85.68
46.5	11,129	6,269	0.5633	0.4367	85.68
47.5	4,860		0.0000	1.0000	37.42
48.5	4,860	4,860	1.0000	0.0000	37.42
49.5					0.00



AQUA PENNSYLVANIA, INC.

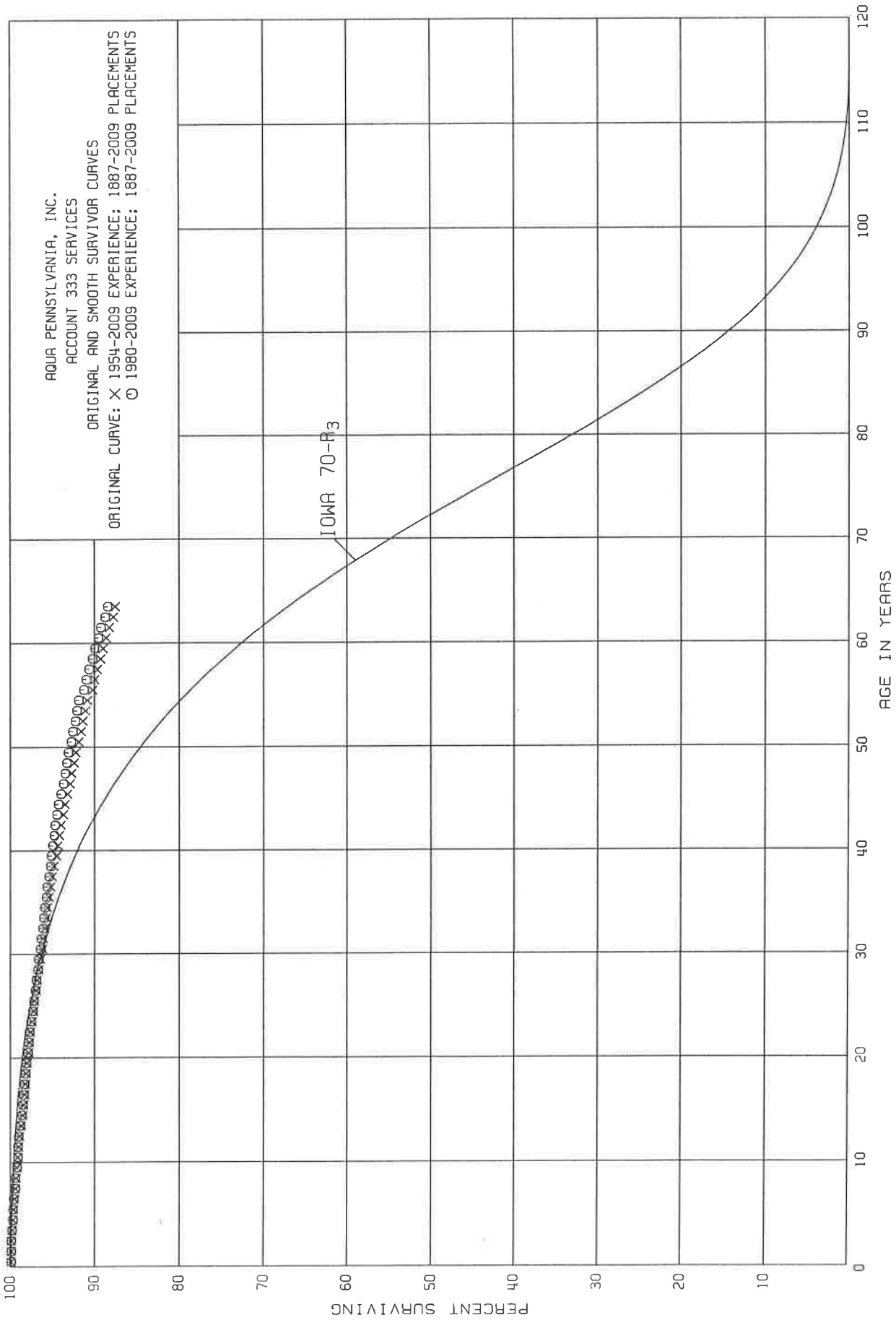
ACCOUNT 331.99 MAINS & ACCESSORIES - MAIN CLEANING & LINING

ORIGINAL LIFE TABLE

PLACEMENT BAND 1986-2009

EXPERIENCE BAND 1992-2009

AGE AT BEGIN OF INTERVAL	EXPOSURES AT BEGINNING OF AGE INTERVAL	RETIREMENTS DURING AGE INTERVAL	RETMT RATIO	SURV RATIO	PCT SURV BEGIN OF INTERVAL
0.0	74,529,099		0.0000	1.0000	100.00
0.5	65,904,332		0.0000	1.0000	100.00
1.5	57,223,497		0.0000	1.0000	100.00
2.5	53,666,438		0.0000	1.0000	100.00
3.5	46,530,841		0.0000	1.0000	100.00
4.5	45,143,745		0.0000	1.0000	100.00
5.5	45,915,302		0.0000	1.0000	100.00
6.5	45,688,748		0.0000	1.0000	100.00
7.5	37,213,539		0.0000	1.0000	100.00
8.5	31,448,185		0.0000	1.0000	100.00
9.5	25,427,334		0.0000	1.0000	100.00
10.5	20,114,600		0.0000	1.0000	100.00
11.5	16,228,353		0.0000	1.0000	100.00
12.5	13,152,851		0.0000	1.0000	100.00
13.5	10,859,250		0.0000	1.0000	100.00
14.5	8,582,243		0.0000	1.0000	100.00
15.5	6,673,300		0.0000	1.0000	100.00
16.5	4,559,736		0.0000	1.0000	100.00
17.5	3,720,776		0.0000	1.0000	100.00
18.5	2,936,715		0.0000	1.0000	100.00
19.5	2,218,008		0.0000	1.0000	100.00
20.5	1,525,917		0.0000	1.0000	100.00
21.5	1,184,240		0.0000	1.0000	100.00
22.5	771,557		0.0000	1.0000	100.00
23.5					100.00



AQUA PENNSYLVANIA, INC.

ACCOUNT 333 SERVICES

ORIGINAL LIFE TABLE

PLACEMENT BAND 1887-2009

EXPERIENCE BAND 1954-2009

AGE AT BEGIN OF INTERVAL	EXPOSURES AT BEGINNING OF AGE INTERVAL	RETIREMENTS DURING AGE INTERVAL	RETMT RATIO	SURV RATIO	PCT SURV BEGIN OF INTERVAL
0.0	185,655,697	325	0.0000	1.0000	100.00
0.5	171,842,088	94,236	0.0005	0.9995	100.00
1.5	159,451,028	75,436	0.0005	0.9995	99.95
2.5	148,781,741	150,026	0.0010	0.9990	99.90
3.5	137,185,339	127,179	0.0009	0.9991	99.80
4.5	127,545,432	92,115	0.0007	0.9993	99.71
5.5	117,583,402	135,267	0.0012	0.9988	99.64
6.5	115,553,309	149,844	0.0013	0.9987	99.52
7.5	101,925,719	79,245	0.0008	0.9992	99.39
8.5	92,738,011	112,832	0.0012	0.9988	99.31
9.5	86,382,425	94,185	0.0011	0.9989	99.19
10.5	81,701,699	64,596	0.0008	0.9992	99.08
11.5	74,721,783	78,759	0.0011	0.9989	99.00
12.5	70,820,206	117,066	0.0017	0.9983	98.89
13.5	68,100,150	128,463	0.0019	0.9981	98.72
14.5	64,157,178	57,981	0.0009	0.9991	98.53
15.5	61,313,130	71,615	0.0012	0.9988	98.44
16.5	58,436,349	74,359	0.0013	0.9987	98.32
17.5	55,736,760	59,371	0.0011	0.9989	98.19
18.5	53,171,736	66,826	0.0013	0.9987	98.08
19.5	49,674,135	63,305	0.0013	0.9987	97.95
20.5	47,103,340	57,036	0.0012	0.9988	97.82
21.5	44,391,197	63,138	0.0014	0.9986	97.70
22.5	41,572,056	79,124	0.0019	0.9981	97.56
23.5	39,180,708	58,530	0.0015	0.9985	97.37
24.5	36,053,303	50,324	0.0014	0.9986	97.22
25.5	35,065,627	61,279	0.0017	0.9983	97.08
26.5	34,019,874	52,528	0.0015	0.9985	96.91
27.5	32,798,231	64,501	0.0020	0.9980	96.76
28.5	31,559,383	56,434	0.0018	0.9982	96.57
29.5	30,114,808	52,014	0.0017	0.9983	96.40
30.5	28,284,922	48,653	0.0017	0.9983	96.24
31.5	26,604,916	52,348	0.0020	0.9980	96.08
32.5	25,606,321	42,684	0.0017	0.9983	95.89
33.5	25,091,563	43,520	0.0017	0.9983	95.73
34.5	23,561,622	35,078	0.0015	0.9985	95.57
35.5	21,951,508	47,094	0.0021	0.9979	95.43
36.5	20,700,780	50,797	0.0025	0.9975	95.23
37.5	19,677,730	46,416	0.0024	0.9976	94.99
38.5	18,501,605	42,280	0.0023	0.9977	94.76

AQUA PENNSYLVANIA, INC.

ACCOUNT 333 SERVICES

ORIGINAL LIFE TABLE, CONT.

PLACEMENT BAND 1887-2009

EXPERIENCE BAND 1954-2009

AGE AT BEGIN OF INTERVAL	EXPOSURES AT BEGINNING OF AGE INTERVAL	RETIREMENTS DURING AGE INTERVAL	RETMT RATIO	SURV RATIO	PCT SURV BEGIN OF INTERVAL
39.5	17,725,155	43,206	0.0024	0.9976	94.54
40.5	17,036,645	38,607	0.0023	0.9977	94.31
41.5	16,235,779	34,208	0.0021	0.9979	94.09
42.5	15,398,394	41,879	0.0027	0.9973	93.89
43.5	14,284,918	44,187	0.0031	0.9969	93.64
44.5	13,453,904	42,189	0.0031	0.9969	93.35
45.5	12,338,002	36,329	0.0029	0.9971	93.06
46.5	11,657,894	30,147	0.0026	0.9974	92.79
47.5	10,773,017	28,523	0.0026	0.9974	92.55
48.5	10,073,098	26,778	0.0027	0.9973	92.31
49.5	9,308,817	32,057	0.0034	0.9966	92.06
50.5	8,592,460	21,657	0.0025	0.9975	91.75
51.5	7,902,061	22,605	0.0029	0.9971	91.52
52.5	7,157,092	18,334	0.0026	0.9974	91.25
53.5	6,264,204	16,328	0.0026	0.9974	91.01
54.5	5,296,825	31,502	0.0059	0.9941	90.77
55.5	4,534,185	14,804	0.0033	0.9967	90.23
56.5	3,889,218	13,280	0.0034	0.9966	89.93
57.5	3,342,954	15,079	0.0045	0.9955	89.62
58.5	2,761,402	10,819	0.0039	0.9961	89.22
59.5	2,212,254	8,006	0.0036	0.9964	88.87
60.5	1,932,839	8,329	0.0043	0.9957	88.55
61.5	1,598,194	8,415	0.0053	0.9947	88.17
62.5	1,410,372	4,150	0.0029	0.9971	87.70
63.5	1,273,370	4,470	0.0035	0.9965	87.45
64.5	1,150,345	3,089	0.0027	0.9973	87.14
65.5	1,117,017	5,131	0.0046	0.9954	86.90
66.5	1,100,107	5,342	0.0049	0.9951	86.50
67.5	1,045,838	4,939	0.0047	0.9953	86.08
68.5	940,847	6,040	0.0064	0.9936	85.68
69.5	811,602	3,775	0.0047	0.9953	85.13
70.5	699,132	3,650	0.0052	0.9948	84.73
71.5	637,113	3,546	0.0056	0.9944	84.29
72.5	573,091	2,843	0.0050	0.9950	83.82
73.5	507,827	17,527	0.0345	0.9655	83.40
74.5	420,032	5,170	0.0123	0.9877	80.52
75.5	373,558	1,594	0.0043	0.9957	79.53
76.5	350,226	1,710	0.0049	0.9951	79.19
77.5	299,832	3,316	0.0111	0.9889	78.80
78.5	254,704	3,630	0.0143	0.9857	77.93

AQUA PENNSYLVANIA, INC.

ACCOUNT 333 SERVICES

ORIGINAL LIFE TABLE, CONT.

PLACEMENT BAND 1887-2009

EXPERIENCE BAND 1954-2009

AGE AT BEGIN OF INTERVAL	EXPOSURES AT BEGINNING OF AGE INTERVAL	RETIREMENTS DURING AGE INTERVAL	RETMT RATIO	SURV RATIO	PCT SURV BEGIN OF INTERVAL
79.5	214,936	2,754	0.0128	0.9872	76.82
80.5	172,184	3,761	0.0218	0.9782	75.84
81.5	126,262	1,377	0.0109	0.9891	74.19
82.5	96,898	1,939	0.0200	0.9800	73.38
83.5	58,846	1,859	0.0316	0.9684	71.91
84.5	47,554	11,679	0.2456	0.7544	69.64
85.5	31,071	1,727	0.0556	0.9444	52.54
86.5	21,004	154	0.0073	0.9927	49.62
87.5	20,996	8,276	0.3942	0.6058	49.26
88.5	13,065	863	0.0661	0.9339	29.84
89.5	11,373	38	0.0033	0.9967	27.87
90.5	13,348		0.0000	1.0000	27.78
91.5	10,190	54	0.0053	0.9947	27.78
92.5	9,934	116	0.0117	0.9883	27.63
93.5	9,817	51	0.0052	0.9948	27.31
94.5	9,766	14	0.0014	0.9986	27.17
95.5	9,364	36	0.0038	0.9962	27.13
96.5	11,282	36	0.0032	0.9968	27.03
97.5	9,281	47	0.0051	0.9949	26.94
98.5	9,235	4	0.0004	0.9996	26.80
99.5	9,231	22	0.0024	0.9976	26.79
100.5	9,208	58	0.0063	0.9937	26.73
101.5	9,850	27	0.0027	0.9973	26.56
102.5	9,083		0.0000	1.0000	26.49
103.5	9,083		0.0000	1.0000	26.49
104.5	9,083		0.0000	1.0000	26.49
105.5	9,083	80	0.0088	0.9912	26.49
106.5	9,003	43	0.0048	0.9952	26.26
107.5	8,960	315	0.0352	0.9648	26.13
108.5	8,645	154	0.0178	0.9822	25.21
109.5	7,795		0.0000	1.0000	24.76
110.5	7,795		0.0000	1.0000	24.76
111.5	7,795		0.0000	1.0000	24.76
112.5	7,795		0.0000	1.0000	24.76
113.5	7,795		0.0000	1.0000	24.76
114.5	7,795		0.0000	1.0000	24.76
115.5	7,795		0.0000	1.0000	24.76
116.5	7,795	56	0.0072	0.9928	24.76
117.5	7,739	159	0.0205	0.9795	24.58
118.5	7,580	37	0.0049	0.9951	24.08

AQUA PENNSYLVANIA, INC.

ACCOUNT 333 SERVICES

ORIGINAL LIFE TABLE, CONT.

PLACEMENT BAND 1887-2009

EXPERIENCE BAND 1954-2009

AGE AT BEGIN OF INTERVAL	EXPOSURES AT BEGINNING OF AGE INTERVAL	RETIREMENTS DURING AGE INTERVAL	RETMT RATIO	SURV RATIO	PCT SURV BEGIN OF INTERVAL
119.5	6,701	384	0.0573	0.9427	23.96
120.5	6,317	802	0.1270	0.8730	22.59
121.5	5,515	3	0.0005	0.9995	19.72
122.5					19.71

AQUA PENNSYLVANIA, INC.

ACCOUNT 333 SERVICES

ORIGINAL LIFE TABLE

PLACEMENT BAND 1887-2009

EXPERIENCE BAND 1980-2009

AGE AT BEGIN OF INTERVAL	EXPOSURES AT BEGINNING OF AGE INTERVAL	RETIREMENTS DURING AGE INTERVAL	RETMT RATIO	SURV RATIO	PCT SURV BEGIN OF INTERVAL
0.0	164,934,524		0.0000	1.0000	100.00
0.5	151,888,720	60,795	0.0004	0.9996	100.00
1.5	140,181,162	49,143	0.0004	0.9996	99.96
2.5	130,000,519	126,085	0.0010	0.9990	99.92
3.5	118,902,184	104,984	0.0009	0.9991	99.82
4.5	109,818,542	71,777	0.0007	0.9993	99.73
5.5	100,404,157	110,274	0.0011	0.9989	99.66
6.5	98,930,306	125,780	0.0013	0.9987	99.55
7.5	85,983,113	59,876	0.0007	0.9993	99.42
8.5	77,492,126	93,554	0.0012	0.9988	99.35
9.5	71,737,449	77,445	0.0011	0.9989	99.23
10.5	67,773,921	48,431	0.0007	0.9993	99.12
11.5	61,397,185	56,556	0.0009	0.9991	99.05
12.5	58,104,623	99,854	0.0017	0.9983	98.96
13.5	56,014,959	108,205	0.0019	0.9981	98.79
14.5	52,659,457	42,061	0.0008	0.9992	98.60
15.5	50,474,253	56,724	0.0011	0.9989	98.52
16.5	48,194,110	58,199	0.0012	0.9988	98.41
17.5	46,191,508	44,670	0.0010	0.9990	98.29
18.5	44,221,888	54,808	0.0012	0.9988	98.19
19.5	41,358,988	51,999	0.0013	0.9987	98.07
20.5	39,469,292	46,730	0.0012	0.9988	97.94
21.5	37,403,158	51,961	0.0014	0.9986	97.82
22.5	35,268,412	69,253	0.0020	0.9980	97.68
23.5	33,704,122	51,992	0.0015	0.9985	97.48
24.5	31,327,388	42,555	0.0014	0.9986	97.33
25.5	30,981,092	51,786	0.0017	0.9983	97.19
26.5	30,518,548	42,790	0.0014	0.9986	97.02
27.5	29,765,439	54,261	0.0018	0.9982	96.88
28.5	29,046,466	45,510	0.0016	0.9984	96.71
29.5	27,989,007	40,245	0.0014	0.9986	96.56
30.5	26,457,112	38,328	0.0014	0.9986	96.42
31.5	25,094,111	43,410	0.0017	0.9983	96.29
32.5	24,309,131	33,794	0.0014	0.9986	96.13
33.5	23,910,924	35,228	0.0015	0.9985	96.00
34.5	22,451,913	26,953	0.0012	0.9988	95.86
35.5	20,897,735	34,746	0.0017	0.9983	95.74
36.5	19,685,038	35,338	0.0018	0.9982	95.58
37.5	18,728,730	34,028	0.0018	0.9982	95.41
38.5	17,657,556	29,982	0.0017	0.9983	95.24

AQUA PENNSYLVANIA, INC.

ACCOUNT 333 SERVICES

ORIGINAL LIFE TABLE, CONT.

PLACEMENT BAND 1887-2009

EXPERIENCE BAND 1980-2009

AGE AT BEGIN OF INTERVAL	EXPOSURES AT BEGINNING OF AGE INTERVAL	RETIREMENTS DURING AGE INTERVAL	RETMT RATIO	SURV RATIO	PCT SURV BEGIN OF INTERVAL
39.5	16,973,719	31,120	0.0018	0.9982	95.08
40.5	16,378,705	31,560	0.0019	0.9981	94.91
41.5	15,652,870	23,314	0.0015	0.9985	94.73
42.5	14,886,853	30,401	0.0020	0.9980	94.59
43.5	13,849,105	37,076	0.0027	0.9973	94.40
44.5	13,061,618	37,212	0.0028	0.9972	94.15
45.5	11,988,059	32,632	0.0027	0.9973	93.89
46.5	11,333,042	26,845	0.0024	0.9976	93.64
47.5	10,478,749	24,673	0.0024	0.9976	93.42
48.5	9,820,277	24,631	0.0025	0.9975	93.20
49.5	9,091,032	29,330	0.0032	0.9968	92.97
50.5	8,407,957	19,542	0.0023	0.9977	92.67
51.5	7,764,368	20,167	0.0026	0.9974	92.46
52.5	7,058,422	16,694	0.0024	0.9976	92.22
53.5	6,206,733	15,434	0.0025	0.9975	92.00
54.5	5,254,965	31,502	0.0060	0.9940	91.77
55.5	4,498,762	14,799	0.0033	0.9967	91.22
56.5	3,875,641	13,280	0.0034	0.9966	90.92
57.5	3,329,377	15,079	0.0045	0.9955	90.61
58.5	2,747,825	10,819	0.0039	0.9961	90.20
59.5	2,208,660	8,006	0.0036	0.9964	89.85
60.5	1,929,245	8,329	0.0043	0.9957	89.53
61.5	1,594,600	8,415	0.0053	0.9947	89.15
62.5	1,408,914	4,150	0.0029	0.9971	88.68
63.5	1,270,788	4,470	0.0035	0.9965	88.42
64.5	1,147,763	3,089	0.0027	0.9973	88.11
65.5	1,114,435	5,131	0.0046	0.9954	87.87
66.5	1,091,024	5,342	0.0049	0.9951	87.47
67.5	1,036,755	4,939	0.0048	0.9952	87.04
68.5	931,764	6,040	0.0065	0.9935	86.62
69.5	802,519	3,775	0.0047	0.9953	86.06
70.5	690,049	3,650	0.0053	0.9947	85.66
71.5	628,030	3,546	0.0056	0.9944	85.21
72.5	564,008	2,843	0.0050	0.9950	84.73
73.5	498,743	17,527	0.0351	0.9649	84.31
74.5	410,949	5,170	0.0126	0.9874	81.35
75.5	364,475	1,594	0.0044	0.9956	80.32
76.5	341,143	1,710	0.0050	0.9950	79.97
77.5	290,749	3,316	0.0114	0.9886	79.57
78.5	245,621	3,630	0.0148	0.9852	78.66

AQUA PENNSYLVANIA, INC.

ACCOUNT 333 SERVICES

ORIGINAL LIFE TABLE, CONT.

PLACEMENT BAND 1887-2009

EXPERIENCE BAND 1980-2009

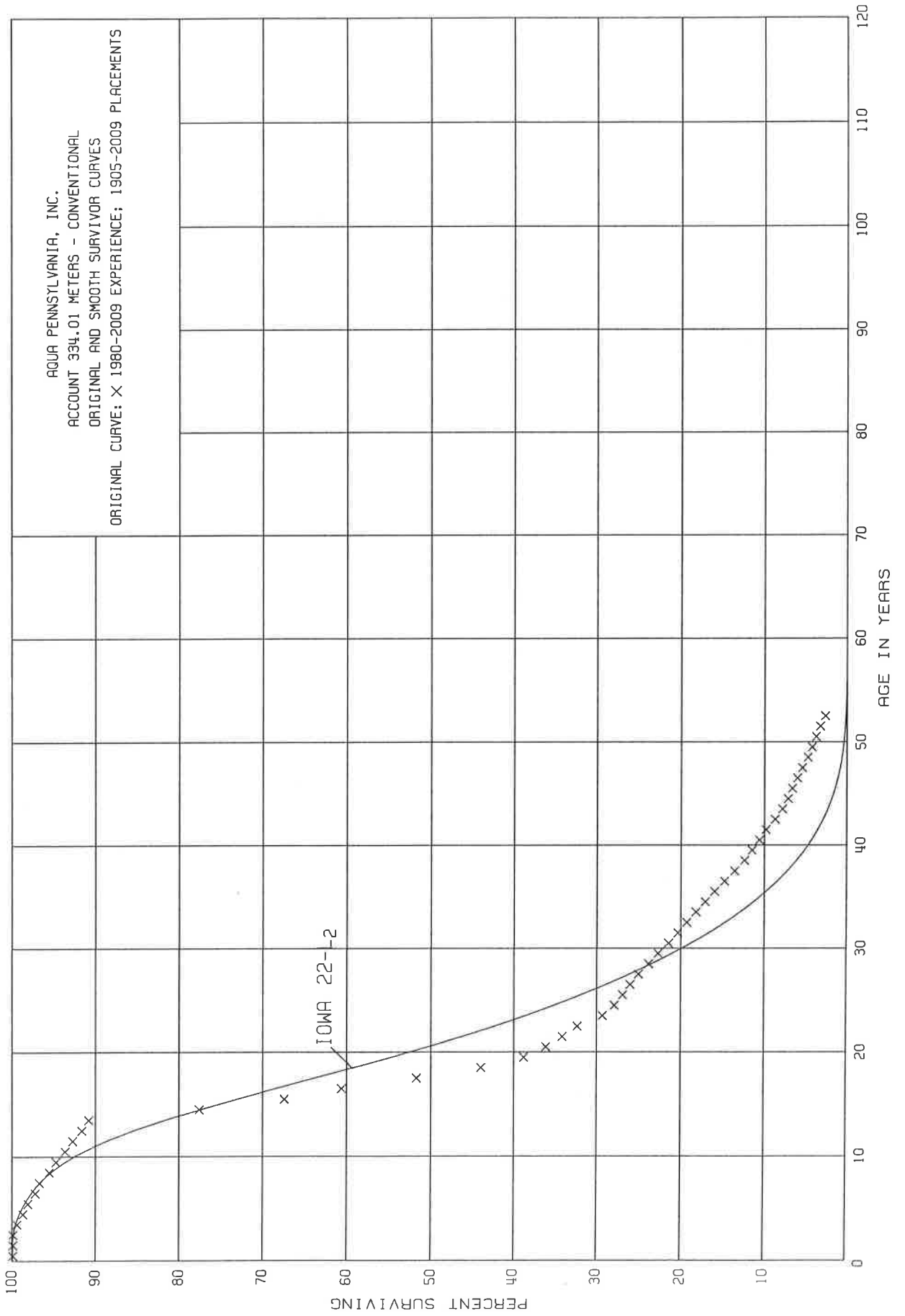
AGE AT BEGIN OF INTERVAL	EXPOSURES AT BEGINNING OF AGE INTERVAL	RETIREMENTS DURING AGE INTERVAL	RETMT RATIO	SURV RATIO	PCT SURV BEGIN OF INTERVAL
79.5	207,112	2,754	0.0133	0.9867	77.50
80.5	164,360	3,761	0.0229	0.9771	76.47
81.5	118,437	1,377	0.0116	0.9884	74.72
82.5	89,073	1,939	0.0218	0.9782	73.85
83.5	51,021	1,859	0.0364	0.9636	72.24
84.5	39,730	11,679	0.2940	0.7060	69.61
85.5	23,247	1,727	0.0743	0.9257	49.14
86.5	13,180	154	0.0117	0.9883	45.49
87.5	13,171	8,276	0.6284	0.3716	44.96
88.5	5,240	863	0.1647	0.8353	16.71
89.5	4,672	38	0.0081	0.9919	13.96
90.5	6,647		0.0000	1.0000	13.85
91.5	3,489	54	0.0155	0.9845	13.85
92.5	9,934	116	0.0117	0.9883	13.64
93.5	9,817	51	0.0052	0.9948	13.48
94.5	9,766	14	0.0014	0.9986	13.41
95.5	9,364	36	0.0038	0.9962	13.39
96.5	11,282	36	0.0032	0.9968	13.34
97.5	9,281	47	0.0051	0.9949	13.30
98.5	9,235	4	0.0004	0.9996	13.23
99.5	9,231	22	0.0024	0.9976	13.22
100.5	9,208	58	0.0063	0.9937	13.19
101.5	9,850	27	0.0027	0.9973	13.11
102.5	9,083		0.0000	1.0000	13.07
103.5	9,083		0.0000	1.0000	13.07
104.5	9,083		0.0000	1.0000	13.07
105.5	9,083	80	0.0088	0.9912	13.07
106.5	9,003	43	0.0048	0.9952	12.95
107.5	8,960	315	0.0352	0.9648	12.89
108.5	8,645	154	0.0178	0.9822	12.44
109.5	7,795		0.0000	1.0000	12.22
110.5	7,795		0.0000	1.0000	12.22
111.5	7,795		0.0000	1.0000	12.22
112.5	7,795		0.0000	1.0000	12.22
113.5	7,795		0.0000	1.0000	12.22
114.5	7,795		0.0000	1.0000	12.22
115.5	7,795		0.0000	1.0000	12.22
116.5	7,795	56	0.0072	0.9928	12.22
117.5	7,739	159	0.0205	0.9795	12.13
118.5	7,580	37	0.0049	0.9951	11.88

AQUA PENNSYLVANIA, INC.

ACCOUNT 333 SERVICES

ORIGINAL LIFE TABLE, CONT.

PLACEMENT BAND 1887-2009			EXPERIENCE BAND 1980-2009			
AGE AT BEGIN OF INTERVAL	EXPOSURES AT BEGINNING OF AGE INTERVAL	RETIREMENTS DURING AGE INTERVAL	RETMT RATIO	SURV RATIO	PCT SURV BEGIN OF INTERVAL	
119.5	6,701	384	0.0573	0.9427	11.82	
120.5	6,317	802	0.1270	0.8730	11.14	
121.5	5,515	3	0.0005	0.9995	9.73	
122.5					9.73	



AQUA PENNSYLVANIA, INC.

ACCOUNT 334.01 METERS - CONVENTIONAL

ORIGINAL LIFE TABLE

PLACEMENT BAND 1905-2009

EXPERIENCE BAND 1980-2009

AGE AT BEGIN OF INTERVAL	EXPOSURES AT BEGINNING OF AGE INTERVAL	RETIREMENTS DURING AGE INTERVAL	RETMT RATIO	SURV RATIO	PCT SURV BEGIN OF INTERVAL
0.0	7,357,248		0.0000	1.0000	100.00
0.5	7,504,910	5,356	0.0007	0.9993	100.00
1.5	7,662,740	2,170	0.0003	0.9997	99.93
2.5	7,825,666	36,600	0.0047	0.9953	99.90
3.5	7,996,304	60,862	0.0076	0.9924	99.43
4.5	8,095,676	48,289	0.0060	0.9940	98.67
5.5	8,320,348	72,651	0.0087	0.9913	98.08
6.5	8,872,091	52,598	0.0059	0.9941	97.23
7.5	9,215,244	106,703	0.0116	0.9884	96.66
8.5	9,429,548	82,409	0.0087	0.9913	95.54
9.5	9,653,655	113,521	0.0118	0.9882	94.71
10.5	9,980,451	92,516	0.0093	0.9907	93.59
11.5	10,105,043	117,265	0.0116	0.9884	92.72
12.5	10,502,039	99,922	0.0095	0.9905	91.64
13.5	10,714,546	1,553,154	0.1450	0.8550	90.77
14.5	9,641,878	1,265,595	0.1313	0.8687	77.61
15.5	8,756,940	886,298	0.1012	0.8988	67.42
16.5	8,262,301	1,212,082	0.1467	0.8533	60.60
17.5	7,526,661	1,123,797	0.1493	0.8507	51.71
18.5	6,902,168	813,511	0.1179	0.8821	43.99
19.5	6,466,395	458,550	0.0709	0.9291	38.80
20.5	6,206,001	328,001	0.0529	0.9471	36.05
21.5	5,775,941	309,715	0.0536	0.9464	34.14
22.5	5,655,317	519,912	0.0919	0.9081	32.31
23.5	5,126,357	251,689	0.0491	0.9509	29.34
24.5	5,026,850	174,311	0.0347	0.9653	27.90
25.5	5,005,063	178,698	0.0357	0.9643	26.93
26.5	4,856,411	190,369	0.0392	0.9608	25.97
27.5	4,842,699	221,735	0.0458	0.9542	24.95
28.5	4,816,093	222,635	0.0462	0.9538	23.81
29.5	4,722,531	246,910	0.0523	0.9477	22.71
30.5	4,505,497	238,998	0.0530	0.9470	21.52
31.5	4,367,473	225,052	0.0515	0.9485	20.38
32.5	4,183,604	243,979	0.0583	0.9417	19.33
33.5	3,975,957	249,902	0.0629	0.9371	18.20
34.5	3,728,581	237,884	0.0638	0.9362	17.06
35.5	3,481,162	250,649	0.0720	0.9280	15.97
36.5	3,229,203	266,492	0.0825	0.9175	14.82
37.5	2,953,383	253,655	0.0859	0.9141	13.60
38.5	2,702,909	197,037	0.0729	0.9271	12.43

AQUA PENNSYLVANIA, INC.

ACCOUNT 334.01 METERS - CONVENTIONAL

ORIGINAL LIFE TABLE, CONT.

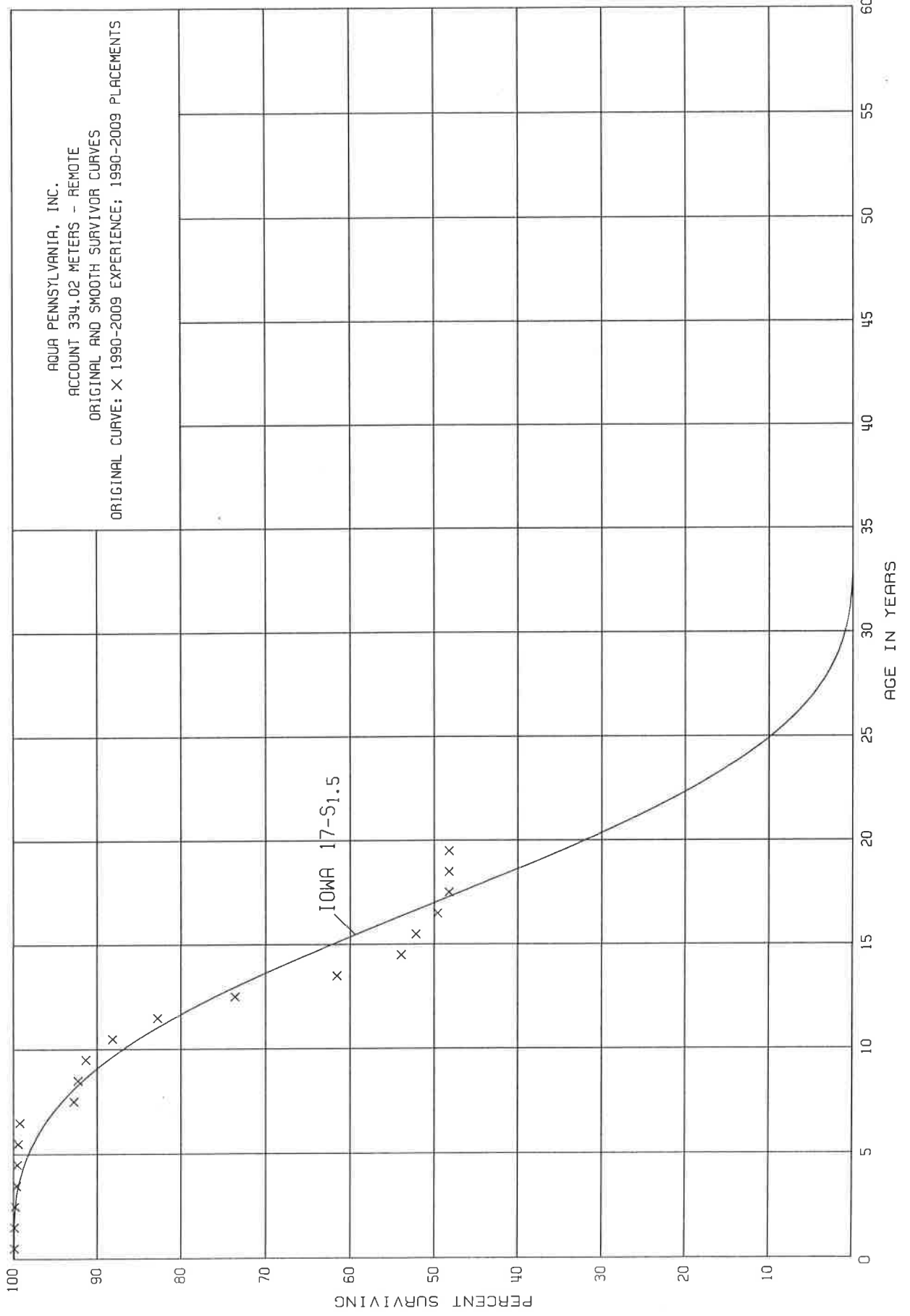
PLACEMENT BAND 1905-2009			EXPERIENCE BAND 1980-2009		
AGE AT BEGIN OF INTERVAL	EXPOSURES AT BEGINNING OF AGE INTERVAL	RETIREMENTS DURING AGE INTERVAL	RETMT RATIO	SURV RATIO	PCT SURV BEGIN OF INTERVAL
39.5	2,520,524	192,394	0.0763	0.9237	11.52
40.5	2,339,393	177,445	0.0759	0.9241	10.64
41.5	2,166,733	261,103	0.1205	0.8795	9.83
42.5	1,914,194	195,570	0.1022	0.8978	8.65
43.5	1,704,491	147,430	0.0865	0.9135	7.77
44.5	1,494,109	97,670	0.0654	0.9346	7.10
45.5	1,361,455	124,773	0.0916	0.9084	6.64
46.5	1,204,712	127,545	0.1059	0.8941	6.03
47.5	1,000,418	127,958	0.1279	0.8721	5.39
48.5	880,080	92,549	0.1052	0.8948	4.70
49.5	800,640	96,573	0.1206	0.8794	4.21
50.5	708,321	99,858	0.1410	0.8590	3.70
51.5	631,004	109,211	0.1731	0.8269	3.18
52.5	519,858	71,160	0.1369	0.8631	2.63
53.5	542,697	58,079	0.1070	0.8930	2.27
54.5	495,891	114,656	0.2312	0.7688	2.03
55.5	390,559	49,538	0.1268	0.8732	1.56
56.5	344,811	42,367	0.1229	0.8771	1.36
57.5	302,537	21,561	0.0713	0.9287	1.19
58.5	281,798	19,734	0.0700	0.9300	1.11
59.5	263,506	18,071	0.0686	0.9314	1.03
60.5	254,572	25,066	0.0985	0.9015	0.96
61.5	246,054	30,286	0.1231	0.8769	0.87
62.5	220,326	20,295	0.0921	0.9079	0.76
63.5	211,465	11,983	0.0567	0.9433	0.69
64.5	211,584	19,470	0.0920	0.9080	0.65
65.5	202,244	14,666	0.0725	0.9275	0.59
66.5	192,816	6,252	0.0324	0.9676	0.55
67.5	195,432	31,230	0.1598	0.8402	0.53
68.5	171,311	85,183	0.4972	0.5028	0.45
69.5	91,369	3,451	0.0378	0.9622	0.23
70.5	87,731	6,517	0.0743	0.9257	0.22
71.5	80,554	3,739	0.0464	0.9536	0.20
72.5	76,195	9,682	0.1271	0.8729	0.19
73.5	66,076	8,387	0.1269	0.8731	0.17
74.5	62,280	5,264	0.0845	0.9155	0.15
75.5	56,506	6,685	0.1183	0.8817	0.14
76.5	49,684	9,659	0.1944	0.8056	0.12
77.5	39,260	7,551	0.1923	0.8077	0.10
78.5	30,887	4,634	0.1500	0.8500	0.08

AQUA PENNSYLVANIA, INC.

ACCOUNT 334.01 METERS - CONVENTIONAL

ORIGINAL LIFE TABLE, CONT.

PLACEMENT BAND 1905-2009			EXPERIENCE BAND 1980-2009			
AGE AT BEGIN OF INTERVAL	EXPOSURES AT BEGINNING OF AGE INTERVAL	RETIREMENTS DURING AGE INTERVAL	RETMT RATIO	SURV RATIO	PCT SURV BEGIN OF INTERVAL	
79.5	26,043	7,113	0.2731	0.7269	0.07	
80.5	18,930	6,522	0.3445	0.6555	0.05	
81.5	12,408	5,891	0.4748	0.5252	0.03	
82.5	6,517	1,125	0.1726	0.8274	0.02	
83.5	5,392	180	0.0334	0.9666	0.02	
84.5	5,212	74	0.0142	0.9858	0.02	
85.5	5,138		0.0000	1.0000	0.02	
86.5	5,138	4,915	0.9566	0.0434	0.02	
87.5	223		0.0000	1.0000	0.00	
88.5	223		0.0000	1.0000	0.00	
89.5	223		0.0000	1.0000	0.00	
90.5	223	14	0.0628	0.9372	0.00	
91.5	210		0.0000	1.0000	0.00	
92.5	210	210	1.0000	0.0000	0.00	
93.5					0.00	

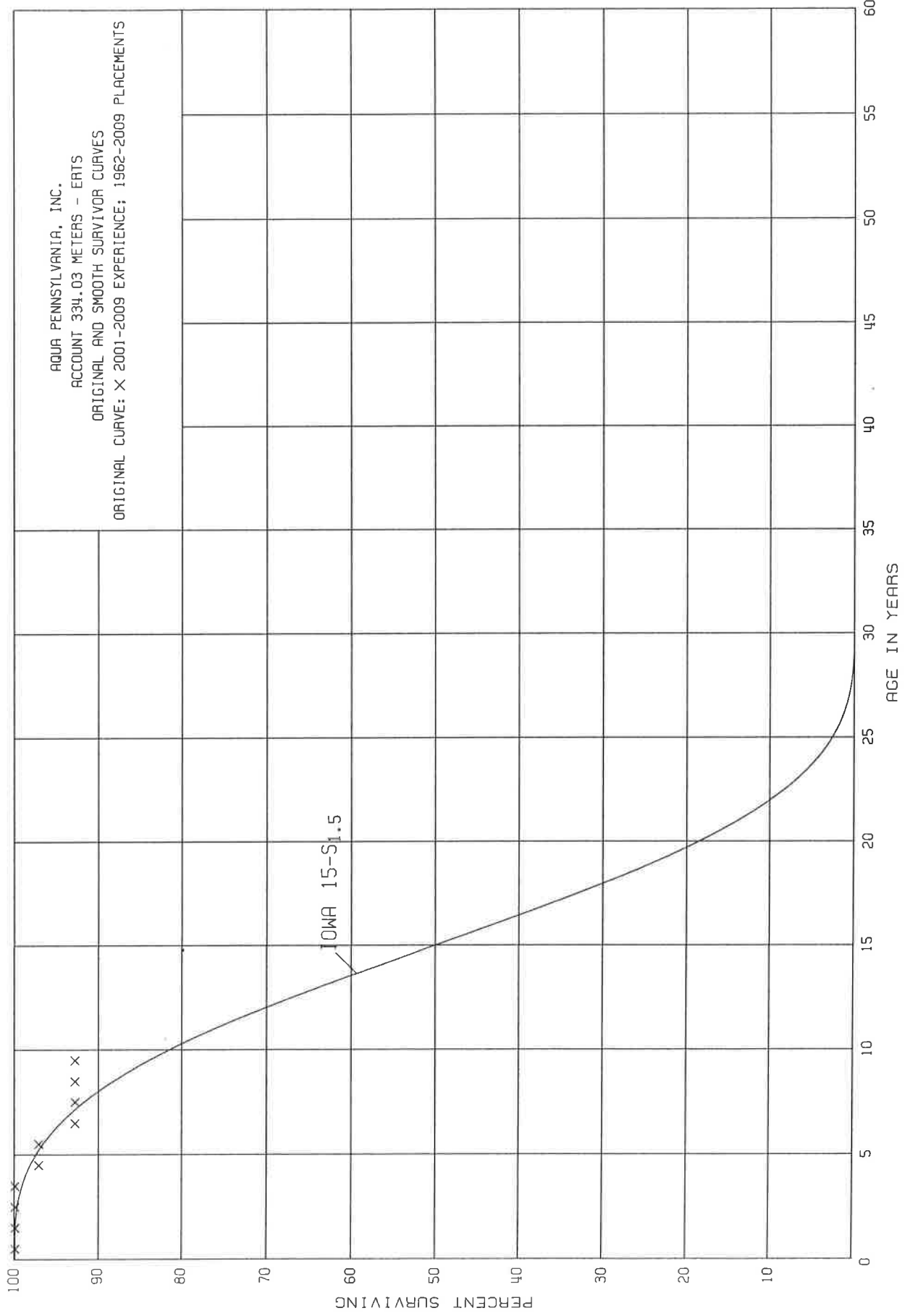


AQUA PENNSYLVANIA, INC.

ACCOUNT 334.02 METERS - REMOTE

ORIGINAL LIFE TABLE

PLACEMENT BAND 1990-2009			EXPERIENCE BAND 1990-2009		
AGE AT BEGIN OF INTERVAL	EXPOSURES AT BEGINNING OF AGE INTERVAL	RETIREMENTS DURING AGE INTERVAL	RETMT RATIO	SURV RATIO	PCT SURV BEGIN OF INTERVAL
0.0	94,839,140		0.0000	1.0000	100.00
0.5	92,012,137	84,351	0.0009	0.9991	100.00
1.5	95,843,033	86,822	0.0009	0.9991	99.91
2.5	95,286,927	184,827	0.0019	0.9981	99.82
3.5	91,610,084	101,861	0.0011	0.9989	99.63
4.5	82,553,281	112,123	0.0014	0.9986	99.52
5.5	66,750,555	109,364	0.0016	0.9984	99.38
6.5	61,479,654	3,977,848	0.0647	0.9353	99.22
7.5	53,376,123	264,595	0.0050	0.9950	92.80
8.5	49,184,678	548,362	0.0111	0.9889	92.34
9.5	45,388,035	1,583,763	0.0349	0.9651	91.32
10.5	39,041,816	2,387,432	0.0612	0.9388	88.13
11.5	30,477,917	3,379,736	0.1109	0.8891	82.74
12.5	26,741,586	4,388,822	0.1641	0.8359	73.56
13.5	18,569,263	2,301,027	0.1239	0.8761	61.49
14.5	12,521,553	381,430	0.0305	0.9695	53.87
15.5	9,255,886	462,699	0.0500	0.9500	52.23
16.5	6,554,360	181,931	0.0278	0.9722	49.62
17.5	3,544,072		0.0000	1.0000	48.24
18.5	832,901		0.0000	1.0000	48.24
19.5					48.24



AQUA PENNSYLVANIA, INC.
ACCOUNT 334.03 METERS - ERTS

ORIGINAL LIFE TABLE

PLACEMENT BAND 1962-2009			EXPERIENCE BAND 2001-2009		
AGE AT BEGIN OF INTERVAL	EXPOSURES AT BEGINNING OF AGE INTERVAL	RETIREMENTS DURING AGE INTERVAL	RETMT RATIO	SURV RATIO	PCT SURV BEGIN OF INTERVAL
0.0	33,023,911		0.0000	1.0000	100.00
0.5	32,077,316		0.0000	1.0000	100.00
1.5	31,206,965		0.0000	1.0000	100.00
2.5	30,248,770		0.0000	1.0000	100.00
3.5	29,265,518	839,226	0.0287	0.9713	100.00
4.5	19,530,997	7,622	0.0004	0.9996	97.13
5.5	12,684,829	556,162	0.0438	0.9562	97.09
6.5	5,602,828		0.0000	1.0000	92.84
7.5	1,163,864		0.0000	1.0000	92.84
8.5	344,602		0.0000	1.0000	92.84
9.5	354,632		0.0000	1.0000	92.84
10.5	3,314		0.0000	1.0000	92.84
11.5	6,985		0.0000	1.0000	92.84
12.5	4,167		0.0000	1.0000	92.84
13.5	3,829		0.0000	1.0000	92.84
14.5	3,184		0.0000	1.0000	92.84
15.5	32,725		0.0000	1.0000	92.84
16.5					92.84
17.5	674		0.0000		
18.5	731		0.0000		
19.5	994		0.0000		
20.5	829		0.0000		
21.5					
22.5					
23.5	580		0.0000		
24.5	250		0.0000		
25.5	547		0.0000		
26.5					
27.5	357		0.0000		
28.5					
29.5					
30.5					
31.5					
32.5					
33.5					
34.5					
35.5					
36.5					
37.5					
38.5					

AQUA PENNSYLVANIA, INC.

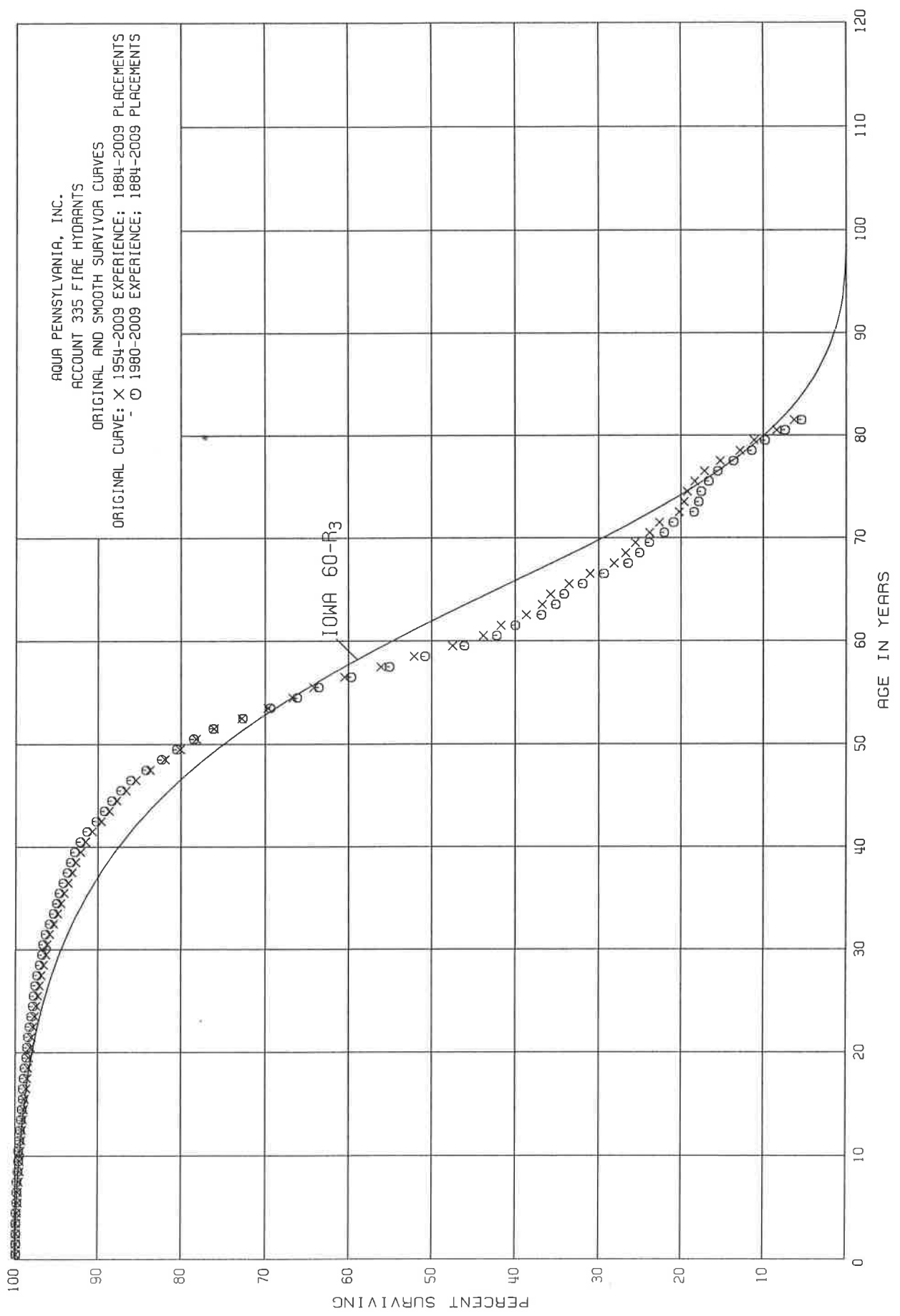
ACCOUNT 334.03 METERS - ERTS

ORIGINAL LIFE TABLE, CONT.

PLACEMENT BAND 1962-2009

EXPERIENCE BAND 2001-2009

AGE AT BEGIN OF INTERVAL	EXPOSURES AT BEGINNING OF AGE INTERVAL	RETIREMENTS DURING AGE INTERVAL	RETMT RATIO	SURV RATIO	PCT SURV BEGIN OF INTERVAL
39.5					
40.5					
41.5					
42.5					
43.5					
44.5					
45.5					
46.5	48		0.0000		
47.5					



AQUA PENNSYLVANIA, INC.

ACCOUNT 335 FIRE HYDRANTS

ORIGINAL LIFE TABLE

PLACEMENT BAND 1884-2009

EXPERIENCE BAND 1954-2009

AGE AT BEGIN OF INTERVAL	EXPOSURES AT BEGINNING OF AGE INTERVAL	RETIREMENTS DURING AGE INTERVAL	RETMT RATIO	SURV RATIO	PCT SURV BEGIN OF INTERVAL
0.0	39,579,786		0.0000	1.0000	100.00
0.5	37,714,861	14,360	0.0004	0.9996	100.00
1.5	34,582,051	15,095	0.0004	0.9996	99.96
2.5	32,728,822	18,168	0.0006	0.9994	99.92
3.5	30,849,649	28,068	0.0009	0.9991	99.86
4.5	29,091,644	12,758	0.0004	0.9996	99.77
5.5	27,298,724	17,864	0.0007	0.9993	99.73
6.5	25,888,367	9,445	0.0004	0.9996	99.66
7.5	23,883,831	21,245	0.0009	0.9991	99.62
8.5	21,823,749	16,316	0.0007	0.9993	99.53
9.5	20,445,170	18,495	0.0009	0.9991	99.46
10.5	19,278,397	10,652	0.0006	0.9994	99.37
11.5	17,908,301	26,321	0.0015	0.9985	99.31
12.5	16,437,234	14,951	0.0009	0.9991	99.16
13.5	15,304,382	16,576	0.0011	0.9989	99.07
14.5	14,670,899	15,782	0.0011	0.9989	98.96
15.5	13,878,259	15,740	0.0011	0.9989	98.85
16.5	13,222,903	15,447	0.0012	0.9988	98.74
17.5	12,465,393	15,815	0.0013	0.9987	98.62
18.5	12,092,233	16,475	0.0014	0.9986	98.49
19.5	11,264,384	15,343	0.0014	0.9986	98.35
20.5	10,819,672	14,716	0.0014	0.9986	98.21
21.5	10,168,075	21,376	0.0021	0.9979	98.07
22.5	9,347,399	17,075	0.0018	0.9982	97.86
23.5	8,874,754	15,869	0.0018	0.9982	97.68
24.5	8,263,300	13,823	0.0017	0.9983	97.50
25.5	8,081,068	17,829	0.0022	0.9978	97.33
26.5	7,814,791	18,021	0.0023	0.9977	97.12
27.5	7,503,015	25,097	0.0033	0.9967	96.90
28.5	7,161,168	19,508	0.0027	0.9973	96.58
29.5	6,810,346	12,390	0.0018	0.9982	96.32
30.5	6,364,564	19,691	0.0031	0.9969	96.15
31.5	5,930,298	28,629	0.0048	0.9952	95.85
32.5	5,814,100	30,466	0.0052	0.9948	95.39
33.5	5,577,700	22,435	0.0040	0.9960	94.89
34.5	5,144,373	21,711	0.0042	0.9958	94.51
35.5	4,758,400	24,026	0.0050	0.9950	94.11
36.5	4,518,442	25,076	0.0055	0.9945	93.64
37.5	4,343,600	22,142	0.0051	0.9949	93.12
38.5	4,093,017	22,562	0.0055	0.9945	92.65

AQUA PENNSYLVANIA, INC.

ACCOUNT 335 FIRE HYDRANTS

ORIGINAL LIFE TABLE, CONT.

PLACEMENT BAND 1884-2009			EXPERIENCE BAND 1954-2009		
AGE AT BEGIN OF INTERVAL	EXPOSURES AT BEGINNING OF AGE INTERVAL	RETIREMENTS DURING AGE INTERVAL	RETMT RATIO	SURV RATIO	PCT SURV BEGIN OF INTERVAL
39.5	3,874,801	27,829	0.0072	0.9928	92.14
40.5	3,721,333	32,179	0.0086	0.9914	91.48
41.5	3,546,289	42,589	0.0120	0.9880	90.69
42.5	3,332,592	38,055	0.0114	0.9886	89.60
43.5	3,106,716	30,828	0.0099	0.9901	88.58
44.5	2,821,080	35,211	0.0125	0.9875	87.70
45.5	2,622,221	35,091	0.0134	0.9866	86.60
46.5	2,466,701	50,510	0.0205	0.9795	85.44
47.5	2,273,244	49,910	0.0220	0.9780	83.69
48.5	2,092,658	44,690	0.0214	0.9786	81.85
49.5	1,857,663	44,245	0.0238	0.9762	80.10
50.5	1,659,259	45,090	0.0272	0.9728	78.19
51.5	1,478,454	62,670	0.0424	0.9576	76.06
52.5	1,298,899	55,440	0.0427	0.9573	72.84
53.5	1,130,316	49,012	0.0434	0.9566	69.73
54.5	944,243	35,683	0.0378	0.9622	66.70
55.5	814,242	46,985	0.0577	0.9423	64.18
56.5	693,186	49,877	0.0720	0.9280	60.48
57.5	598,580	43,452	0.0726	0.9274	56.13
58.5	509,910	44,383	0.0870	0.9130	52.05
59.5	433,115	33,861	0.0782	0.9218	47.52
60.5	393,393	18,744	0.0476	0.9524	43.80
61.5	367,154	26,861	0.0732	0.9268	41.72
62.5	340,584	16,125	0.0473	0.9527	38.67
63.5	324,963	9,275	0.0285	0.9715	36.84
64.5	315,787	19,552	0.0619	0.9381	35.79
65.5	296,849	21,998	0.0741	0.9259	33.57
66.5	275,719	25,829	0.0937	0.9063	31.08
67.5	251,013	12,370	0.0493	0.9507	28.17
68.5	238,882	10,569	0.0442	0.9558	26.78
69.5	228,797	16,483	0.0720	0.9280	25.60
70.5	212,643	10,239	0.0482	0.9518	23.76
71.5	202,635	22,040	0.1088	0.8912	22.61
72.5	180,595	5,109	0.0283	0.9717	20.15
73.5	175,379	3,331	0.0190	0.9810	19.58
74.5	172,797	8,032	0.0465	0.9535	19.21
75.5	169,691	10,888	0.0642	0.9358	18.32
76.5	158,869	17,958	0.1130	0.8870	17.14
77.5	140,926	22,399	0.1589	0.8411	15.20
78.5	119,534	15,762	0.1319	0.8681	12.78

AQUA PENNSYLVANIA, INC.

ACCOUNT 335 FIRE HYDRANTS

ORIGINAL LIFE TABLE, CONT.

PLACEMENT BAND 1884-2009			EXPERIENCE BAND 1954-2009		
AGE AT BEGIN OF INTERVAL	EXPOSURES AT BEGINNING OF AGE INTERVAL	RETIREMENTS DURING AGE INTERVAL	RETMT RATIO	SURV RATIO	PCT SURV BEGIN OF INTERVAL
79.5	103,772	25,024	0.2411	0.7589	11.09
80.5	78,789	20,330	0.2580	0.7420	8.42
81.5	59,062	14,364	0.2432	0.7568	6.25
82.5	44,591	7,146	0.1603	0.8397	4.73
83.5	37,445	4,632	0.1237	0.8763	3.97
84.5	32,813	5,962	0.1817	0.8183	3.48
85.5	26,851	933	0.0347	0.9653	2.85
86.5	25,918	3,758	0.1450	0.8550	2.75
87.5	22,161	2,238	0.1010	0.8990	2.35
88.5	20,030	411	0.0205	0.9795	2.11
89.5	19,512	1,682	0.0862	0.9138	2.07
90.5	18,473	1,461	0.0791	0.9209	1.89
91.5	16,369	1,725	0.1054	0.8946	1.74
92.5	14,644	759	0.0518	0.9482	1.56
93.5	13,885	92	0.0066	0.9934	1.48
94.5	13,793	1,229	0.0891	0.9109	1.47
95.5	12,881	760	0.0590	0.9410	1.34
96.5	12,121	529	0.0436	0.9564	1.26
97.5	12,077	380	0.0315	0.9685	1.21
98.5	11,697	1,779	0.1521	0.8479	1.17
99.5	9,918	1,750	0.1764	0.8236	0.99
100.5	8,168	929	0.1137	0.8863	0.82
101.5	7,240	367	0.0507	0.9493	0.73
102.5	6,873	2,147	0.3124	0.6876	0.69
103.5	4,726	286	0.0605	0.9395	0.47
104.5	4,439	1,191	0.2683	0.7317	0.44
105.5	3,249	756	0.2327	0.7673	0.32
106.5	2,493	99	0.0397	0.9603	0.25
107.5	2,394	172	0.0718	0.9282	0.24
108.5	2,223	151	0.0679	0.9321	0.22
109.5	2,071	60	0.0290	0.9710	0.21
110.5	2,011		0.0000	1.0000	0.20
111.5	2,011	84	0.0418	0.9582	0.20
112.5	1,927	13	0.0067	0.9933	0.19
113.5	1,915	62	0.0324	0.9676	0.19
114.5	1,853	6	0.0032	0.9968	0.18
115.5	1,847	77	0.0417	0.9583	0.18
116.5	1,770	13	0.0073	0.9927	0.17
117.5	1,758	868	0.4937	0.5063	0.17
118.5	890	399	0.4483	0.5517	0.09

AQUA PENNSYLVANIA, INC.

ACCOUNT 335 FIRE HYDRANTS

ORIGINAL LIFE TABLE, CONT.

PLACEMENT BAND 1884-2009

EXPERIENCE BAND 1954-2009

AGE AT BEGIN OF INTERVAL	EXPOSURES AT BEGINNING OF AGE INTERVAL	RETIREMENTS DURING AGE INTERVAL	RETMT RATIO	SURV RATIO	PCT SURV BEGIN OF INTERVAL
119.5	491	206	0.4196	0.5804	0.05
120.5	284	284	1.0000	0.0000	0.03
121.5					0.00

AQUA PENNSYLVANIA, INC.

ACCOUNT 335 FIRE HYDRANTS

ORIGINAL LIFE TABLE

PLACEMENT BAND 1884-2009			EXPERIENCE BAND 1980-2009		
AGE AT BEGIN OF INTERVAL	EXPOSURES AT BEGINNING OF AGE INTERVAL	RETIREMENTS DURING AGE INTERVAL	RETMT RATIO	SURV RATIO	PCT SURV BEGIN OF INTERVAL
0.0	34,772,611		0.0000	1.0000	100.00
0.5	33,103,474	1,758	0.0001	0.9999	100.00
1.5	30,124,239	9,172	0.0003	0.9997	99.99
2.5	28,310,081	8,059	0.0003	0.9997	99.96
3.5	26,576,608	15,363	0.0006	0.9994	99.93
4.5	24,968,080	8,629	0.0003	0.9997	99.87
5.5	23,414,914	13,200	0.0006	0.9994	99.84
6.5	22,136,035	4,046	0.0002	0.9998	99.78
7.5	20,260,285	14,548	0.0007	0.9993	99.76
8.5	18,394,947	12,843	0.0007	0.9993	99.69
9.5	17,210,339	10,713	0.0006	0.9994	99.62
10.5	16,220,980	6,036	0.0004	0.9996	99.56
11.5	14,989,088	19,748	0.0013	0.9987	99.52
12.5	13,679,402	11,051	0.0008	0.9992	99.39
13.5	12,719,751	11,354	0.0009	0.9991	99.31
14.5	12,304,348	10,786	0.0009	0.9991	99.22
15.5	11,669,702	8,447	0.0007	0.9993	99.13
16.5	11,147,998	12,021	0.0011	0.9989	99.06
17.5	10,557,913	8,945	0.0008	0.9992	98.95
18.5	10,355,172	13,585	0.0013	0.9987	98.87
19.5	9,696,654	14,154	0.0015	0.9985	98.74
20.5	9,435,129	11,527	0.0012	0.9988	98.59
21.5	8,955,426	19,145	0.0021	0.9979	98.47
22.5	8,280,240	14,444	0.0017	0.9983	98.26
23.5	7,932,173	13,465	0.0017	0.9983	98.09
24.5	7,450,056	11,302	0.0015	0.9985	97.92
25.5	7,376,485	15,773	0.0021	0.9979	97.77
26.5	7,206,447	15,257	0.0021	0.9979	97.56
27.5	6,949,956	21,858	0.0031	0.9969	97.36
28.5	6,666,349	17,310	0.0026	0.9974	97.06
29.5	6,356,278	10,951	0.0017	0.9983	96.81
30.5	5,957,083	17,695	0.0030	0.9970	96.65
31.5	5,561,056	27,054	0.0049	0.9951	96.36
32.5	5,465,874	28,313	0.0052	0.9948	95.89
33.5	5,241,731	19,508	0.0037	0.9963	95.39
34.5	4,816,280	18,525	0.0038	0.9962	95.04
35.5	4,439,413	21,939	0.0049	0.9951	94.68
36.5	4,205,653	22,157	0.0053	0.9947	94.22
37.5	4,042,063	19,873	0.0049	0.9951	93.72
38.5	3,811,210	20,572	0.0054	0.9946	93.26

AQUA PENNSYLVANIA, INC.

ACCOUNT 335 FIRE HYDRANTS

ORIGINAL LIFE TABLE, CONT.

PLACEMENT BAND 1884-2009			EXPERIENCE BAND 1980-2009		
AGE AT BEGIN OF INTERVAL	EXPOSURES AT BEGINNING OF AGE INTERVAL	RETIREMENTS DURING AGE INTERVAL	RETMT RATIO	SURV RATIO	PCT SURV BEGIN OF INTERVAL
39.5	3,606,354	25,165	0.0070	0.9930	92.76
40.5	3,463,349	29,301	0.0085	0.9915	92.11
41.5	3,296,255	40,163	0.0122	0.9878	91.33
42.5	3,095,816	35,204	0.0114	0.9886	90.22
43.5	2,875,591	27,966	0.0097	0.9903	89.19
44.5	2,596,131	32,640	0.0126	0.9874	88.32
45.5	2,402,459	32,376	0.0135	0.9865	87.21
46.5	2,247,453	48,036	0.0214	0.9786	86.03
47.5	2,059,234	46,510	0.0226	0.9774	84.19
48.5	1,888,112	42,191	0.0223	0.9777	82.29
49.5	1,672,834	41,735	0.0249	0.9751	80.45
50.5	1,499,321	43,123	0.0288	0.9712	78.45
51.5	1,334,207	61,005	0.0457	0.9543	76.19
52.5	1,172,998	53,877	0.0459	0.9541	72.71
53.5	1,022,858	46,391	0.0454	0.9546	69.37
54.5	857,133	33,811	0.0394	0.9606	66.22
55.5	736,461	45,247	0.0614	0.9386	63.61
56.5	627,828	47,963	0.0764	0.9236	59.70
57.5	541,817	42,557	0.0785	0.9215	55.14
58.5	459,627	42,885	0.0933	0.9067	50.81
59.5	385,539	32,398	0.0840	0.9160	46.07
60.5	348,006	18,036	0.0518	0.9482	42.20
61.5	326,200	25,407	0.0779	0.9221	40.01
62.5	302,725	13,816	0.0456	0.9544	36.89
63.5	290,434	8,179	0.0282	0.9718	35.21
64.5	283,041	18,591	0.0657	0.9343	34.22
65.5	266,515	21,360	0.0801	0.9199	31.97
66.5	247,129	24,654	0.0998	0.9002	29.41
67.5	223,932	11,874	0.0530	0.9470	26.47
68.5	213,580	10,182	0.0477	0.9523	25.07
69.5	206,064	16,123	0.0782	0.9218	23.87
70.5	191,716	9,829	0.0513	0.9487	22.00
71.5	182,987	21,962	0.1200	0.8800	20.87
72.5	163,448	4,822	0.0295	0.9705	18.37
73.5	160,826	3,215	0.0200	0.9800	17.83
74.5	161,343	7,939	0.0492	0.9508	17.47
75.5	159,905	10,837	0.0678	0.9322	16.61
76.5	149,591	17,916	0.1198	0.8802	15.48
77.5	134,953	22,253	0.1649	0.8351	13.63
78.5	114,050	15,579	0.1366	0.8634	11.38

AQUA PENNSYLVANIA, INC.

ACCOUNT 335 FIRE HYDRANTS

ORIGINAL LIFE TABLE, CONT.

PLACEMENT BAND 1884-2009

EXPERIENCE BAND 1980-2009

AGE AT BEGIN OF INTERVAL	EXPOSURES AT BEGINNING OF AGE INTERVAL	RETIREMENTS DURING AGE INTERVAL	RETMT RATIO	SURV RATIO	PCT SURV BEGIN OF INTERVAL
79.5	98,994	25,016	0.2527	0.7473	9.83
80.5	74,814	20,330	0.2717	0.7283	7.35
81.5	55,424	14,364	0.2592	0.7408	5.35
82.5	41,124	7,111	0.1729	0.8271	3.96
83.5	34,245	4,476	0.1307	0.8693	3.28
84.5	29,778	5,962	0.2002	0.7998	2.85
85.5	23,816	933	0.0392	0.9608	2.28
86.5	23,055	3,758	0.1630	0.8370	2.19
87.5	19,403	2,200	0.1134	0.8866	1.83
88.5	17,516	411	0.0235	0.9765	1.62
89.5	17,095	1,682	0.0984	0.9016	1.58
90.5	16,190	1,461	0.0902	0.9098	1.42
91.5	14,099	1,504	0.1067	0.8933	1.29
92.5	13,463	759	0.0564	0.9436	1.15
93.5	13,290	92	0.0069	0.9931	1.09
94.5	13,417	1,229	0.0916	0.9084	1.08
95.5	12,881	760	0.0590	0.9410	0.98
96.5	12,121	529	0.0436	0.9564	0.92
97.5	12,077	380	0.0315	0.9685	0.88
98.5	11,697	1,779	0.1521	0.8479	0.85
99.5	9,918	1,750	0.1764	0.8236	0.72
100.5	8,168	929	0.1137	0.8863	0.59
101.5	7,240	367	0.0507	0.9493	0.52
102.5	6,873	2,147	0.3124	0.6876	0.49
103.5	4,726	286	0.0605	0.9395	0.34
104.5	4,439	1,191	0.2683	0.7317	0.32
105.5	3,249	756	0.2327	0.7673	0.23
106.5	2,493	99	0.0397	0.9603	0.18
107.5	2,394	172	0.0718	0.9282	0.17
108.5	2,223	151	0.0679	0.9321	0.16
109.5	2,071	60	0.0290	0.9710	0.15
110.5	2,011		0.0000	1.0000	0.15
111.5	2,011	84	0.0418	0.9582	0.15
112.5	1,927	13	0.0067	0.9933	0.14
113.5	1,915	62	0.0324	0.9676	0.14
114.5	1,853	6	0.0032	0.9968	0.14
115.5	1,847	77	0.0417	0.9583	0.14
116.5	1,770	13	0.0073	0.9927	0.13
117.5	1,758	868	0.4937	0.5063	0.13
118.5	890	399	0.4483	0.5517	0.07

AQUA PENNSYLVANIA, INC.

ACCOUNT 335 FIRE HYDRANTS

ORIGINAL LIFE TABLE, CONT.

PLACEMENT BAND 1884-2009			EXPERIENCE BAND 1980-2009			
AGE AT BEGIN OF INTERVAL	EXPOSURES AT BEGINNING OF AGE INTERVAL	RETIREMENTS DURING AGE INTERVAL	RETMT RATIO	SURV RATIO	PCT SURV BEGIN OF INTERVAL	
119.5	491	206	0.4196	0.5804	0.04	
120.5	284	284	1.0000	0.0000	0.02	
121.5					0.00	