

UGI Utilities, Inc.
2525 North 12th Street
Suite 360
Post Office Box 12677
Reading, PA 19612-2677
(610) 796-3400 Telephone

FEDERAL EXPRESS

July 1, 2013

Ms. Rosemary Chiavetta, Secretary
Pennsylvania Public Utility Commission
Commonwealth Keystone Building
400 North St.
Harrisburg, PA 17120

RECEIVED

JUL - 1 2013

PA PUBLIC UTILITY COMMISSION
SECRETARY'S BUREAU

Dear Secretary Chiavetta:

Re: UGI Utilities, Inc. – Electric Division’s Energy Efficiency and Conservation Plan (EEC) Rider Reconciliation Statement for the Period June 1, 2012 through May 31, 2013.

In accordance with the filing requirements under Section 1307(c) of the Public Utility Code, UGI Utilities, Inc. – Electric Division hereby files an original reconciliation statement of Revenues and Expenses for the Company’s Energy Efficiency and Conservation Program for the twelve months ended May 2013.

Copies of this statement have been served on the parties listed on the attached certificate of service.

If you need any further information, please contact Abigail J. Hemmerich at 610-796-3431 or via email at ahemmerich@ugi.com.

Sincerely,

A handwritten signature in black ink, appearing to read 'Paul J. Szykman'.

Paul J. Szykman
Vice President – Rates

Enclosures

UGI Utilities, Inc. - Electric Division
 Electric Energy Efficiency and Conservation Rider
 Annual Reconciliation
 Class 1: Residential
 12 Months Ended May 31, 2013

Month	Year	Actual/ Estimate	Sales kWh	EEC Rate ¢/kWh	EEC Net Revenue	Reconciliation Costs								Total Expense	EEC Expense Over / (Under) Collection	
						Labor & Admin	Misc. Service	Appliance Recycling	Appliance Rebates	Fuel Switch	CFL Bulb	School Energy Education	Customer Education			Amortized Expenses
June	2012	A	39,005,640	0.119	\$ 46,245	\$ -	\$ -	\$ 495	\$ 1,485	\$ 5,233	\$ 1,485	\$ 660	\$ -	\$ 4,571	\$ 13,930	\$ 32,315
July	2012	A	48,231,508	0.216	\$ 104,091	\$ 17,692	\$ -	\$ -	\$ 565	\$ 2,555	\$ -	\$ -	\$ -	\$ 10,288	\$ 31,101	\$ 72,991
August	2012	A	46,381,936	0.216	\$ 100,136	\$ 7,165	\$ -	\$ 11,842	\$ 6,474	\$ 5,916	\$ 144	\$ 144	\$ -	\$ 9,898	\$ 41,583	\$ 58,554
September	2012	A	40,300,252	0.216	\$ 87,041	\$ 6,296	\$ -	\$ 9,558	\$ 6,479	\$ 50,385	\$ 15,432	\$ -	\$ -	\$ 8,603	\$ 96,754	\$ (9,712)
October	2012	A	34,932,662	0.216	\$ 75,424	\$ 6,909	\$ -	\$ 8,745	\$ 22,983	\$ 4,799	\$ 7,845	\$ 49,107	\$ -	\$ 7,455	\$ 107,844	\$ (32,420)
November	2012	A	40,936,687	0.216	\$ 88,371	\$ 7,863	\$ -	\$ 5,564	\$ 10,724	\$ 595	\$ 11,266	\$ -	\$ -	\$ 8,735	\$ 44,746	\$ 43,625
December	2012	A	54,290,781	0.216	\$ 117,228	\$ 4,184	\$ 4,995	\$ 3,139	\$ 9,148	\$ 520	\$ 11,314	\$ 18,843	\$ -	\$ 11,587	\$ 63,730	\$ 53,498
January	2013	A	57,781,420	0.216	\$ 124,768	\$ 6,338	\$ -	\$ 4,280	\$ 10,077	\$ 550	\$ 8,266	\$ -	\$ -	\$ 12,332	\$ 41,842	\$ 82,926
February	2013	A	59,743,379	0.211	\$ 125,880	\$ (1,569)	\$ 4,293	\$ 2,853	\$ 8,903	\$ (42,632)	\$ 15,432	\$ -	\$ -	\$ 83,467	\$ 70,747	\$ 55,133
March	2013	A	54,820,884	0.223	\$ 122,274	\$ 8,837	\$ (9,288)	\$ 999	\$ 4,742	\$ 4,843	\$ 11,834	\$ -	\$ -	\$ (64,055)	\$ (42,090)	\$ 164,364
April	2013	A	45,540,506	0.216	\$ 98,418	\$ 5,525	\$ -	\$ 3,709	\$ 22,809	\$ 16,963	\$ -	\$ -	\$ 1,158	\$ 9,288	\$ 59,453	\$ 38,966
May	2013	A	33,168,993	0.216	\$ 71,537	\$ 7,576	\$ -	\$ 2,996	\$ 4,650	\$ 2,245	\$ 8,938	\$ -	\$ -	\$ 9,288	\$ 35,693	\$ 35,844
Total			555,134,648		\$ 1,161,415	\$ 76,817	\$ -	\$ 54,180	\$ 109,039	\$ 51,972	\$ 91,956	\$ 68,754	\$ 1,158	\$ 111,457	\$ 565,333	\$ 596,082

RECEIVED

JUL - 1 2013

PA PUBLIC UTILITY COMMISSION
 SECRETARY'S BUREAU

UGI Utilities, Inc. - Electric Division
 Electric Energy Efficiency and Conservation Rider
 Annual Reconciliation
 Class 2: Small Commercial & Industrial
 12 Months Ended May 31, 2013

Month	Year	Actual/ Estimate	Sales kWh	EEC Rate ¢/kWh	EEC Net Revenue	Reconciliation Costs							Total Expense	EEC Expense Over / (Under) Collection	
						Labor & Admin	Misc. Service	Appliance Rebates	HVAC Tune-Up	Custom Applications	CHP	Customer Education			Amortized Expenses
June	2012	A	13,339,662	0.193	\$ 25,704	\$ -	\$ -	\$ -	\$ 621	\$ 1,211	\$ 1,272	\$ -	\$ 2,334	\$ 5,437	\$ 20,267
July	2012	A	14,406,749	0.346	\$ 49,880	\$ -	\$ -	\$ -	\$ -	\$ -	\$ -	\$ -	\$ 4,528	\$ 4,528	\$ 45,352
August	2012	A	14,135,601	0.346	\$ 48,891	\$ 3,582	\$ -	\$ 3,539	\$ 119	\$ 6,302	\$ 1,032	\$ -	\$ 4,439	\$ 19,013	\$ 29,877
September	2012	A	13,308,905	0.346	\$ 46,056	\$ 3,148	\$ -	\$ 5,956	\$ 15,134	\$ -	\$ -	\$ -	\$ 4,181	\$ 28,420	\$ 17,636
October	2012	A	11,335,610	0.346	\$ 39,212	\$ 3,455	\$ -	\$ 4,112	\$ 7,639	\$ 469	\$ -	\$ -	\$ 3,560	\$ 19,234	\$ 19,978
November	2012	A	11,789,307	0.346	\$ 40,778	\$ 3,931	\$ -	\$ -	\$ -	\$ -	\$ -	\$ -	\$ 3,702	\$ 7,633	\$ 33,145
December	2012	A	13,384,435	0.346	\$ 46,296	\$ 2,092	\$ 2,498	\$ -	\$ -	\$ -	\$ -	\$ -	\$ 4,203	\$ 8,792	\$ 37,504
January	2013	A	13,598,142	0.346	\$ 47,036	\$ 3,169	\$ -	\$ 3,552	\$ 7,567	\$ 22,949	\$ -	\$ -	\$ 4,270	\$ 41,507	\$ 5,529
February	2013	A	14,475,895	0.360	\$ 52,117	\$ 8,062	\$ 1,703	\$ 32,157	\$ (1,688)	\$ 15,645	\$ (2,304)	\$ -	\$ 40,200	\$ 93,775	\$ (41,658)
March	2013	A	13,354,565	0.332	\$ 44,337	\$ 4,418	\$ (4,200)	\$ 50	\$ 1,892	\$ (35,562)	\$ (1)	\$ -	\$ (29,410)	\$ (62,812)	\$ 107,150
April	2013	A	13,124,313	0.346	\$ 45,420	\$ 2,763	\$ -	\$ 10,848	\$ -	\$ 3,602	\$ -	\$ 115	\$ 4,201	\$ 21,528	\$ 23,892
May	2013	A	11,631,534	0.345	\$ 40,122	\$ 3,788	\$ -	\$ -	\$ 3,784	\$ 34,373	\$ -	\$ -	\$ 4,201	\$ 46,145	\$ (6,023)
Total			157,884,718		\$ 525,849	\$ 38,408	\$ -	\$ 60,214	\$ 35,067	\$ 48,988	\$ -	\$ 115	\$ 50,408	\$ 233,200	\$ 292,649

UGI Utilities, Inc. - Electric Division
 Electric Energy Efficiency and Conservation Rider
 Annual Reconciliation
 Class 3: Large Commercial & Industrial
 12 Months Ended May 31, 2013

Month	Year	Actual/ Estimate	Sales kWh	EEC Rate ¢/kWh	EEC Net Revenue	Reconciliation Costs							Total Expense	EEC Expense Over / (Under) Collection
						Labor & Admin	Misc. Service	Appliance Rebates	HVAC Tune-Up	Custom Applications	CHP	Amortized Expenses		
June	2012	A	22,893,372	0.039	\$ 9,008	\$ -	\$ -	\$ 2,730	\$ 1,030	\$ 2,018	\$ 450	\$ 816	\$ 7,044	\$ 1,964
July	2012	A	24,536,018	0.310	\$ 76,013	\$ -	\$ -	\$ 565	\$ -	\$ -	\$ -	\$ 6,889	\$ 7,454	\$ 68,559
August	2012	A	25,163,842	0.192	\$ 48,375	\$ 3,582	\$ 26,231	\$ -	\$ 119	\$ 902	\$ 413	\$ 4,384	\$ 35,632	\$ 12,743
September	2012	A	23,590,337	0.192	\$ 45,350	\$ 3,148	\$ -	\$ -	\$ -	\$ -	\$ -	\$ 4,110	\$ 7,258	\$ 38,092
October	2012	A	22,755,486	0.192	\$ 43,745	\$ 3,455	\$ -	\$ -	\$ 72	\$ 129	\$ 167	\$ 3,964	\$ 7,787	\$ 35,958
November	2012	A	21,909,971	0.192	\$ 42,119	\$ 3,931	\$ -	\$ 3,730	\$ 7,567	\$ 1,852	\$ -	\$ 3,817	\$ 20,897	\$ 21,222
December	2012	A	22,447,141	0.192	\$ 43,152	\$ 2,092	\$ 2,498	\$ 3,581	\$ 7,567	\$ -	\$ -	\$ 3,911	\$ 19,649	\$ 23,503
January	2013	A	23,748,101	0.192	\$ 45,653	\$ 3,169	\$ -	\$ -	\$ -	\$ -	\$ -	\$ 4,137	\$ 7,306	\$ 38,347
February	2013	A	22,893,064	0.194	\$ 44,317	\$ 4,131	\$ (24,693)	\$ (10,041)	\$ 13,037	\$ 33,463	\$ 6,089	\$ 36,584	\$ 58,570	\$ (14,253)
March	2013	A	22,952,818	0.190	\$ 43,628	\$ 8,349	\$ (4,035)	\$ (566)	\$ 1,892	\$ 35,563	\$ (3,784)	\$ (28,253)	\$ 9,167	\$ 34,461
April	2013	A	23,064,476	0.192	\$ 44,320	\$ 2,763	\$ -	\$ -	\$ -	\$ -	\$ -	\$ 4,036	\$ 6,798	\$ 37,521
May	2013	A	23,454,819	0.192	\$ 45,015	\$ 3,788	\$ -	\$ -	\$ 3,784	\$ -	\$ -	\$ 4,036	\$ 11,607	\$ 33,408
Total			279,409,445		\$ 530,694	\$ 38,408	\$ -	\$ -	\$ 35,067	\$ 73,927	\$ 3,335	\$ 48,431	\$ 199,169	\$ 331,525

CERTIFICATE OF SERVICE

I hereby certify that I have, this 1st day of July 2013, served a true and correct copy of the foregoing document in the manner and upon the persons listed below in accordance with requirements of 52 Pa. Code §1.54 (relating to service by a participant):

VIA EXPRESS MAIL:

Tanya J. McCloskey
Acting Consumer Advocate
Office Of Consumer Advocate
555 Walnut Street
5th Floor, Forum Place
Harrisburg, PA 17101-1921

Steven C. Gray
Assistant Small Business Advocate
Office of Small Business Advocate
Suite 1102, Commerce Building
300 North Second Street
Harrisburg, PA 17101

Charles Daniel Shields, Esquire
Bureau of Investigation & Enforcement
Pennsylvania Public Utility Commission
Commonwealth Keystone Building
400 North Street
Harrisburg, PA 17120

M. Carl Lesney, Director
Bureau of Audits
Pennsylvania Public Utility Commission
Commonwealth Keystone Building
400 North Street
Harrisburg, PA 17120


Pamela C. Polacek, Esquire
McNees Wallace & Nurick LLC
100 Pine Street
P.O. Box 1166
Harrisburg, PA 17108-1166

Kenneth L. Mickens, Esquire
316 Yorkshire Drive
Harrisburg, PA 17111

RECEIVED

JUL -1 2013

PA PUBLIC UTILITY COMMISSION
SECRETARY'S BUREAU


Paul J. Szykman

From: (610) 796-3417
DORIS E GERNERT
UGI UTILITIES, INC
2525 N. 12th Street
Suite 360
READING, PA 19605

Origin ID: RDGA



J13111302120326

Ship Date: 01JUL13
ActWgt: 1.0 LB
CAD: 104322464/NET3370

Delivery Address Bar Code



SHIP TO: (000) 000-0000


BILL SENDER

Rosemary Chiavetta
Pennsylvania Public Utility Comm.
400 NORTH ST
COMMONWEALTH KEYSTONE BUILDING
HARRISBURG, PA 17120

Ref # P. Szykman
Invoice #
PO #
Dept #


TUE - 02 JUL 3:00P
STANDARD OVERNIGHT

TRK# 7961 3439 3105
0201



EN MDTA

17120
PA-US
MDT



518G1/AA0493AB

After printing this label:

1. Use the 'Print' button on this page to print your label to your laser or inkjet printer.
2. Fold the printed page along the horizontal line.
3. Place label in shipping pouch and affix it to your shipment so that the barcode portion of the label can be read and scanned.

Warning: Use only the printed original label for shipping. Using a photocopy of this label for shipping purposes is fraudulent and could result in additional billing charges, along with the cancellation of your FedEx account number.

Use of this system constitutes your agreement to the service conditions in the current FedEx Service Guide, available on fedex.com. FedEx will not be responsible for any claim in excess of \$100 per package, whether the result of loss, damage, delay, non-delivery, misdelivery, or misinformation, unless you declare a higher value, pay an additional charge, document your actual loss and file a timely claim. Limitations found in the current FedEx Service Guide apply. Your right to recover from FedEx for any loss, including intrinsic value of the package, loss of sales, income interest, profit, attorney's fees, costs, and other forms of damage whether direct, incidental, consequential, or special is limited to the greater of \$100 or the authorized declared value. Recovery cannot exceed actual documented loss. Maximum for items of extraordinary value is \$1,000, e.g. jewelry, precious metals, negotiable instruments and other items listed in our Service Guide. Written claims must be filed within strict time limits, see current FedEx Service Guide.