

NATIONAL FUEL GAS DISTRIBUTION CORPORATION

National Fuel Gas Distribution Corporation hereby provides its monthly supply mix summaries for the twelve-months ended November 30, 2014.

Please see pages 2 through 25.

Date: 12/31/2014 11:53:04 AM
 User: maltbie

National Fuel Gas Distribution Corporation
 Supply Mix Report by Price Timing (PA)
 12-01-2013 To 12-31-2013

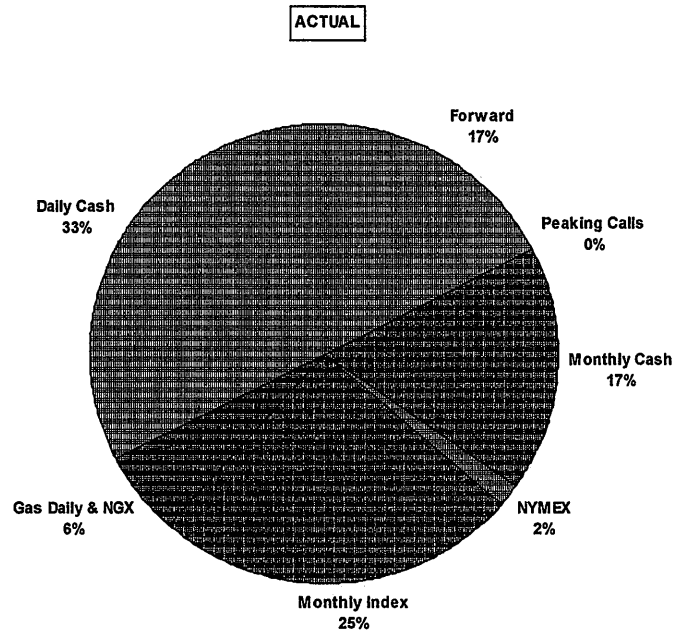
Version: 2.0.0
 Database: SRVMAIN192_GMI

Supplier	P/L	Order Beginning	Order Ending	Avg Rate /Dth	Monthly NY Dth	Monthly PA Dth	Total Dth (Monthly)	Monthly NY Cost	Monthly PA Cost	Total Cost (Monthly)	Contract Type	Pricing Mechanism	Price Timing	Supply Portfolio	Supply Source
Total: Cash				3.4811	0	345,054	345,054	\$0.00	\$1,201,157.00	\$1,201,157.00					
Total: Day-to-Day				3.9367	0	644,768	644,768	\$0.00	\$2,538,244.11	\$2,538,244.11					
Total: Forward				3.9541	0	344,100	344,100	\$0.00	\$1,380,605.81	\$1,380,605.81					
Total: Gas Daily				3.9125	0	113,000	113,000	\$0.00	\$442,110.00	\$442,110.00					
Total: Monthly Index				3.6157	0	501,837	501,837	\$0.00	\$1,814,494.98	\$1,814,494.98					
Total: NYMEX				3.5780	0	31,000	31,000	\$0.00	\$110,918.00	\$110,918.00					
Grand Total:				3.7719	0	1,979,759	1,979,759	\$0.00	\$7,467,529.80	\$7,467,529.90					

NATIONAL FUEL GAS DISTRIBUTION CORPORATION
Supply Mix Summary Report
Price Timing (PA)
For 12-01-2013 To 12-31-2013

12/31/2014
11:41:08 AM

Actual Purchases	Daily	
I. Forward		
- Fixed Price	11,100 Dth	17%
- Peaking Calls	0 Dth	0%
Subtotal:	11,100 Dth	17%
II. Monthly		
- Cash	11,131 Dth	17%
- NYMEX	1,000 Dth	2%
- Index	16,188 Dth	25%
Subtotal:	28,319 Dth	44%
III. Daily		
- GDA & NGX	3,645 Dth	6%
- Cash	20,799 Dth	33%
Subtotal:	24,444 Dth	39%
Total	63,863 Dth	100%



Date: 12/31/2014 11:53:42 AM
 User: maltbie

National Fuel Gas Distribution Corporation
 Supply Mix Report by Price Timing (PA)
 01-01-2014 To 01-31-2014

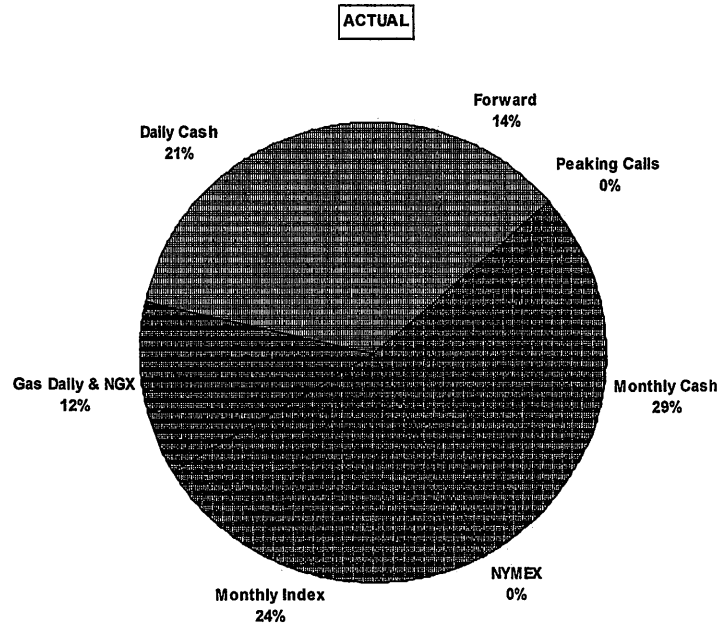
Version: 2.0.0
 Database: SRVMAN192_GMII

Supplier	P/L	Order Beginning	Order Ending	Avg Rate /Dth	Monthly NY Dth	Monthly PA Dth	Total Dth (Monthly)	Monthly NY Cost	Monthly PA Cost	Total Cost (Monthly)	Contract Type	Pricing Mechanism	Price Timing	Supply Portfolio	Supply Source
Total: Cash				3.8679	0	718,739	718,739	\$0.00	\$2,779,998.78	\$2,779,998.78					
Total: Day-to-Day				4.7022	0	533,917	533,917	\$0.00	\$2,510,587.59	\$2,510,587.59					
Total: Forward				4.0699	0	344,100	344,100	\$0.00	\$1,400,452.59	\$1,400,452.59					
Total: Gas Daily				4.7831	0	312,195	312,195	\$0.00	\$1,493,262.26	\$1,493,262.26					
Total: Monthly Index				3.9530	0	600,379	600,379	\$0.00	\$2,373,289.48	\$2,373,289.48					
Grand Total:				4.2073	0	2,509,330	2,509,330	\$0.00	\$10,557,590.70	\$10,557,590.70					

NATIONAL FUEL GAS DISTRIBUTION CORPORATION
Supply Mix Summary Report
Price Timing (PA)
For 01-01-2014 To 01-31-2014

12/31/2014
11:42:18 AM

Actual Purchases	Daily	
I. Forward		
- Fixed Price	11,100 Dth	14%
- Peaking Calls	0 Dth	0%
Subtotal:	11,100 Dth	14%
II. Monthly		
- Cash	23,185 Dth	29%
- NYMEX	0 Dth	0%
- Index	19,367 Dth	24%
Subtotal:	42,552 Dth	53%
III. Daily		
- GDA & NGX	10,071 Dth	12%
- Cash	17,223 Dth	21%
Subtotal:	27,294 Dth	33%
Total	80,946 Dth	100%



Date: 12/31/2014 11:54:03 AM
 User: maltbie

**National Fuel Gas Distribution Corporation
 Supply Mix Report by Price Timing (PA)
 02-01-2014 To 02-28-2014**

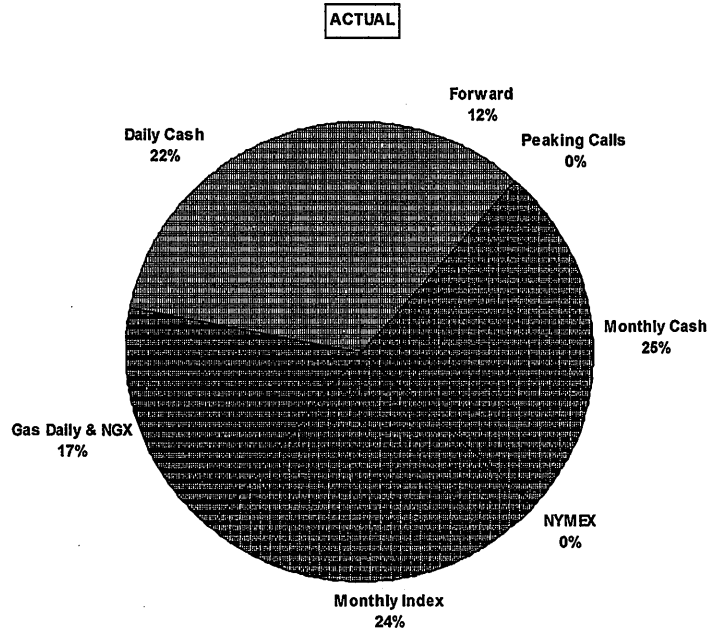
Version: 2.0.0
 Database: SRVMAIN192_GMII

Supplier	P/L	Order Beginning	Order Ending	Avg Rate /Dth	Monthly NY Dth	Monthly PA Dth	Total Dth (Monthly)	Monthly NY Cost	Monthly PA Cost	Total Cost (Monthly)	Contract Type	Pricing Mechanism	Price Timing	Supply Portfolio	Supply Source
		Total: Cash		5.0764	0	668,238	668,238	\$0.00	\$3,392,256.00	\$3,392,256.00					
		Total: Day-to-Day		5.9819	0	585,423	585,423	\$0.00	\$3,501,949.17	\$3,501,949.17					
		Total: Forward		4.0511	0	310,638	310,638	\$0.00	\$1,258,425.60	\$1,258,425.60					
		Total: Gas Daily		5.9815	0	457,760	457,760	\$0.00	\$2,728,954.06	\$2,728,954.06					
		Total: Monthly Index		5.6121	0	654,233	654,233	\$0.00	\$3,671,617.14	\$3,671,617.14					
Grand Total:				5.4378	0	2,676,292	2,676,292	\$0.00	\$14,553,201.97	\$14,553,201.97					

NATIONAL FUEL GAS DISTRIBUTION CORPORATION
Supply Mix Summary Report
Price Timing (PA)
For 02-01-2014 To 02-28-2014

12/31/2014
11:42:44 AM

Actual Purchases	Daily	
I. Forward		
- Fixed Price	11,094 Dth	12%
- Peaking Calls	0 Dth	0%
Subtotal:	11,094 Dth	12%
II. Monthly		
- Cash	23,866 Dth	25%
- NYMEX	0 Dth	0%
- Index	23,365 Dth	24%
Subtotal:	47,231 Dth	49%
III. Daily		
- GDA & NGX	16,349 Dth	17%
- Cash	20,908 Dth	22%
Subtotal:	37,257 Dth	39%
Total	95,582 Dth	100%



Date: 12/31/2014 11:54:26 AM
 User: maltble

**National Fuel Gas Distribution Corporation
 Supply Mix Report by Price Timing (PA)
 03-01-2014 To 03-31-2014**

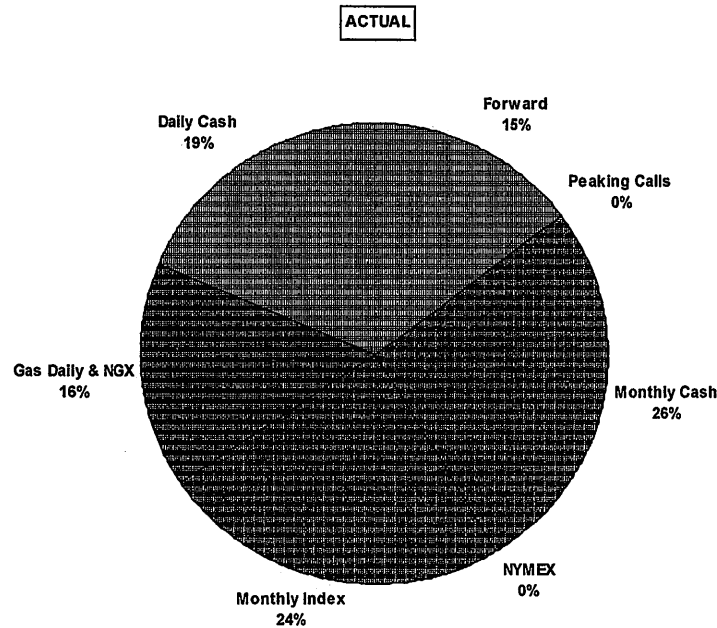
Version: 2.0.0
 Database: SRVMAIN192_GMII

<u>Supplier</u>	<u>P/L</u>	<u>Order Beginning</u>	<u>Order Ending</u>	<u>Avg Rate /Dth</u>	<u>Monthly NY Dth</u>	<u>Monthly PA Dth</u>	<u>Total Dth (Monthly)</u>	<u>Monthly NY Cost</u>	<u>Monthly PA Cost</u>	<u>Total Cost (Monthly)</u>	<u>Contract Type</u>	<u>Pricing Mechanism</u>	<u>Price Timing</u>	<u>Supply Portfolio</u>	<u>Supply Source</u>
Total: Cash				5.0590	0	553,186	553,186	\$0.00	\$2,798,543.60	\$2,798,543.60					
Total: Day-to-Day				4.7546	0	391,785	391,785	\$0.00	\$1,862,787.20	\$1,862,787.20					
Total: Forward				4.0060	0	310,000	310,000	\$0.00	\$1,241,860.00	\$1,241,860.00					
Total: Gas Daily				5.1182	0	329,225	329,225	\$0.00	\$1,684,383.14	\$1,684,383.14					
Total: Monthly Index				4.8141	0	505,374	505,374	\$0.00	\$2,432,931.68	\$2,432,931.68					
Grand Total:				4.7955	0	2,089,570	2,089,570	\$0.00	\$10,020,505.62	\$10,020,505.62					

NATIONAL FUEL GAS DISTRIBUTION CORPORATION
Supply Mix Summary Report
Price Timing (PA)
For 03-01-2014 To 03-31-2014

12/31/2014
11:43:07 AM

Actual Purchases	Daily	
I. Forward		
- Fixed Price	10,000 Dth	15%
- Peaking Calls	0 Dth	0%
Subtotal:	10,000 Dth	15%
II. Monthly		
- Cash	17,845 Dth	26%
- NYMEX	0 Dth	0%
- Index	16,302 Dth	24%
Subtotal:	34,147 Dth	50%
III. Daily		
- GDA & NGX	10,620 Dth	16%
- Cash	12,638 Dth	19%
Subtotal:	23,258 Dth	35%
Total	67,405 Dth	100%



Date: 12/31/2014 11:54:44 AM
 User: maltble

National Fuel Gas Distribution Corporation
 Supply Mix Report by Price Timing (PA)
 04-01-2014 To 04-30-2014

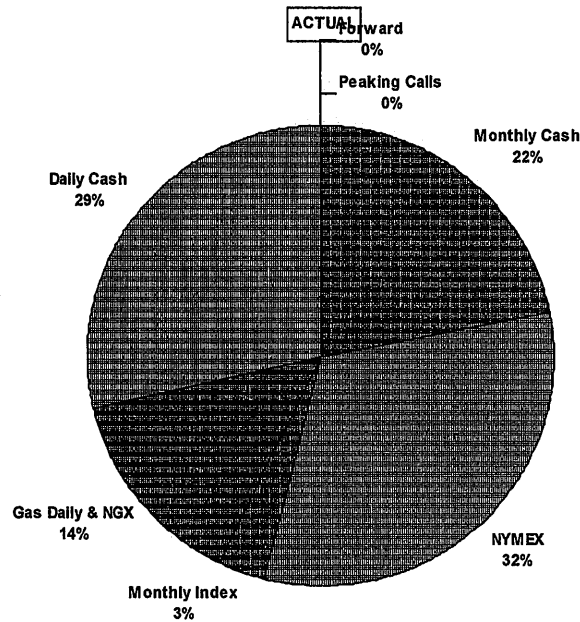
Version: 2.0.0
 Database: SRVMAIN192_GMII

Supplier	P/L	Order Beginning	Order Ending	Avg Rate /Dth	Monthly NY Dth	Monthly PA Dth	Total Dth (Monthly)	Monthly NY Cost	Monthly PA Cost	Total Cost (Monthly)	Contract Type	Pricing Mechanism	Price Timing	Supply Portfolio	Supply Source
Total: Cash				4.2610	0	482,142	482,142	\$0.00	\$2,054,400.00	\$2,054,400.00					
Total: Day-to-Day				4.4123	0	632,324	632,324	\$0.00	\$2,789,982.28	\$2,789,982.28					
Total: Gas Daily				4.5140	0	311,000	311,000	\$0.00	\$1,403,845.00	\$1,403,845.00					
Total: Monthly Index				4.3342	0	72,568	72,568	\$0.00	\$314,522.32	\$314,522.32					
Total: NYMEX				4.0910	0	705,732	705,732	\$0.00	\$2,887,148.08	\$2,887,148.08					
Grand Total:				4.2881	0	2,203,766	2,203,766	\$0.00	\$9,449,897.68	\$9,449,897.68					

NATIONAL FUEL GAS DISTRIBUTION CORPORATION
Supply Mix Summary Report
Price Timing (PA)
For 04-01-2014 To 04-30-2014

12/31/2014
11:43:32 AM

Actual Purchases	Daily	
I. Forward		
- Fixed Price	0 Dth	0%
- Peaking Calls	0 Dth	0%
Subtotal:	0 Dth	0%
II. Monthly		
- Cash	16,071 Dth	22%
- NYMEX	23,524 Dth	32%
- Index	2,419 Dth	3%
Subtotal:	42,015 Dth	57%
III. Daily		
- GDA & NGX	10,367 Dth	14%
- Cash	21,077 Dth	29%
Subtotal:	31,444 Dth	43%
Total	73,459 Dth	100%



Date: 12/31/2014 11:55:03 AM
 User: maltbie

**National Fuel Gas Distribution Corporation
 Supply Mix Report by Price Timing (PA)
 05-01-2014 To 05-31-2014**

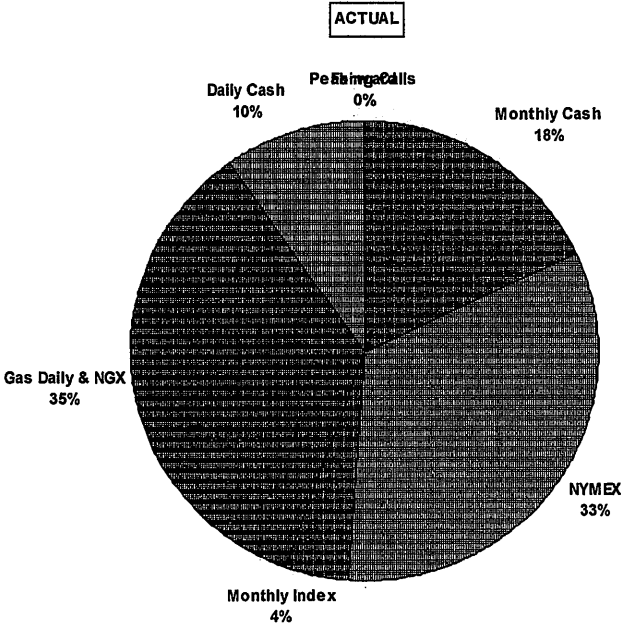
Version: 2.0.0
 Database: SRVMAIN192_GMII

Supplier	P/L	Order Beginning	Order Ending	Avg Rate /Dth	Monthly NY Dth	Monthly PA Dth	Total Dth (Monthly)	Monthly NY Cost	Monthly PA Cost	Total Cost (Monthly)	Contract Type	Pricing Mechanism	Price Timing	Supply Portfolio	Supply Source
		Total: Cash		4.2575	0	373,964	373,964	\$0.00	\$1,592,160.00	\$1,592,160.00					
		Total: Day-to-Day		3.8067	0	201,845	201,845	\$0.00	\$768,372.14	\$768,372.14					
		Total: Gas Daily		3.8359	0	716,060	716,060	\$0.00	\$2,746,744.10	\$2,746,744.10					
		Total: Monthly Index		4.5815	0	90,813	90,813	\$0.00	\$414,245.13	\$414,245.13					
		Total: NYMEX		4.2417	0	683,283	683,283	\$0.00	\$2,898,282.20	\$2,898,282.20					
Grand Total:				4.0755	0	2,065,965	2,065,965	\$0.00	\$8,419,803.57	\$8,419,803.57					

NATIONAL FUEL GAS DISTRIBUTION CORPORATION
Supply Mix Summary Report
Price Timing (PA)
For 05-01-2014 To 05-31-2014

12/31/2014
11:43:53 AM

Actual Purchases	Daily	
I. Forward		
- Fixed Price	0 Dth	0%
- Peaking Calls	0 Dth	0%
Subtotal:	0 Dth	0%
II. Monthly		
- Cash	12,063 Dth	18%
- NYMEX	22,041 Dth	33%
- Index	2,929 Dth	4%
Subtotal:	37,034 Dth	55%
III. Daily		
- GDA & NGX	23,099 Dth	35%
- Cash	6,511 Dth	10%
Subtotal:	29,610 Dth	45%
Total	66,644 Dth	100%



Date: 12/31/2014 11:55:21 AM
 User: maltbie

National Fuel Gas Distribution Corporation
 Supply Mix Report by Price Timing (PA)
 06-01-2014 To 06-30-2014

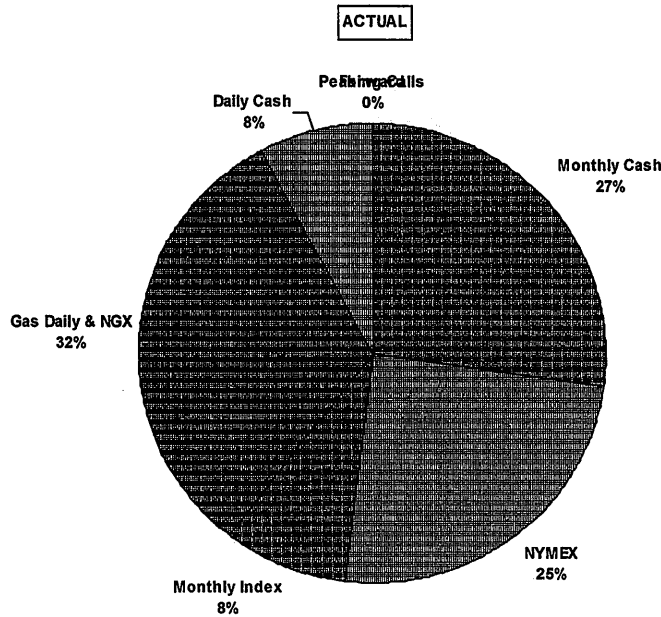
Version: 2.0.0
 Database: SRVMAIN192_GMII

Supplier	P/L	Order Beginning	Order Ending	Avg Rate /Dth	Monthly NY Dth	Monthly PA Dth	Total Dth (Monthly)	Monthly NY Cost	Monthly PA Cost	Total Cost (Monthly)	Contract Type	Pricing Mechanism	Price Timing	Supply Portfolio	Supply Source
Total: Cash				3.6111	0	394,791	394,791	\$0.00	\$1,425,631.20	\$1,425,631.20					
Total: Day-to-Day				3.0061	0	113,070	113,070	\$0.00	\$339,898.04	\$339,898.04					
Total: Gas Daily				3.5062	0	459,000	459,000	\$0.00	\$1,609,350.00	\$1,609,350.00					
Total: Monthly Index				4.4865	0	121,995	121,995	\$0.00	\$547,336.22	\$547,336.22					
Total: NYMEX				3.8189	0	357,420	357,420	\$0.00	\$1,364,935.50	\$1,364,935.50					
Grand Total:				3.8557	0	1,446,276	1,446,276	\$0.00	\$5,287,150.96	\$5,287,150.96					

NATIONAL FUEL GAS DISTRIBUTION CORPORATION
Supply Mix Summary Report
Price Timing (PA)
For 06-01-2014 To 06-30-2014

12/31/2014
11:44:13 AM

Actual Purchases	Daily	
I. Forward		
- Fixed Price	0 Dth	0%
- Peaking Calls	0 Dth	0%
Subtotal:	0 Dth	0%
II. Monthly		
- Cash	13,160 Dth	27%
- NYMEX	11,914 Dth	25%
- Index	4,067 Dth	8%
Subtotal:	29,140 Dth	60%
III. Daily		
- GDA & NGX	15,300 Dth	32%
- Cash	3,769 Dth	8%
Subtotal:	19,069 Dth	40%
Total	48,209 Dth	100%



Date: 12/31/2014 11:55:40 AM
 User: maltbie

National Fuel Gas Distribution Corporation
 Supply Mix Report by Price Timing (PA)
 07-01-2014 To 07-31-2014

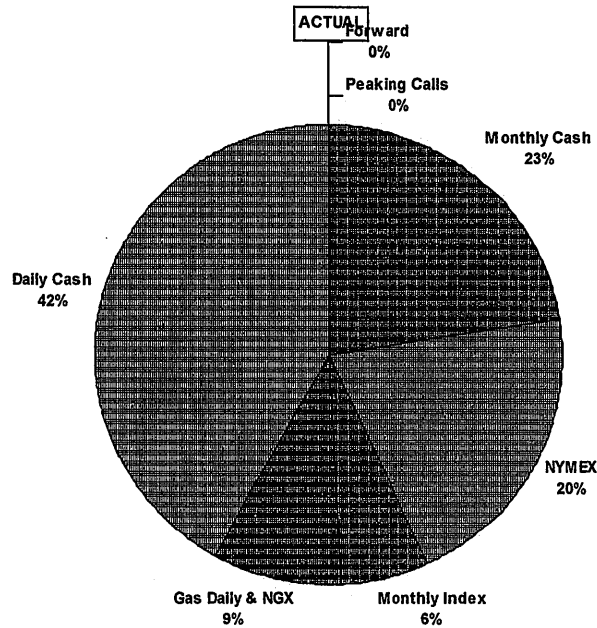
Version: 2.0.0
 Database: SRVMAIN192_GMII

Supplier	P/L	Order Beginning	Order Ending	Avg Rate /Dth	Monthly NY Dth	Monthly PA Dth	Total Dth (Monthly)	Monthly NY Cost	Monthly PA Cost	Total Cost (Monthly)	Contract Type	Pricing Mechanism	Price Timing	Supply Portfolio	Supply Source
Total: Cash				3.3862	0	342,576	342,576	\$0.00	\$1,160,020.00	\$1,160,020.00					
Total: Day-to-Day				2.6998	0	634,748	634,748	\$0.00	\$1,713,723.79	\$1,713,723.79					
Total: Gas Dally				2.9759	0	136,000	136,000	\$0.00	\$404,720.00	\$404,720.00					
Total: Monthly Index				4.1336	0	91,544	91,544	\$0.00	\$378,408.83	\$378,408.83					
Total: NYMEX				3.6159	0	310,045	310,045	\$0.00	\$1,121,091.90	\$1,121,091.90					
Grand Total:				3.1540	0	1,514,913	1,514,913	\$0.00	\$4,777,964.52	\$4,777,964.52					

NATIONAL FUEL GAS DISTRIBUTION CORPORATION
Supply Mix Summary Report
Price Timing (PA)
For 07-01-2014 To 07-31-2014

12/31/2014
11:44:33 AM

Actual Purchases	Daily	
I. Forward		
- Fixed Price	0 Dth	0%
- Peaking Calls	0 Dth	0%
Subtotal:	0 Dth	0%
II. Monthly		
- Cash	11,051 Dth	23%
- NYMEX	10,001 Dth	20%
- Index	2,953 Dth	6%
Subtotal:	24,005 Dth	49%
III. Daily		
- GDA & NGX	4,387 Dth	9%
- Cash	20,476 Dth	42%
Subtotal:	24,863 Dth	51%
Total	48,868 Dth	100%



Date: 12/31/2014 11:56:11 AM
 User: matbie

**National Fuel Gas Distribution Corporation
 Supply Mix Report by Price Timing (PA)
 08-01-2014 To 08-31-2014**

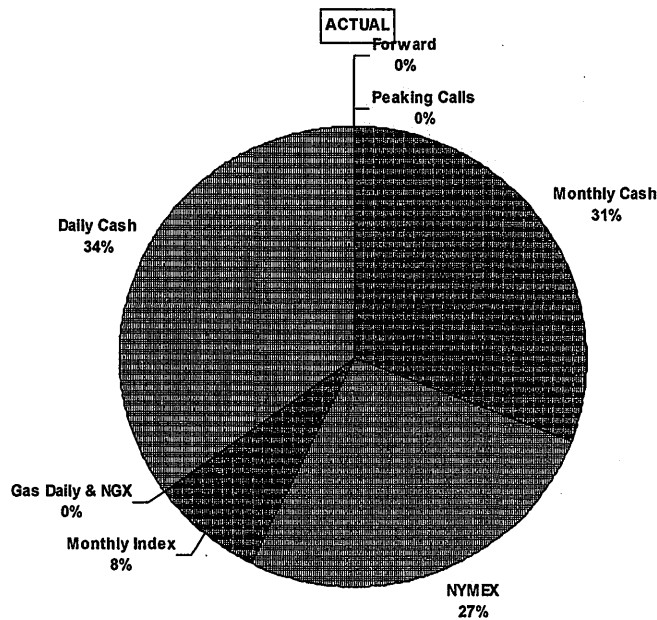
Version: 2.0.0
 Database: SRVMAIN192_GMI

<u>Supplier</u>	<u>P/L</u>	<u>Order Beginning</u>	<u>Order Ending</u>	<u>Avg Rate /Dth</u>	<u>Monthly NY Dth</u>	<u>Monthly PA Dth</u>	<u>Total Dth (Monthly)</u>	<u>Monthly NY Cost</u>	<u>Monthly PA Cost</u>	<u>Total Cost (Monthly)</u>	<u>Contract Type</u>	<u>Pricing Mechanism</u>	<u>Price Timing</u>	<u>Supply Portfolio</u>	<u>Supply Source</u>
		Total: Cash		2.7637	0	466,626	466,626	\$0.00	\$1,289,600.00	\$1,289,600.00					
		Total: Day-to-Day		2.3583	0	529,865	529,865	\$0.00	\$1,249,589.04	\$1,249,589.04					
		Total: Gas Daily		2.2850	0	3,000	3,000	\$0.00	\$6,855.00	\$6,855.00					
		Total: Monthly Index		3.6147	0	114,106	114,106	\$0.00	\$412,463.48	\$412,463.48					
		Total: NYMEX		2.9317	0	403,651	403,651	\$0.00	\$1,183,395.55	\$1,183,395.55					
Grand Total:				2.7299	0	1,517,248	1,517,248	\$0.00	\$4,141,903.07	\$4,141,903.07					

NATIONAL FUEL GAS DISTRIBUTION CORPORATION
Supply Mix Summary Report
Price Timing (PA)
For 08-01-2014 To 08-31-2014

12/31/2014
11:44:58 AM

Actual Purchases	Daily	
I. Forward		
- Fixed Price	0 Dth	0%
- Peaking Calls	0 Dth	0%
Subtotal:	0 Dth	0%
II. Monthly		
- Cash	15,052 Dth	31%
- NYMEX	13,021 Dth	27%
- Index	3,681 Dth	8%
Subtotal:	31,754 Dth	66%
III. Daily		
- GDA & NGX	97 Dth	0%
- Cash	17,092 Dth	34%
Subtotal:	17,189 Dth	34%
Total	48,943 Dth	100%



Date: 12/31/2014 11:56:36 AM
 User: maltbie

**National Fuel Gas Distribution Corporation
 Supply Mix Report by Price Timing (PA)
 09-01-2014 To 09-30-2014**

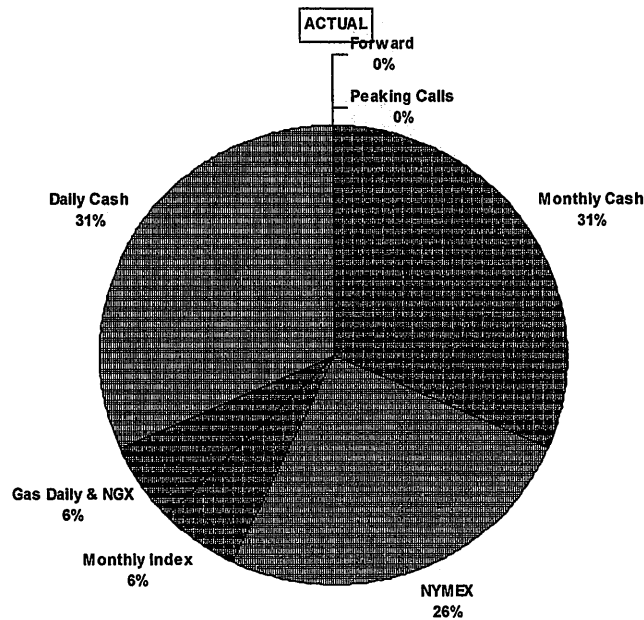
Version: 2.0.0
 Database: SRVMAIN192_GMII

<u>Supplier</u>	<u>P/L</u>	<u>Order Beginning</u>	<u>Order Ending</u>	<u>Avg Rate /Dth</u>	<u>Monthly NY Dth</u>	<u>Monthly PA Dth</u>	<u>Total Dth (Monthly)</u>	<u>Monthly NY Cost</u>	<u>Monthly PA Cost</u>	<u>Total Cost (Monthly)</u>	<u>Contract Type</u>	<u>Pricing Mechanism</u>	<u>Price Timing</u>	<u>Supply Portfolio</u>	<u>Supply Source</u>
Total: Cash				2.1812	0	449,588	449,588	\$0.00	\$980,640.00	\$980,640.00					
Total: Day-to-Day				2.4432	0	447,588	447,588	\$0.00	\$1,093,547.19	\$1,093,547.19					
Total: Gas Daily				1.7978	0	79,800	79,800	\$0.00	\$143,461.50	\$143,461.50					
Total: Monthly Index				3.7234	0	76,497	76,497	\$0.00	\$292,276.82	\$292,276.82					
Total: NYMEX				3.0394	0	361,530	361,530	\$0.00	\$1,098,846.30	\$1,098,846.30					
Grand Total:				2.5468	0	1,417,003	1,417,003	\$0.00	\$3,608,771.81	\$3,608,771.81					

NATIONAL FUEL GAS DISTRIBUTION CORPORATION
Supply Mix Summary Report
Price Timing (PA)
For 09-01-2014 To 09-30-2014

12/31/2014
11:45:22 AM

Actual Purchases	Daily	
I. Forward		
- Fixed Price	0 Dth	0%
- Peaking Calls	0 Dth	0%
Subtotal:	0 Dth	0%
II. Monthly		
- Cash	14,986 Dth	32%
- NYMEX	12,051 Dth	26%
- Index	2,617 Dth	6%
Subtotal:	29,654 Dth	64%
III. Daily		
- GDA & NGX	2,660 Dth	6%
- Cash	14,920 Dth	30%
Subtotal:	17,580 Dth	36%
Total	47,233 Dth	100%



Date: 12/31/2014 11:57:04 AM
 User: maltbie

**National Fuel Gas Distribution Corporation
 Supply Mix Report by Price Timing (PA)
 10-01-2014 To 10-31-2014**

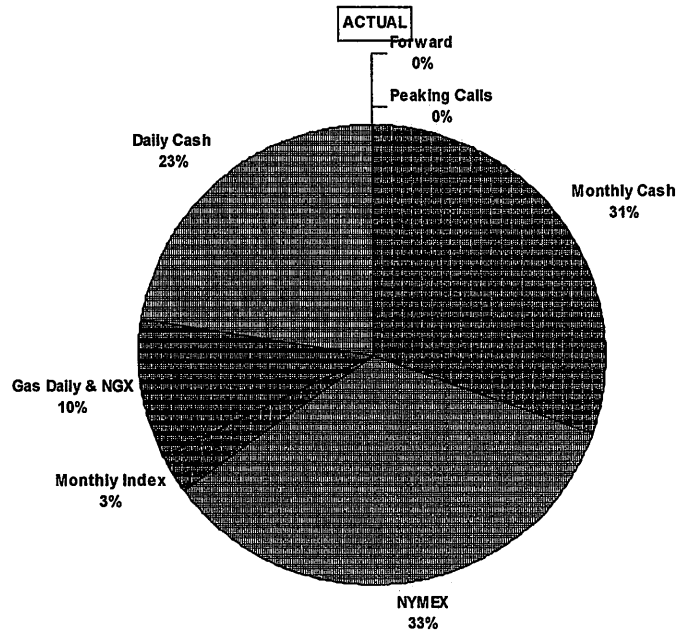
Version: 2.0.0
 Database: SRVMAIN192_GMII

Supplier	P/L	Order Beginning	Order Ending	Avg Rate /Dth	Monthly NY Dth	Monthly PA Dth	Total Dth (Monthly)	Monthly NY Cost	Monthly PA Cost	Total Cost (Monthly)	Contract Type	Pricing Mechanism	Price Timing	Supply Portfolio	Supply Source
Total: Cash				2.2817	0	560,032	560,032	\$0.00	\$1,277,820.00	\$1,277,820.00					
Total: Day-to-Day				2.0473	0	412,389	412,389	\$0.00	\$844,287.96	\$844,287.96					
Total: Gas Daily				2.0613	0	178,662	178,662	\$0.00	\$368,269.61	\$368,269.61					
Total: Monthly Index				3.5528	0	47,109	47,109	\$0.00	\$167,369.88	\$167,369.88					
Total: NYMEX				2.7926	0	630,416	630,416	\$0.00	\$1,760,471.39	\$1,760,471.39					
Grand Total:				2.4162	0	1,828,608	1,828,608	\$0.00	\$4,418,218.84	\$4,418,218.84					

NATIONAL FUEL GAS DISTRIBUTION CORPORATION
Supply Mix Summary Report
Price Timing (PA)
For 10-01-2014 To 10-31-2014

12/31/2014
11:45:49 AM

Actual Purchases	Daily	
I. Forward		
- Fixed Price	0 Dth	0%
- Peaking Calls	0 Dth	0%
Subtotal:	0 Dth	0%
II. Monthly		
- Cash	18,066 Dth	31%
- NYMEX	20,336 Dth	33%
- Index	1,520 Dth	3%
Subtotal:	39,921 Dth	67%
III. Daily		
- GDA & NGX	5,763 Dth	10%
- Cash	13,303 Dth	23%
Subtotal:	19,066 Dth	33%
Total	58,987 Dth	100%



Date: 12/31/2014 11:57:24 AM
 User: maltbie

National Fuel Gas Distribution Corporation
 Supply Mix Report by Price Timing (PA)
 11-01-2014 To 11-30-2014

Version: 2.0.0
 Database: SRVMAIN192_GMII

Supplier	P/L	Order Beginning	Order Ending	Avg Rate /Dth	Monthly NY Dth	Monthly PA Dth	Total Dth (Monthly)	Monthly NY Cost	Monthly PA Cost	Total Cost (Monthly)	Contract Type	Pricing Mechanism	Price Timing	Supply Portfolio	Supply Source
		Total: Cash		2.2200	0	157,560	157,560	\$0.00	\$349,783.20	\$349,783.20					
		Total: Day-to-Day		3.3698	0	629,976	629,976	\$0.00	\$2,122,908.41	\$2,122,908.41					
		Total: Forward		4.1835	0	260,408	260,408	\$0.00	\$1,089,416.82	\$1,089,416.82					
		Total: Gas Daily		3.3660	0	701,432	701,432	\$0.00	\$2,361,036.75	\$2,361,036.75					
		Total: Monthly Index		2.2140	0	44,590	44,590	\$0.00	\$98,723.57	\$98,723.57					
		Total: NYMEX		2.1280	0	26,190	26,190	\$0.00	\$55,732.50	\$55,732.50					
Grand Total:				3.3391	0	1,820,156	1,820,156	\$0.00	\$6,077,601.25	\$6,077,601.25					

NATIONAL FUEL GAS DISTRIBUTION CORPORATION
Supply Mix Summary Report
Price Timing (PA)
For 11-01-2014 To 11-30-2014

12/31/2014
11:46:10 AM

Actual Purchases	Daily	
I. Forward		
- Fixed Price	8,680 Dth	14%
- Peaking Calls	0 Dth	0%
Subtotal:	8,680 Dth	14%
II. Monthly		
- Cash	5,252 Dth	9%
- NYMEX	873 Dth	1%
- Index	1,486 Dth	2%
Subtotal:	7,611 Dth	12%
III. Daily		
- GDA & NGX	23,381 Dth	39%
- Cash	20,999 Dth	35%
Subtotal:	44,380 Dth	74%
Total	60,672 Dth	100%

ACTUAL

