

Audubon Water Company

2650 Eisenhower Avenue
Norristown, PA 19403

P.O. Box 7337
Audubon, PA 19407
(610) 630-1200
FAX (610) 630-1212

RECEIVED

JUN 04 2015

June 4, 2015

PA PUBLIC UTILITY COMMISSION
SECRETARY'S BUREAU

Rosemary Chiavetta, Secretary
Pennsylvania Public Utility Commission
P.O. Box 3265
Harrisburg, PA 17105-3265

M-2015-2464293

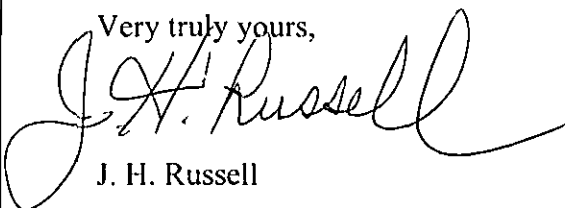
RE: Docket M-~~2008-2062697~~

Dear Secretary Chiavetta:

Enclosed please find Audubon Water Company's water audit for the year ending December 31, 2014.

Our docket is M-~~2008-2062697~~ as noted above.

Very truly yours,



J. H. Russell

AWWA WLCC Free Water Audit Software: Reporting Worksheet
 Copyright © 2010, American Water Works Association. All Rights Reserved. WAWWS 2 [Back to Instructions](#)

Water Audit Report for: **Andubon Water Company**
 Reporting Year: **2014** | **1/2014 - 12/2014**

Please enter data in the white cells below. Where available, metered values should be used; if metered values are unavailable please estimate a value. Indicate your confidence in the accuracy of the input data by grading each component (1-10) using the drop-down list to the left of the input cell. Hover the mouse over the cell to obtain a description of the grades.

All volumes to be entered as: **MILLION GALLONS (US) PER YEAR**

WATER SUPPLIED << Enter grading in column 'E'

Volume from own sources:	9	10	330.672	Million gallons (US)/yr (MG/Yr)
Master meter error adjustment (enter positive value):	7	2	5.050	lower-registered MG/Yr
Water imported:	7	7	0.000	MG/Yr
Water exported:	7	n/a	0.000	MG/Yr
WATER SUPPLIED:			375.622	MG/Yr

AUTHORIZED CONSUMPTION

Billed metered:	7	4	250.585	MG/Yr
Billed unmetered:	7	7	1.500	MG/Yr
Unbilled metered:	7	7	2.000	MG/Yr
Unbilled unmetered:	7	7	4.695	MG/Yr
AUTHORIZED CONSUMPTION:			271.780	MG/Yr

Default option selected for Unbilled unmetered: a grading of 7 is applied but not displayed

Click here for help using option buttons below

Pcnt: Value:

Use buttons to select percentage of water supplied

WATER LOSSES (Water Supplied - Authorized Consumption)

WATER LOSSES:			103.842	MG/Yr
----------------------	--	--	----------------	--------------

Apparent Losses

Unauthorized consumption:	7		0.939	MG/Yr
Customer metering inaccuracies:	7	5	0.000	MG/Yr
Systematic data handling errors:	7	5	5.500	MG/Yr
Apparent Losses:			6.439	

Default option selected for unauthorized consumption: a grading of 5 is applied but not displayed

Pcnt: Value:

Choose this option to enter a percentage of billed metered consumption. This is NOT a default value.

Real Losses (Current Annual Real Losses or CARL)

Real Losses - Water Losses - Apparent Losses:			97.403	MG/Yr
WATER LOSSES:			103.842	MG/Yr

NON-REVENUE WATER

NON-REVENUE WATER:			110.537	MG/Yr
---------------------------	--	--	----------------	--------------

= Total Water Loss + Unbilled Metered + Unbilled Unmetered

SYSTEM DATA

Length of mains:	7	6	36.1	miles
Number of active AND inactive service connections:	7	5	2,705	
Connection density:	7		77	conn./mile main
Average length of customer service line:	7	5	125.0	ft (pipe length between curbside and customer meter or property boundary)
Average operating pressure:	7	6	75.0	psi

COST DATA

Total annual cost of operating water system:	7	8	52,288,299	\$/Year
Customer retail unit cost (applied to apparent losses):	7	7	96.53	\$/1000 gallons (US)
Variable production cost (applied to real losses):	7	7	2125.00	\$/Million gallons

PERFORMANCE INDICATORS

Financial Indicators

Non-revenue water as percent by volume of Water Supplied:	29.4%
Non-revenue water as percent by cost of operating system:	2.4%
Annual cost of Apparent Losses:	542,047
Annual cost of Real Losses:	212,175

Operational Efficiency Indicators

Apparent losses per service connection per day:	6.33	gallons/connection/day
Real losses per service connection per day:	95.82	gallons/connection/day
Real Losses per length of main per day:	N/A	
Real Losses per service connection per day per psi pressure:	1.28	gallons/connection/day/psi
Unavoidable Annual Real Losses (UARL):	30.32	million gallons/year
From Above, Real Losses - Current Annual Real Losses (CARL):	97.40	million gallons/year
Infrastructure Leakage Index (ILI) (CARL/UARL):	3.21	

only the most applicable of these two indicators will be calculated

WATER AUDIT DATA VALIDITY SCORE:

*** YOUR SCORE IS: 65 out of 100 ***

A weighted scale for the components of consumption and water loss is included in the calculation of the Water Audit Data Validity Score

PRIORITY AREAS FOR ATTENTION:

Based on the information provided, audit accuracy can be improved by addressing the following components:

- Master meter error adjustment
- Variable production cost (applied to Real Losses)
- Billed metered

For more information, click here to see the Grading Matrix worksheet


AWWA Water Loss Control Committee | Reporting Worksheet

RECEIVED
 JUN 04 2015
 PA PUBLIC UTILITY COMMISSION
 SECRETARY'S BUREAU

Audubon Water Company


P.O. Box 7337
Audubon, PA 19407

PERMIT NO. 1000 PHILADELPHIA, PA
POSTAGE WILL BE PAID BY ADDRESSEE
CERTIFIED MAIL™



7014 0150 0000 8369 0088

Rosemary Chiavetta, Secretary
Pennsylvania Public Utility Commission
P.O. Box 3265
Harrisburg, PA 17105-3265



02 1M
0004265311 JUN 04 2015
MAILED FROM ZIP CODE 19403
\$ 06.73⁶

171053265 8099

