



March 19, 2018

Docket No. A-2008-2060044
Utility Code: 1110406

Via E-File and Overnight Express

Ms. Rosemary Chiavetta, Secretary
Pennsylvania Public Utility Commission
Commonwealth Keystone Building,
400 North Street
Harrisburg, PA 17120

**RE: Electric Generation Supplier License Application Update of NextEra Energy Services
Pennsylvania, LLC**

Ms. Chiavetta,

On February 20, 2018 NextEra Energy Services Pennsylvania, LLC's (formerly known as "Gexa Energy Pennsylvania, LLC) submitted updated contact information for its Electric Generation Supplier License application. Due to a clerical oversight, service was not provided to the five Statutory Offices and Electric Distribution Companies which NextEra Energy Services is licensed to operate within.

As requested, NextEra Energy Services Pennsylvania, LLC has provided service and hereby encloses its proof such of service. Service of this filing has also been sent to the appropriate parties.

Should you have any questions or require any additional information, please contact me by phone at (713) 401-5738 or by e-mail at john.ritch@nexteraenergyservices.com.

Respectfully submitted,

A handwritten signature in black ink that reads "John H. Ritch".

John H. Ritch
Assistant Vice President, Regulatory
NextEra Energy Service Pennsylvania, LLC

Enclosures

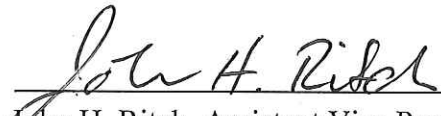
CC: Bureau of Investigation & Enforcement, Department of Revenue, Office of the Attorney General, Office of Consumer Advocate, Small Business Advocate, PECO, DPL, PPL, WPP, First Energy

NextEra Energy Services, LLC

20455 State Highway 249, Suite 200, Houston, Texas 77070


VERIFICATION

I, John H. Ritch, hereby state that the facts above set forth are true and correct to the best of my knowledge, information and belief, and that I expect to be able to prove the same at a hearing held in this matter. I understand that the statements herein are made subject to the penalties of 18 Pa. C.S. § 4904 (relating to unsworn falsification to authorities).

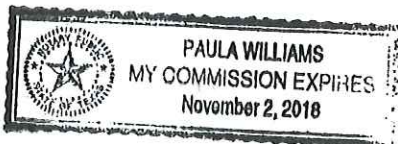


John H. Ritch, Assistant Vice President, Regulatory
NextEra Energy Services Pennsylvania, LLC

Subscribed and sworn to before me this 19th day of March, 2018.



Notary Public



CERTIFICATE OF SERVICE

On this the 19th day of March, 2018, I certify that a true and correct copy of the foregoing filing and all **NON-CONFIDENTIAL** attachments have been served, as either a hardcopy or a searchable PDF version on a cd-rom, upon the following:

Bureau of Investigation & Enforcement
Pennsylvania Public Utility Commission
Commonwealth Keystone Building
400 North Street, 2 West
Harrisburg, PA 17120

Office of the Attorney General
Bureau of Consumer Protection
Strawberry Square, 14th Floor
Harrisburg, PA 17120

Office of Consumer Advocate
5th Floor, Forum Place
555 Walnut Street
Harrisburg, PA 17120

Small Business Advocate
Commerce Building, Suite 202
300 North Second Street
Harrisburg, PA 17101

Legal Department
West Penn Power d/b/a Allegheny Power
800 Cabin Hill Drive
Greensburg, PA 15601-1689

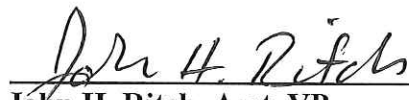
Commonwealth of Pennsylvania
Department of Revenue
Bureau of Compliance
Harrisburg, PA 17128-0946

Manager Energy Acquisition
PECO Energy Company
2301 Market Street
Philadelphia, PA 19101-8699

Regulatory Affairs
Duquesne Light Company
411 Seventh Street, MD 16-4
Pittsburgh, PA 15219

Office of General Counsel
Attn: Kimberly A. Klock
PPL
Two North Ninth Street
(GENTW3)
Allentown, PA 18101-1179

Legal Department
First Energy
2800 Pottsville Pike
Reading PA, 19612



John H. Ritch, Asst. VP
Regulatory, NextEra Energy
Services Massachusetts, LLC

UPS CampusShip: View/Print Label

1. Ensure there are no other shipping or tracking labels attached to your package. Select the Print button on the print dialog box that appears. Note: If your browser does not support this function select Print from the File menu to print the label.

2. Fold the printed label at the solid line below. Place the label in a UPS Shipping Pouch. If you do not have a pouch, affix the folded label using clear plastic shipping tape over the entire label.

3. GETTING YOUR SHIPMENT TO UPS

Customers with a Daily Pickup

Your driver will pickup your shipment(s) as usual.

Customers without a Daily Pickup

Take your package to any location of The UPS Store®, UPS Access Point(TM) location, UPS Drop Box, UPS Customer Center, Staples® or Authorized Shipping Outlet near you. Items sent via UPS Return Services(SM) (including via Ground) are also accepted at Drop Boxes. To find the location nearest you, please visit the Resources area of CampusShip and select UPS Locations.

Schedule a same day or future day Pickup to have a UPS driver pickup all your CampusShip packages.

Hand the package to any UPS driver in your area.

UPS Access Point™
THE UPS STORE
21175 STATE HIGHWAY 249
HOUSTON, TX 77070

UPS Access Point™
CHAMPION TRUE VALUE HOME CENTE
16720 CHAMPION FOREST DR
SPRING, TX 77379

UPS Access Point™
THE UPS STORE
7312 LOUETTA RD
SPRING, TX 77379

FOLD HERE

<p>PAULA WILLIAMS 713-401-5542 GEXA ENERGY 20455 STATE HWY 249 HOUSTON TX 77070</p> <p>SHIP TO: BUREAU OF INVESTIGATION & ENFORCEMENT 717-772-7777 PENNSYLVANIA PUBLIC UTILITY COMM 2 WEST COMMONWEALTH KEYSTONE BUILDING 400 NORTH STREET HARRISBURG PA 17120-0200</p>	<p>0.1 LBS LTR 1 OF 1</p> <p>PA 171 9-20</p> 	<p>UPS NEXT DAY AIR SAVER 1P</p> <p>TRACKING #: 1Z A79 R25 29 9550 8745</p> 	<p>BILLING: P/P SIGNATURE REQUIRED</p> <p>IO Number: Regulatory Department: 227035</p> <p>CS 20.0.32. WNTNVS0 97.0A 01/2018</p> <p>Regulatory</p> 
--------------------------------------------------------------------------------------------------------------------------------------------------------------------------------------------------------------------------------------------------------------------------------------------------------------------------------	-------------------------------------------------------------------------------------------------------------------------------------------------------	------------------------------------------------------------------------------------------------------------------------------------------------------------------------	---------------------------------------------------------------------------------------------------------------------------------------------------------------------------------------------------------------------------------------------------------------

UPS CampusShip: View/Print Label

1. Ensure there are no other shipping or tracking labels attached to your package. Select the Print button on the print dialog box that appears. Note: If your browser does not support this function select Print from the File menu to print the label.

2. Fold the printed label at the solid line below. Place the label in a UPS Shipping Pouch. If you do not have a pouch, affix the folded label using clear plastic shipping tape over the entire label.

3. GETTING YOUR SHIPMENT TO UPS

Customers with a Daily Pickup

Your driver will pickup your shipment(s) as usual.

Customers without a Daily Pickup

Take your package to any location of The UPS Store®, UPS Access Point(TM) location, UPS Drop Box, UPS Customer Center, Staples® or Authorized Shipping Outlet near you. Items sent via UPS Return Services(SM) (including via Ground) are also accepted at Drop Boxes. To find the location nearest you, please visit the Resources area of CampusShip and select UPS Locations.

Schedule a same day or future day Pickup to have a UPS driver pickup all your CampusShip packages.





Hand the package to any UPS driver in your area.

UPS Access Point™
THE UPS STORE
21175 STATE HIGHWAY 249
HOUSTON, TX 77070

UPS Access Point™
CHAMPION TRUE VALUE HOME CENTE
16720 CHAMPION FOREST DR
SPRING, TX 77379

UPS Access Point™
THE UPS STORE
7312 LOUETTA RD
SPRING, TX 77379

FOLD HERE

<p>PAULA WILLIAMS 713-401-5542 GEXA ENERGY 20455 STATE HWY 249 HOUSTON TX 77070</p> <p>SHIP TO: BUREAU OF CONSUMER PROTECTION (717) 787-3391 OFFICE OF THE ATTORNEY GENERAL 14TH FLOOR STRAWBERRY SQUARE HARRISBURG PA 17120</p>	<p>0.1 LBS LTR 1 OF 1</p> <p>PA 171 9-20</p> 	<p>UPS NEXT DAY AIR SAVER 1P</p> <p>TRACKING #: 1Z A79 R25 13 9936 0953</p>		<p>BILLING: P/P</p> <p>IO Number: Regulatory Department: 227035</p> <p>CS 20.0.32. WNTNV50 97.0A.01/2018</p> <p>Regulatory</p>  
---------------------------------------------------------------------------------------------------------------------------------------------------------------------------------------------------------------------------------------------------------------------------------	-----------------------------------------------------------------------------------------------------------------------------------------	------------------------------------------------------------------------------------	--------------------------------------------------------------------------------------	-----------------------------------------------------------------------------------------------------------------------------------------------------------------------------------------------------------------------------------------------------------------------------------------------------------------------

UPS CampusShip: View/Print Label

- 1. **Ensure there are no other shipping or tracking labels attached to your package.** Select the Print button on the print dialog box that appears. Note: If your browser does not support this function select Print from the File menu to print the label.
- 2. **Fold the printed label at the solid line below.** Place the label in a UPS Shipping Pouch. If you do not have a pouch, affix the folded label using clear plastic shipping tape over the entire label.
- 3. **GETTING YOUR SHIPMENT TO UPS**
Customers with a Daily Pickup
 Your driver will pickup your shipment(s) as usual.

Customers without a Daily Pickup

Take your package to any location of The UPS Store®, UPS Access Point(TM) location, UPS Drop Box, UPS Customer Center, Staples® or Authorized Shipping Outlet near you. Items sent via UPS Return Services(SM) (including via Ground) are also accepted at Drop Boxes. To find the location nearest you, please visit the Resources area of CampusShip and select UPS Locations.




Schedule a same day or future day Pickup to have a UPS driver pickup all your CampusShip packages. Hand the package to any UPS driver in your area.

UPS Access Point™
THE UPS STORE
21175 STATE HIGHWAY 249
HOUSTON, TX 77070

UPS Access Point™
CHAMPION TRUE VALUE HOME CENTE
16720 CHAMPION FOREST DR
SPRING, TX 77379

UPS Access Point™
THE UPS STORE
7312 LOUETTA RD
SPRING, TX 77379

FOLD HERE

<p>PAULA WILLIAMS 713-401-5542 GEXA ENERGY 20455 STATE HWY 249 HOUSTON TX 77070</p> <p>SHIP TO: OFFICE OF CONSUMER ADVOCATE (717) 783-5048 5TH FLOOR, FORUM PLACE 555 WALNUT STREET - HARRISBURG PA 17101-1925</p>	<p>0.1 LBS LTR</p> <p style="text-align: right;">1 OF 1</p>	<p>PA 171 9-20</p> 	<p>UPS NEXT DAY AIR SAVER 1P</p> <p>TRACKING #: 1Z A79 R25 NW 9818 5569</p> 
<p>BILLING: P/P ATTENTION UPS DRIVER: SHIPPER RELEASE</p>		<p>IO Number: Regulatory Department: 227035</p> <p style="text-align: right;">CS 20.0.32. WNTNVS0 97.0A 01/2018</p> 	

UPS CampusShip: View/Print Label

1. Ensure there are no other shipping or tracking labels attached to your package. Select the Print button on the print dialog box that appears. Note: If your browser does not support this function select Print from the File menu to print the label.

2. Fold the printed label at the solid line below. Place the label in a UPS Shipping Pouch. If you do not have a pouch, affix the folded label using clear plastic shipping tape over the entire label.

3. GETTING YOUR SHIPMENT TO UPS

Customers with a Daily Pickup

Your driver will pickup your shipment(s) as usual.

Customers without a Daily Pickup

Take your package to any location of The UPS Store®, UPS Access Point(TM) location, UPS Drop Box, UPS Customer Center, Staples® or Authorized Shipping Outlet near you. Items sent via UPS Return Services(SM) (including via Ground) are also accepted at Drop Boxes. To find the location nearest you, please visit the Resources area of CampusShip and select UPS Locations.

Schedule a same day or future day Pickup to have a UPS driver pickup all your CampusShip packages.





Hand the package to any UPS driver in your area.

UPS Access Point™
THE UPS STORE
21175 STATE HIGHWAY 249
HOUSTON, TX 77070

UPS Access Point™
CHAMPION TRUE VALUE HOME CENTE
16720 CHAMPION FOREST DR
SPRING, TX 77379

UPS Access Point™
THE UPS STORE
7312 LOUETTA RD
SPRING, TX 77379

FOLD HERE

<p>PAULA WILLIAMS 713-401-5542 GEXA ENERGY 20455 STATE HWY 249 HOUSTON TX 77070</p> <p>SHIP TO: OFFICE OF THE SMALL BUSINESS ADVOCA (717) 783-2525 COMMERCE BUILDING, SUITE 202 300 NORTH SECOND STREET HARRISBURG PA 17101-1303</p>	<p>PA 171 9-20</p> 	<p>UPS NEXT DAY AIR SAVER 1P</p> <p>TRACKING #: 1Z A79 R25 13 9881 5982</p>		<p>BILLING: P/P</p> <p>IO Number: Regulatory Department: 227035</p> <p>CS 20.0.32. WNTNYS0 97.0A 01/2018</p>  <p>Regulatory</p> 
----------------------------------------------------------------------------------------------------------------------------------------------------------------------------------------------------------------------------------------------------------------------------------------	---------------------------------------------------------------------------------------------------------------	------------------------------------------------------------------------------------	-------------------------------------------------------------------------------------	-----------------------------------------------------------------------------------------------------------------------------------------------------------------------------------------------------------------------------------------------------------------------------------------------------------------------

UPS CampusShip: View/Print Label

1. Ensure there are no other shipping or tracking labels attached to your package. Select the Print button on the print dialog box that appears. Note: If your browser does not support this function select Print from the File menu to print the label.

2. Fold the printed label at the solid line below. Place the label in a UPS Shipping Pouch. If you do not have a pouch, affix the folded label using clear plastic shipping tape over the entire label.

3. GETTING YOUR SHIPMENT TO UPS

Customers with a Daily Pickup

Your driver will pickup your shipment(s) as usual.

Customers without a Daily Pickup

Take your package to any location of The UPS Store®, UPS Access Point(TM) location, UPS Drop Box, UPS Customer Center, Staples® or Authorized Shipping Outlet near you. Items sent via UPS Return Services(SM) (including via Ground) are also accepted at Drop Boxes. To find the location nearest you, please visit the Resources area of CampusShip and select UPS Locations.

Schedule a same day or future day Pickup to have a UPS driver pickup all your CampusShip packages.






Hand the package to any UPS driver in your area.

UPS Access Point™
THE UPS STORE
21175 STATE HIGHWAY 249
HOUSTON, TX 77070

UPS Access Point™
CHAMPION TRUE VALUE HOME CENTE
16720 CHAMPION FOREST DR
SPRING, TX 77379

UPS Access Point™
THE UPS STORE
7312 LOUETTA RD
SPRING, TX 77379

FOLD HERE

PAULA WILLIAMS 713-401-5542 CEKA ENERGY 20455 STATE HWY 249 HOUSTON TX 77070 SHIP TO: LEGAL DEPARTMENT 330-761-4348 WEST PENN POWER 800 CABIN HILL DRIVE GREENSBURG PA 15601-1650	PA 156 9-20  	UPS NEXT DAY AIR SAVER 1P TRACKING #: 1Z A79 R25 13 9785 3791 	BILLING: P/P  IO Number: Regulatory Department: 227035 CS 20.0.32. WNTNV50 97.0A 01/2018 Regulatory 
-----------------------------------------------------------------------------------------------------------------------------------------------------------------------------------------------------------------------------------	--------------------------------------------------------------------------------------------------------------------------------------------------------------------------------------------------	----------------------------------------------------------------------------------------------------------------------------------------------------------------	------------------------------------------------------------------------------------------------------------------------------------------------------------------------------------------------------------------------------------------------------------------------------------------------------

UPS CampusShip: View/Print Label

1. Ensure there are no other shipping or tracking labels attached to your package. Select the Print button on the print dialog box that appears. Note: If your browser does not support this function select Print from the File menu to print the label.

2. Fold the printed label at the solid line below. Place the label in a UPS Shipping Pouch. If you do not have a pouch, affix the folded label using clear plastic shipping tape over the entire label.

3. GETTING YOUR SHIPMENT TO UPS

Customers with a Daily Pickup

Your driver will pickup your shipment(s) as usual.

Customers without a Daily Pickup

Take your package to any location of The UPS Store®, UPS Access Point(TM) location, UPS Drop Box, UPS Customer Center, Staples® or Authorized Shipping Outlet near you. Items sent via UPS Return Services(SM) (including via Ground) are also accepted at Drop Boxes. To find the location nearest you, please visit the Resources area of CampusShip and select UPS Locations.

Schedule a same day or future day Pickup to have a UPS driver pickup all your CampusShip packages.

Hand the package to any UPS driver in your area.

UPS Access Point™
THE UPS STORE
21175 STATE HIGHWAY 249
HOUSTON ,TX 77070

UPS Access Point™
CHAMPION TRUE VALUE HOME CENTE
16720 CHAMPION FOREST DR
SPRING ,TX 77379

UPS Access Point™
THE UPS STORE
7312 LOUETTA RD
SPRING ,TX 77379

FOLD HERE

<p>PAULA WILLIAMS 713-401-5542 GEYA ENERGY 20455 STATE HWY 249 HOUSTON TX 77070</p> <p>SHIP TO: DEPARTMENT OF REVENUE (717) 783-6190 PENNSYLVANIA PUBLIC UTILITY COMMISS BUREAU OF COMPLIANCE 400 NORTH STREET HARRISBURG PA 17120-0200</p>	<p>PA 171 9-20</p> 	<p>UPS NEXT DAY AIR SAVER 1P</p> <p>TRACKING #: 1Z A79 R25 13 9983 8572</p> 	<p>BILLING: P/P</p> <p>IO Number: Regulatory Department: 227035</p> <p>CS 20.0.32. WNTNFSO 97.0A 01/2018 Regulatory</p> 
--------------------------------------------------------------------------------------------------------------------------------------------------------------------------------------------------------------------------------------------------------------------------------------------	---------------------------------------------------------------------------------------------------------------	------------------------------------------------------------------------------------------------------------------------------------------------------------------------	------------------------------------------------------------------------------------------------------------------------------------------------------------------------------------------------------------------------------

UPS CampusShip: View/Print Label

1. Ensure there are no other shipping or tracking labels attached to your package. Select the Print button on the print dialog box that appears. Note: If your browser does not support this function select Print from the File menu to print the label.

2. Fold the printed label at the solid line below. Place the label in a UPS Shipping Pouch. If you do not have a pouch, affix the folded label using clear plastic shipping tape over the entire label.

3. GETTING YOUR SHIPMENT TO UPS

Customers with a Daily Pickup

Your driver will pickup your shipment(s) as usual.

Customers without a Daily Pickup

Take your package to any location of The UPS Store®, UPS Access Point(TM) location, UPS Drop Box, UPS Customer Center, Staples® or Authorized Shipping Outlet near you. Items sent via UPS Return Services(SM) (including via Ground) are also accepted at Drop Boxes. To find the location nearest you, please visit the Resources area of CampusShip and select UPS Locations.

Schedule a same day or future day Pickup to have a UPS driver pickup all your CampusShip packages.




Hand the package to any UPS driver in your area.

UPS Access Point™
THE UPS STORE
21175 STATE HIGHWAY 249
HOUSTON, TX 77070

UPS Access Point™
CHAMPION TRUE VALUE HOME CENTE
16720 CHAMPION FOREST DR
SPRING, TX 77379

UPS Access Point™
THE UPS STORE
7312 LOUETTA RD
SPRING, TX 77379

FOLD HERE

<p>PAULA WILLIAMS 713-401-5542 GEXA ENERGY 20455 STATE HWY 249 HOUSTON TX 77070</p> <p>SHIP TO: MANAGER ENERGY ACQUISITION PECO ENERGY COMPANY 2301 MARKET STREET PHILADELPHIA PA 19103-1338</p>	<p>0.1 LBS LTR</p> <p>1 OF 1</p>	<p>PA 191 9-40</p> 	<p>UPS NEXT DAY AIR SAVER 1P</p> <p>TRACKING #: 1Z A79 R25 13 9688 9620</p> 	<p>BILLING: P/P</p> <p>IO Number: Regulatory Department: 227035</p> <p>CS 20.032. WNTNV50 97.0A 01/2018</p> <p>Regulatory</p> 
-----------------------------------------------------------------------------------------------------------------------------------------------------------------------------------------------------------------------------------------	----------------------------------	---------------------------------------------------------------------------------------------------------------	------------------------------------------------------------------------------------------------------------------------------------------------------------------------	-------------------------------------------------------------------------------------------------------------------------------------------------------------------------------------------------------------------------

UPS CampusShip: View/Print Label

1. Ensure there are no other shipping or tracking labels attached to your package. Select the Print button on the print dialog box that appears. Note: If your browser does not support this function select Print from the File menu to print the label.

2. Fold the printed label at the solid line below. Place the label in a UPS Shipping Pouch. If you do not have a pouch, affix the folded label using clear plastic shipping tape over the entire label.

3. GETTING YOUR SHIPMENT TO UPS

Customers with a Daily Pickup

Your driver will pickup your shipment(s) as usual.

Customers without a Daily Pickup

Take your package to any location of The UPS Store®, UPS Access Point(TM) location, UPS Drop Box, UPS Customer Center, Staples® or Authorized Shipping Outlet near you. Items sent via UPS Return Services(SM) (including via Ground) are also accepted at Drop Boxes. To find the location nearest you, please visit the Resources area of CampusShip and select UPS Locations.

Schedule a same day or future day Pickup to have a UPS driver pickup all your CampusShip packages.

Hand the package to any UPS driver in your area.

UPS Access Point™
THE UPS STORE
21175 STATE HIGHWAY 249
HOUSTON, TX 77070

UPS Access Point™
CHAMPION TRUE VALUE HOME CENTE
16720 CHAMPION FOREST DR
SPRING, TX 77379

UPS Access Point™
THE UPS STORE
7312 LOUETTA RD
SPRING, TX 77379

FOLD HERE

<p>PAULA WILLIAMS 713-401-5542 GEXA ENERGY 20455 STATE HWY 249 HOUSTON TX 77070</p> <p>SHIP TO: ATTN: REGULATORY AFFAIRS 412.393.6397 DUQUESNE LIGHT COMPANY MAIL DROP: 16-4 411 SEVENTH AVENUE PITTSBURGH PA 15219-1925</p>	<p>0.1 LBS LTR</p> <p style="text-align: right;">1 OF 1</p>	<p>PA 152 9-30</p> 	<p>UPS NEXT DAY AIR SAVER 1P</p> <p>TRACKING #: 1Z A79 R25 13 9852 8006</p> 	<p>BILLING: P/P</p> <p>IO Number: Regulatory Department: 227035</p> <p style="text-align: right;"><small>CS 20.0.32. WNTNV50 97.0A 01/2018</small></p> 
-----------------------------------------------------------------------------------------------------------------------------------------------------------------------------------------------------------------------------------------------------------------------------	---------------------------------------------------------------------------	---------------------------------------------------------------------------------------------------------------	------------------------------------------------------------------------------------------------------------------------------------------------------------------------	---------------------------------------------------------------------------------------------------------------------------------------------------------------------------------------------------------------------------------------------------------

UPS CampusShip: View/Print Label

1. Ensure there are no other shipping or tracking labels attached to your package. Select the Print button on the print dialog box that appears. Note: If your browser does not support this function select Print from the File menu to print the label.

2. Fold the printed label at the solid line below. Place the label in a UPS Shipping Pouch. If you do not have a pouch, affix the folded label using clear plastic shipping tape over the entire label.

3. GETTING YOUR SHIPMENT TO UPS

Customers with a Daily Pickup

Your driver will pickup your shipment(s) as usual.

Customers without a Daily Pickup

Take your package to any location of The UPS Store®, UPS Access Point(TM) location, UPS Drop Box, UPS Customer Center, Staples® or Authorized Shipping Outlet near you. Items sent via UPS Return Services(SM) (including via Ground) are also accepted at Drop Boxes. To find the location nearest you, please visit the Resources area of CampusShip and select UPS Locations.

Schedule a same day or future day Pickup to have a UPS driver pickup all your CampusShip packages.




Hand the package to any UPS driver in your area.

UPS Access Point™
THE UPS STORE
21175 STATE HIGHWAY 249
HOUSTON, TX 77070

UPS Access Point™
CHAMPION TRUE VALUE HOME CENTE
16720 CHAMPION FOREST DR
SPRING, TX 77379

UPS Access Point™
THE UPS STORE
7312 LOUETTA RD
SPRING, TX 77379

FOLD HERE

<p>PAULA WILLIAMS 713-401-5542 GEXA ENERGY 20455 STATE HWY 249 HOUSTON TX 77070</p> <p>SHIP TO: ATTN: KIMBERLY A. KLOCK 610.774.6396 PPL ELECTRIC UTILITIES CORPORATION OFFICE OF GENERAL COUNSEL GENTW3 TWO NORTH NINTH STREET ALLEN TOWN PA 18101-1139</p>	<p style="text-align: right;">0.1 LBS LTR</p> <p style="text-align: right;">1 OF 1</p> <p style="font-size: 2em; font-weight: bold;">PA 181 9-47</p> 	<p style="font-size: 2em; font-weight: bold;">UPS NEXT DAY AIR SAVER 1P</p> <p>TRACKING #: 1Z A79 R25 13 9832 9034</p> 	<p style="text-align: center;">BILLING: P/P</p> <p style="text-align: center;">IO Number: Regulatory Department: 227035</p> <p style="text-align: center;">CS 20.0.32. WNTNVS0 97.0A 01/2018</p> <p style="text-align: center;">Regulatory</p> 
-----------------------------------------------------------------------------------------------------------------------------------------------------------------------------------------------------------------------------------------------------------------------------------------------------------------	--------------------------------------------------------------------------------------------------------------------------------------------------------------------------------------------------------------------------------------------------------	------------------------------------------------------------------------------------------------------------------------------------------------------------------------------------------------------------	------------------------------------------------------------------------------------------------------------------------------------------------------------------------------------------------------------------------------------------------------------------------------------------------------------------------------------------