



July 1, 2019

**VIA FEDERAL EXPRESS**

Rosemary Chiavetta, Secretary  
Commonwealth of Pennsylvania  
Pennsylvania Public Utility Commission  
Commonwealth Keystone Building  
400 North Street  
Harrisburg, PA 17120

Re: Aqua Pennsylvania, Inc. and Aqua Pennsylvania Wastewater, Inc.  
Docket Nos. R-2018-3003558 and R-2018-3003561 – Update to AP Statement  
No. 2, Attachments 1 and 2

Dear Secretary Chiavetta:

As requested in Paragraph No. 23 of the Joint Petition, enclosed is an update to AP Statement No. 2, Attachments 1 and 2 for the period April 1, 2018 through March 31, 2019. As noted in the PUC Order, dated May 9, 2019, these documents are also being served to the Commission's Bureau of Investigation and Enforcement, Office of Consumer Advocate, and Office of Small Business Advocate.

Should you have any questions regarding this filing, please contact me at (610) 645-1021.

**RECEIVED**

JUL 01 2019

PA PUBLIC UTILITY COMMISSION  
SECRETARY'S BUREAU

Sincerely,

A handwritten signature in black ink, appearing to read "Renee T. Marquis".

Renee T. Marquis  
Manager of Rates and Planning  
Aqua Pennsylvania, Inc.

Enclosures

cc: Certificate of Service

# RECEIVED

JUL 01 2019

Docket No. R-2018-3003558  
Attachment 1

Aqua Pennsylvania, Inc.  
2018 Rate Case - Update  
Water Test Year Additions and Retirements by Category of Investment

PA PUBLIC UTILITY COMMISSION  
SECRETARY'S BUREAU

**Actual Future Test Year Additions and Retirements  
For the Twelve Month Period Ended March 31, 2019**

<b>Work Order Group</b>	<b>Capital Additions</b>	<b>Capital Retirements</b>
0105-New Mains (Ext @ Cost)	88,623	-
0107-Install Mains- Co Expense	786,084	-
0108-Mains Partially Funded By	154,386	72
0110-Main Replacements (SC)	152,888,067	1,520,108
0116-Tie-In Dead End Mains (SC)	1,947,679	-
0125-Capitalized Main Breaks	5,473,053	80,953
0130-Highway Relocations (NS)	600,634	-
0132-Highway Relocations (SC)	998,778	-
0136-Valve Replacements (SC)	1,116,477	24,358
0141-Cathodic Protection Equip (NS)	1,142	-
0145-Tank Painting	9,569,061	-
0198-Other Main/DistrSysImpr (SC)	1,372,574	10,191
0199-Other Main/DistrSysImpr (NS)	1,102,347	10,400
0205-Eligible Meters (SC)	9,749,207	95,089
0210-Eligible Meters (NS)	558,792	15
0215-Supplies Meters (NS)	425,102	-
0225-ERT Devices (SC)	4,094,596	-
0299-Other Meter Projects	46,712	-
0305-New Services	4,066,742	4,344
0310-Renewal Services-Regular (SC)	4,848,442	190,828
0315-Renewal Services - Main Rehab	20,626,369	313,831
0405-New Hydrants	283,490	-
0410-Replace/Relocate Hydrants	7,335,526	114,755
0505-Chlorination Enhancements	953,422	69,263
0510-Automated Distr Controls	2,215,271	-
0512-Treatment Plants	20,617,963	53,691
0514-Boosters (TPB)	2,328,794	-
0515-Improvements Other (TPB) (NS)	47,116	-
0517-Pumping Equipment Water (NS)	71,493	-
0520-Equipment (TPB)	139,748	-
0521-Wells	18,437,830	39,520
0522-Dams	313,816	-
0525-Tanks/Resvrs/Standpipes	4,603,883	-
0599-Other (TPB)	15,416	8,608
0610-Treatment Equipment (Lt) (NS)	151,298	-
0615-Lab Equipment (Lt)	638,448	-
0699-Other Lab/Treatment Work	118,420	-
0705-Fence Replacements	39,423	-
0710-Office Furniture	1,069,467	-
0715-Office Equipment	196,184	-
0720-Improvements	10,320,878	-
0730-Backflow Prevention	967	-
0805-New Vehicles	3,360,384	-
0810-Mechanical Equipment	580,551	(104)
0900-Information System Expenditure	7,844,323	-
0901-Working Tools	581,408	(2,650)
0902-Safety	1,388,256	-
0903-Land Purchases/Disposals	133,261	-
0905-Retirements W/O Replacement	-	(439,786)
0911-Security	1,638,688	-
0997-Contributed Property (CWIP)	6,744,049	-
<b>TOTAL</b>	<b>312,684,642</b>	<b>2,093,485</b>

## Wastewater Test Year Additions and Retirements by Category of Investment

Actual Future Test Year Additions and Retirements  
For the Twelve Month Period Ended March 31, 2019

Work Order Group	Capital Additions	Capital Retirements
0111-Force Mains Sewer (NS)	693	-
0112-Gravity Mains Sewer (NS)	893,005	-
0117-Forced Mains Sewer (SC)	158,832	-
0118-Gravity Mains Sewer (SC)	8,000,059	-
0211-Flow Measuring Devices Sewer	14,852	-
0305-New Services	314,393	-
0310-Renewal Services-Regular (SC)	170,423	2,638
0510-Automated Distr Controls	342,251	-
0511-Improvements Other(TPB) (SC)	3,631	-
0512-Treatment Plants	569,345	-
0515-Improvements Other (TPB) (NS)	1,599,788	-
0516-Pumping Equipment Sewer (NS)	862,390	-
0518-Pumping Equipment Sewer (SC)	626,983	-
0520-Equipment (TPB)	4,521,892	-
0550-Grinder Pumps (NS)	47,691	-
0610-Treatment Equipment (Lt) (NS)	127,709	-
0611-Treatment Equipment (Lt) (SC)	39,572	-
0615-Lab Equipment (Lt)	90,895	-
0705-Fence Replacements	3,957	-
0715-Office Equipment	3,462	-
0720-Improvements	33,704	-
0760-Power Generation Equip (NS)	2,276	-
0761-Power Generation Equip (SC)	105,470	-
0799-Other Building/Maintenance Work	109,109	-
0805-New Vehicles	221,752	-
0900-Information System Expenditure	245,652	-
0901-Working Tools	1,003	-
0902-Safety	185,078	-
0905-Retirements W/O Replacement	144	(6,572)
0911-Security	9,342	-
<b>TOTAL</b>	<b>19,305,354</b>	<b>(3,934)</b>

Water Test Year Additions and Retirements by Category of Investment

Actual Future Test Year Additions and Retirements

Capital Additions	4/30/2018	5/31/2018	6/30/2018	7/31/2018	8/31/2018	9/30/2018	10/31/2018	11/30/2018	12/31/2018	1/31/2019	2/28/2019	3/31/2019
<b>Work Order Group</b>												
0105-New Mains (Extensions at Cost)	-	-	-	-	-	-	-	-	-	-	-	88,623
0107-Install Mains-Company Expense	1,098	-	-	-	-	-	-	234,794	-	-	163,016	387,176
0108-Mains Partially Funded by CIAC	(1,098)	43	-	-	-	21,551	24,203	53,556	534	-	-	56,715
0110-Main Replacements (SC)	5,113,582	14,784,238	10,841,080	9,989,540	10,688,511	7,087,860	12,339,949	4,361,511	32,240,074	5,187,978	16,688,513	23,585,232
0116-Tie-In Dead End Mains (SC)	145,162	2,831	4,462	208,095	1,916	65,089	351,689	209,125	691,011	143,692	63,380	61,428
0125-Capitalized Main Breaks	212,610	451,510	427,520	485,377	449,987	709,081	435,423	291,058	670,943	419,542	338,297	581,705
0130-Highway Relocations (NS)	-	-	-	-	-	-	177,239	378,257	38,155	6,746	237	-
0132-Highway Relocations (SC)	27,464	49,498	88,756	15,933	516	56,409	-	388,020	122,340	160,696	88,362	785
0136-Valve Replacements (SC)	58,089	20,732	101,181	69,427	97,357	146,042	90,866	70,463	99,764	86,293	204,754	71,500
0141-Cathodic Protection Equip (NS)	-	-	-	-	-	-	-	-	-	1,142	-	-
0145-Tank Painting	(3,965)	-	-	-	-	4,529,451	9,034	4,685	2,078,024	763	1,032,071	1,918,998
0198-Other Main/DistrSysmpr (SC)	57,597	40,859	64,043	76,668	60,731	126,063	405,073	48,535	241,133	139,105	70,706	42,060
0199-Other Main/DistrSysmpr (NS)	440,845	277,091	36,212	12,814	13,412	24,511	54,175	26,837	35,651	108,888	10,399	61,512
0205-Eligible Meters (SC)	401,926	680,030	811,271	1,641,051	872,070	834,805	808,107	562,366	1,284,077	280,375	344,359	1,428,772
0210-Eligible Meters (NS)	47,008	56,248	50,302	33,061	57,014	43,599	57,793	46,789	25,175	10,219	26,128	105,458
0215-Supplies Meters (NS)	34,006	138,343	30,025	25,937	24,965	117,593	37,685	16,582	(66,363)	7,438	10,183	48,709
0225-ERT Devices (SC)	243,281	302,626	385,477	420,443	346,149	359,294	369,537	238,685	496,216	(6,779)	58,550	881,115
0299-Other Meter Projects	-	-	-	-	-	-	-	12,213	22,348	97	12,054	-
0305-New Services	340,112	345,989	290,811	286,452	410,537	330,934	362,462	209,479	481,008	384,432	237,853	386,674
0310-Renewal Services-Reg (SC)	281,957	441,372	507,620	424,196	408,417	439,711	399,559	276,388	543,962	210,834	455,142	459,285
0315-Renewal Services - Main Rehab	1,193,903	1,420,811	1,755,125	1,640,592	2,281,694	1,974,185	1,813,899	1,791,857	1,575,242	1,388,223	1,337,209	2,453,621
0405-New Hydrants	19,513	29,302	52,898	10,960	75,933	7,335	29,273	65,242	22,724	10,088	(43,941)	4,164
0410-Replaced/Relocated Hydrants	408,166	338,766	550,512	551,521	619,246	938,528	1,177,393	650,198	457,141	515,181	550,016	580,857
0505-Chlorination Enhancements(TPB)	-	-	-	-	-	-	40,475	178	595,613	381	315,367	1,409
0510-Automated Distr. Controls(TPB)	29,674	-	-	-	182,169	(7,998)	8,435	737,540	32,699	308,527	868,193	56,030
0512-Treatment Plants	180,132	45,586	73,402	43,577	505,350	111,554	401,069	3,539,666	12,036,290	1,980,947	42,211	1,658,181
0514-Boosters (TPB)	107,502	235	44,650	2,017	603	4,221	114,444	12,770	1,713,963	50,242	135,212	142,933
0515-Improvements Other (TPB) (NS)	7,197	-	-	-	10,088	(206)	-	-	-	-	30,482	(445)
0517-Pumping Equipment Water (NS)	-	4,957	8,231	-	-	12,931	2,554	-	-	-	42,820	-
0520-Equipment(TPB)	15,762	-	45,705	-	-	18,745	38,504	-	-	12,486	-	8,546
0521-Wells	89,640	99,874	4,903,250	1,204	432,029	643,589	612,348	157,985	934,657	489,880	9,830,056	243,317
0522-Dams	-	1,325	-	-	-	-	30,036	-	1,967	84,845	8,693	186,950
0525-Tanks/Resvrs/Standpipes	-	309	431,005	40	(192)	942	597,394	220,912	12,904	1,920	2,180,553	1,178,096
0599-Other(TPB)	728	-	-	-	-	-	-	-	14,888	-	-	-
0610-Treatment Equipment(LT) (NS)	-	-	-	-	-	-	3,634	-	-	-	147,664	-
0815-Laboratory Equipment(Lt)	51,804	(630)	75,309	-	-	-	269,040	205,396	-	5,463	32,065	-
0899-Other Lab/Treatment Work	-	-	-	-	51,585	-	1,154	65,681	-	-	-	-
0705-Fence Replacements	-	-	-	-	-	-	-	30,328	7,498	-	-	1,596
0710-Office Furniture	6,973	-	6,146	-	-	16,573	858,519	-	34,668	106,073	35,116	5,399
0715-Office Equipment	7,086	-	12,330	-	29,722	4,760	1,287	-	30,900	4,575	105,524	-
0720-Improvements	36,327	24,152	4,807,935	26,765	1,000,778	610,377	581,824	79,087	761,185	1,299,118	1,235,845	57,485
0730-Backflow Prevention	967	-	-	-	-	-	-	-	-	-	-	-
0799-Other Building/Maintenance Work	-	-	-	-	-	-	-	-	-	7	(7)	-
0805-New Vehicles	82,712	32,865	1,340,166	-	824,527	-	250,917	75,678	419	-	-	753,100
0810-Mechanical Equipment	-	-	17,161	-	97,849	14,536	116,477	116,477	25,334	70,738	-	121,979
0900-Information System Expenditure	555,382	578,242	619,681	295,266	639,238	193,814	822,080	218,129	3,615,838	(75,656)	167,521	214,791
0901-Working Tools	(18,310)	-	1,524	-	-	5,952	13,022	78,926	382,547	68,334	37,130	12,283
0902-Safety	-	-	-	-	-	-	4,021	-	35,324	1,057,412	168,916	122,583
0903-Land Purchases/Disposals	(8,570)	-	-	-	141,425	406	-	-	-	-	-	-
0911-Security	30,652	893	318,360	(25)	114,381	303,283	44,321	82,872	16,917	484,146	159,466	83,423
0997-Contributed Property (CWIP)	978,126	503,480	1,124,814	673,318	-	343,492	569,404	468,355	-	1,327,026	214,972	541,062
<b>TOTAL</b>	<b>11,173,040</b>	<b>20,671,374</b>	<b>29,426,974</b>	<b>16,934,229</b>	<b>20,438,003</b>	<b>20,069,025</b>	<b>24,324,316</b>	<b>16,026,620</b>	<b>61,312,572</b>	<b>16,331,414</b>	<b>37,441,800</b>	<b>38,535,273</b>

Water Test Year Additions and Retirements by Category of Investment

Actual Future Test Year Additions and Retirements

Capital Retirements	4/30/2018	5/31/2018	6/30/2018	7/31/2018	8/31/2018	9/30/2018	10/31/2018	11/30/2018	12/31/2018	1/31/2019	2/28/2019	3/31/2019
<b>Work Order Group</b>												
0108-Mains Partially Funded by CIAC	-	-	-	-	-	-	-	-	72	-	-	-
0110-Main Replacements (SC)	130	32,986	105,917	191,227	89,047	214,471	201,286	25,246	360,244	80,669	98,286	120,600
0125-Capitalized Main Breaks	3,644	8,794	6,076	7,826	6,853	10,798	3,414	4,432	10,945	7,555	5,152	5,464
0136-Valve Replacements (SC)	885	9,245	1,541	1,057	1,483	2,224	804	1,073	2,095	1,314	1,549	1,089
0198-Other Main/DistrSysImpr (SC)	3,103	-	-	-	-	3,619	-	-	-	-	-	3,469
0199-Other Main/DistrSysImpr (NS)	-	-	-	-	-	-	-	10,400	-	-	-	-
0205-Eligible Meters (SC)	12,187	807	14,315	2,418	73	52	53,067	(781)	11,669	4,269	(4,116)	1,129
0210-Eligible Meters (NS)	-	15	-	-	-	-	-	-	-	-	-	-
0305-New Services	-	-	-	1,861	-	-	-	2,483	-	-	-	-
0310-Renewal Services-Reg (SC)	20,265	26,660	15,018	24,146	5,547	8,646	23,418	11,698	24,455	6,168	11,913	12,894
0315-Renewal Services - Main Rehab	18,181	21,637	26,728	24,984	34,747	30,050	5,810	27,284	45,539	21,141	20,364	37,365
0410-Replaced/Relocated Hydrants	9,353	5,159	4,876	5,142	5,112	19,130	9,126	9,902	22,089	7,846	8,174	8,846
0505-Chlorination Enhancements(TPB)	-	-	-	-	-	-	-	-	-	-	69,283	-
0512-Treatment Plants	(1)	53,692	-	-	-	-	-	-	-	-	-	-
0521-Wells	-	-	-	-	-	-	-	-	-	-	39,520	-
0599-Other(TPB)	-	-	-	-	-	-	-	-	-	-	8,608	-
0810-Mechanical Equipment	-	-	-	-	-	-	-	-	-	-	-	(104)
0901-Working Tools	-	-	-	-	-	-	-	-	(1,170)	20	(1,500)	-
0905-Retirements W/O Replacement	(83,000)	98,587	(132,731)	14,700	(38,625)	(67,400)	(23,453)	(37,617)	1,432	(171,100)	23,184	(23,765)
<b>TOTAL</b>	<b>(15,253)</b>	<b>257,583</b>	<b>41,740</b>	<b>273,361</b>	<b>104,236</b>	<b>221,591</b>	<b>273,471</b>	<b>54,121</b>	<b>477,389</b>	<b>(42,119)</b>	<b>280,397</b>	<b>166,988</b>

Wastewater Test Year Additions and Retirements by Category of Investment

Actual Future Test Year Additions and Retirements

Capital Additions	4/30/2018	5/31/2018	6/30/2018	7/31/2018	8/31/2018	9/30/2018	10/31/2018	11/30/2018	12/31/2018	1/31/2019	2/28/2019	3/31/2019
<b>Work Order Group</b>												
0111-Force Mains Sewer (NS)	-	560	133	-	-	-	-	-	-	-	-	-
0112-Gravity Mains Sewer (NS)	-	-	-	-	-	-	-	-	-	-	290,845	602,160
0117-Forced Mains Sewer (SC)	-	-	-	-	-	-	-	-	-	35,287	69,094	54,451
0118-Gravity Mains Sewer (SC)	9,814	316,028	25,646	-	45,330	311,103	132,002	26,453	325,210	38,351	1,226,713	5,543,408
0211-Flow Measuring Devices Sewer	-	-	3,397	-	-	-	-	-	-	4,354	7,101	-
0305-New Services	50	1,382	7,268	5,444	72	8,029	48,555	65	51,538	114,242	66,349	11,400
0310-Renewal Services-Reg (SC)	23,728	18,932	17,196	10,852	4,218	7,098	23,232	7,671	3,116	29,699	14,425	10,255
0510-Automated Distr. Controls(TPB)	-	-	-	-	-	-	-	265,375	9,646	3,174	62,681	1,375
0511-Improvements Other(TPB) (SC)	-	-	-	-	-	-	-	-	3,631	-	-	-
0512-Treatment Plants	19,173	1,841	120,756	-	17,248	(686)	(65)	51,393	45,239	17,932	168,132	128,383
0515-Improvements Other (TPB) (NS)	-	-	3,373	-	-	(4,070)	77,383	10,790	716,068	(48,040)	696,114	148,171
0516-Pumping Equipment Sewer (NS)	196,308	1,975	329,383	-	405	63,371	2,906	213,984	47,057	-	5,502	1,500
0518-Pumping Equipment Sewer (SC)	2,110	4,104	9,626	-	41,728	101,237	13,573	51,631	8,693	17,326	36,877	340,079
0520-Equipment(TPB)	(9,472)	-	47,861	(836)	24,896	7,468	336,354	26,954	1,157,918	11,848	2,905,087	13,813
0550-Grinder Pumps (NS)	-	-	-	-	-	-	-	-	47,691	-	-	-
0610-Treatment Equipment(LT) (NS)	-	-	-	-	-	936	-	-	94,587	10,826	21,360	-
0611-Treatment Equipment(LT) (SC)	-	-	-	-	-	-	-	38,528	-	-	1,045	-
0615-Laboratory Equipment(Lt)	-	-	-	-	-	-	-	-	90,895	-	-	-
0705-Fence Replacements	-	-	-	-	-	-	-	-	-	-	-	3,957
0715-Office Equipment	-	-	-	-	-	-	3,462	-	-	-	-	-
0720-Improvements	-	-	3,110	-	-	-	-	21,147	9,447	-	-	-
0760-Power Generation Equip (NS)	-	-	-	-	-	-	-	-	2,276	-	-	-
0761-Power Generation Equip (SC)	-	-	-	-	-	105,470	-	-	-	-	-	-
0799-Other Building/Maintenance Work	-	-	-	-	-	-	5,109	-	108,901	4,417	-	(9,318)
0805-New Vehicles	-	-	123,532	-	61,434	36,788	-	-	-	-	-	-
0900-Information System Expenditure	15,887	17,032	17,087	8,535	17,569	5,620	47,781	5,922	95,774	(1,406)	6,834	9,016
0901-Working Tools	1,003	-	-	-	-	-	-	-	-	-	-	-
0902-Safety	-	-	728	-	-	86,923	1,877	2,335	4,721	123,024	(34,531)	-
0905-Retirements W/O Replacement	-	-	-	-	-	-	-	-	-	144	-	-
0911-Security	-	-	-	-	-	-	-	2,285	-	-	7,057	-
<b>TOTAL</b>	<b>258,602</b>	<b>361,854</b>	<b>709,096</b>	<b>23,995</b>	<b>212,900</b>	<b>729,286</b>	<b>692,169</b>	<b>724,532</b>	<b>2,822,409</b>	<b>361,177</b>	<b>5,550,686</b>	<b>6,858,649</b>
<b>Capital Retirements</b>												
<b>Work Order Group</b>												
0310-Renewal Services-Reg (SC)	455	-	67	165	10	65	624	117	354	410	175	197
0905-Retirements W/O Replacement	-	-	-	-	-	(1,500)	(4,426)	(700)	-	(7,500)	7,554	-
<b>TOTAL</b>	<b>455</b>	<b>-</b>	<b>67</b>	<b>165</b>	<b>10</b>	<b>(1,435)</b>	<b>(3,802)</b>	<b>(583)</b>	<b>354</b>	<b>(7,090)</b>	<b>7,728</b>	<b>197</b>

**AQUA PENNSYLVANIA, INC.**  
**CERTIFICATE OF SERVICE**

**BEFORE THE**  
**PENNSYLVANIA PUBLIC UTILITY COMMISSION**

Aqua Pennsylvania, Inc.

Update to AP Statement No.  
2, Attachments 1 & 2

**CERTIFICATE OF SERVICE**

I hereby certify that I have this day filed work papers with the PA Public Utility Commission and upon the person(s) and in the manner indicated below:

**VIA ELECTRONIC SERVICE**

Christine Hoover  
Phillip Demanchick  
Office of Consumer Advocate  
555 Walnut Avenue,  
Fifth Floor, Forum Place  
Harrisburg, PA 17101-1923  
(email to: [choover@paoca.org](mailto:choover@paoca.org) &  
[PDemanchick@paoca.org](mailto:PDemanchick@paoca.org) )

John R. Evans  
Sharon E. Webb  
Office of Small Business Advocate  
Suite 202, Commerce Building.  
300 N. Second Street  
Suite 202, Commerce Building  
Harrisburg, PA 17101-1921  
(email to: [jorevan@pa.gov](mailto:jorevan@pa.gov) & [swebb@pa.gov](mailto:swebb@pa.gov))


Richard Kanaskie  
Carrie B. Wright  
Bureau of Investigation and Enforcement  
Pennsylvania Public Utility Commission  
Commonwealth Keystone Building  
400 North Street, Second Floor  
Harrisburg, PA 17120  
(email to [carwright@pa.gov](mailto:carwright@pa.gov))

RECEIVED

JUL 01 2019

PA PUBLIC UTILITY COMMISSION  
SECRETARY'S BUREAU

Dated: July 1, 2019

  
Renee T. Marquis  
Manager of Rates and Planning  
Aqua Pennsylvania, Inc.

ORIGIN ID:WAYA (610) 520-6359  
ERIN DOMZALSKI  
AQUA AMERICA  
762 W. LANCASTER AVENUE

SHIP DATE: 01JUL19  
ACTWGT: 0.50 LB  
CAD: 100061330/INET4100


BRYN MAWR, PA 19010  
UNITED STATES US

BILL SENDER

TO ROSEMARY CHIAVETTA, SECRETARY  
PA PUBLIC UTILITY COMMISSION  
400 NORTH STREET  
TWO NORTH KEYSTONE  
HARRISBURG PA 17120

(610) 520-6359 REF: 15-2115-675831  
INV. PO: 15-2115-675831 DEPT:

565.0246F923AD




TUE - 02 JUL 3:00P  
STANDARD OVERNIGHT

TRK# 7756 1303 1540  
0201

EN MDTA

17120  
PA-US MDT



**After printing this label:**

1. Use the 'Print' button on this page to print your label to your laser or inkjet printer.
2. Fold the printed page along the horizontal line.
3. Place label in shipping pouch and affix it to your shipment so that the barcode portion of the label can be read and scanned.

**Warning:** Use only the printed original label for shipping. Using a photocopy of this label for shipping purposes is fraudulent and could result in additional billing charges, along with the cancellation of your FedEx account number.

Use of this system constitutes your agreement to the service conditions in the current FedEx Service Guide, available on [fedex.com](http://fedex.com). FedEx will not be responsible for any claim in excess of \$100 per package, whether the result of loss, damage, delay, non-delivery, misdelivery, or misinformation, unless you declare a higher value, pay an additional charge, document your actual loss and file a timely claim. Limitations found in the current FedEx Service Guide apply. Your right to recover from FedEx for any loss, including intrinsic value of the package, loss of sales, income interest, profit, attorney's fees, costs, and other forms of damage whether direct, incidental, consequential, or special is limited to the greater of \$100 or the authorized declared value. Recovery cannot exceed actual documented loss. Maximum for items of extraordinary value is \$1,000, e.g. jewelry, precious metals, negotiable instruments and other items listed in our ServiceGuide. Written claims must be filed within strict time limits, see current FedEx Service Guide.