



January 30, 2024

Electronically Filed
Rosemary Chiavetta, Secretary
PA Public Utility Commission
Keystone Bldg., 2nd Floor
400 North Street Harrisburg, PA 17120

Re: Pittsburgh Water and Sewer Authority Quarterly Compliance Plan Progress Report Consolidated Docket Numbers: M-2018-2640802 (water), M-2018-2640803 (wastewater), P-2018-3005039 (wastewater)

Dear Secretary Chiavetta:

Enclosed please find the Pittsburgh Water and Sewer Authority ("PWSA") Compliance Plan Quarterly Update Report for the Fourth Quarter of 2023. This Report is being filed pursuant to the Commission's March 26, 2020 Opinion and Order entered at the above referenced docket numbers which addressed compliance issues regarding PWSA's transition to the Commission's jurisdiction effective April 1, 2018 pursuant to 66 Pa. C.S. §§ 3201-3209.

As part of its reporting requirements, PWSA has prepared an update on each of the areas where it is required to provide information and compiled them in a standard format. These areas include Operations, Billing and Customer Service, Lead, Infrastructure/Engineering, Finance and Accounting, and Contractual/Other Issues. Each section addresses the requirements associated with: (1) the Partial Settlement approved pursuant to the March 26, 2020 Opinion and Order (also referred to as the "Master List of Stipulations"); (2) PWSA's Revised Compliance Plan as filed April 27, 2020; and (3) the Settlement of PWSA's 2020 rate case approved on December 3, 2020 at Docket Nos. R-2020-3017951 and R-2020-3017970.

Sincerely,

William J. Pickering

William Pickering, Chief Executive Officer

Pittsburgh Water and Sewer Authority
PUC Quarterly Update Report
Q4 2023



Contents

Contents	2
1. Operations	3
a. Compliance Plan Supplement Requirements	3
2. Customer Service	3
a. Compliance Plan Supplement Requirements	3
3. Lead	6
a. Tariff and Compliance Plan Supplement Requirements	6
4. Infrastructure	7
a. Master List of Stipulation Requirements	7
b. Compliance Plan Supplement Requirements	8
c. Compliance Plan Requirements	9
5. Finance, Contractual, and Other Issues	11
a. Compliance Plan Supplement Requirements	11
b. Compliance Plan Requirements	12
6. Appendix A – Completed Compliance Plan Requirements	13
7. Appendix B – Title 52 Sections where PWSA Believes it is Currently in Compliance	22
8. Appendix C – 20 Operating Metrics Identified in I&E St. No. 4, p. 5	23
Appendix D – Low Income Customer Billing Metrics	
Appendix E – Call Center Metrics and Customer Service Monthly Reports	
Appendix F – Vacancy Report	
Appendix G – Microfiltration Plant	
Appendix H – Lead COA	
Appendix I – FR_11.1	
Appendix J – Future Debt	
Appendix K – Capital Project Update	
Appendix L – Projected Expenditures	

1. Operations

Operations activities are those that involve operations and maintenance (O&M) in the water, wastewater, and stormwater systems. This includes O&M activities at the Aspinwall Water Treatment Facility, as well as O&M activities in the water transmission, storage and distribution systems and the wastewater/stormwater collection and conveyance systems.

a. Compliance Plan Supplement Requirements

The Compliance Plan Supplement addresses topics including hydrant replacement, leak detection, valve maintenance, metered service, meter testing/replacement, operational effectiveness, and an expanded use of mobile work, as shown in Table 1. This section lays out each of the requirements that PWSA has committed to meeting, as well as a progress update and/or plan for achieving the PUC's standards. Below the table is a narrative describing each task yet to be completed. Completed tasks are also shown in Appendix A.

Table 1: Compliance Plan Supplement Requirements - Operations

Task	Timeline (if specified in the Compliance Plan Supplement)	Progress to Date
Replace one hundred hydrants per year.	On-going	A total of 198 hydrants were replaced in 2023.

i. Replace one hundred hydrants per year

PWSA agreed to replace one hundred hydrants per year. The replacement program is focused on removing older models from service on larger diameter mains. PWSA has replaced a total of 198 in 2023. The work associated with this task is being completed using both contractors and in-house staff. Hydrant replacements are coordinated with the small diameter main replacement program so that new hydrants are installed on new mains that replace older 4- and 6-inch mains that provide inadequate flow and/or pressure. Hydrant inspections continue to exceed previous year totals.

2. Customer Service

Many of the PUC's requirements relating to Customer Service fall under Chapter 56 of Title 52, which was created to establish and enforce "uniform, fair, and equitable residential public utility service standards." PWSA has taken considerable steps to ensure Customer Service compliance, and many of the initiatives agreed to in the Master List of Stipulation Requirements, Tariff Settlements, and Compliance Plan Stage 1 and Stage 2 Settlements are complete.

a. Compliance Plan Supplement Requirements

The Compliance Plan Supplement addresses topics including informal complaints, bill changes, use of collection services, customer service metrics, and creating/working with the LIAAC as shown in Table 5. This section lays out each of the requirements that PWSA has committed to meeting, as well as a progress update and/or plan for achieving the PUC's standards. Below the table is a narrative discussion of each task that has yet to be completed. Tasks associated with the Compliance Plan Supplement that were completed in prior reporting periods are shown in Appendix A.

Table 2: Compliance Plan Supplement Requirements – Customer Service

Task	Timeline (if specified in the Compliance Plan Supplement)	Progress to Date
<p>Make the changes identified in Paragraphs III.1.1 through III.10 of the Settlement consistent with the timeframes established by the final order in this proceeding and provide a copy of the changes to the LIAAC.</p>		<p>The following are complete with a portion of (c) on-going:</p> <ul style="list-style-type: none"> • Improved outreach and messaging for programs (a); • Launched a social media campaign (b); • Designed a comprehensive arrearage forgiveness component to address arrears at the time of enrollment, scheduled to launch with the SAP go-live in August 2022 (c); • Assessed applicable data (d); • PWSA launched two campaigns to fund the Hardship Grant in December 2020; an internal campaign to its employees, and an external campaign to its customers (e); • Exploring issues related to the structure of the Hardship Grant program (f); • Reviewed changes to PWSA customer service policies and procedures (g); and • Funding BDP with separate budgets for water and wastewater (h).

- i. Make the changes identified in Paragraphs III.1.1 through III.10 of the Settlement consistent with the timeframes established by the final order in this proceeding and to provide a copy of the changes to the LIAAC

PWSA has completed the changes identified in Paragraphs III.1.1 through III.10 of the Settlement, consistent with the timeframes established by the final order in this proceeding. The changes that have been made were reviewed with the LIAAC and are contained within archived presentations to the committee. As of this quarter, the only outstanding item is a portion of “c” that is in settlement consideration by the parties in PWSA’s base rate request filed on May 9, 2023.

Customer Satisfaction Survey

Per the Joint Petition for Settlement approved by the Commission on December 3, 2020, PWSA submits these initial Customer Satisfaction Survey findings.

In 2022, the Pittsburgh Water and Sewer Authority engaged Probolsky Research to conduct our first customer satisfaction survey. The purpose of the survey was to gauge overall customer satisfaction and perceptions of PWSA, measure awareness of programs and services, and understand customers’ preferred methods of communication. The survey was conducted from August 8 – September 14, 2022, using a variety of methods to reach a representative sample of PWSA customers.

In total, we received 430 responses, which, according to Probolsky Research, is a representative sample of our customers. We received responses from a broad sampling of the Pittsburgh community. The following demographics stood out.

The largest age group to respond were those between the ages of 18 - 29 (31%) followed by those who were 50 - 64 (20%). More than one-third of respondents reported an income of less than \$35,000 (35.3%) and more than half of respondents identified as renters.

The results indicate that there is significant name recognition and awareness of PWSA and that a majority of respondents approve of the job PWSA is doing. The following summarizes some of the key findings of the survey results.

Key Findings on Customer Awareness and Approval

- 85% have heard of PWSA (5% Unsure)
- 55% approve of the job PWSA is doing (31% Unsure)
- 58% rate the water and sewer services in their area as excellent or good (25% Fair, 6% Unsure)
- 84% agree the services PWSA provides are valuable (12% Unsure)

Key Findings on Important Activities and Attributes

- 93% say it's important to them that PWSA is transparent about drinking water quality (6% Unsure)
- 91% say it's important to them that PWSA protects public health (7% Unsure)
- 91% say it's important to them that PWSA plans for future improvements in the water system (7% Unsure)
- 90% say it's important to them that PWSA protects the environment (5.6% Unsure)
- 79% support PWSA using ratepayer dollars to invest funds to maintain, improve & modernize water infrastructure (13% Unsure)

Key Findings on Customer Assistance Programs

- 44% are not at all familiar with PWSA's Customer Assistance Programs (25.8% Somewhat familiar, 9.3% Very familiar)
- 7.4% are already enrolled
- 72% support using ratepayer dollars to enhance and expand these programs

Key Findings on PWSA Employees

- 86% agree that PWSA employees are important to public health and safety
- 60% trust that the agencies that provide water services have their family's best interest at heart (23.5% Unsure)
- 47% trust that PWSA makes smart decisions about water and sewer services (40.5% Unsure)

41% of respondents indicated that email is their preferred method of communication for receiving information from PWSA and nearly 55% receive information about their community from local television. KDKA is the most watched network and Facebook is the most used social media platform. Additionally, water quality (51.2%) and water safety (48.1%) are the two topics on which PWSA customers would like consistent updates.

Recommendations and Next Steps

PWSA has reviewed the survey results and has shared the findings with its Board of Directors and department leaders to ensure that each department has a general awareness of the findings and areas for improvement. In 2023, PWSA will use the survey findings to make improvements in the following areas.

- Explore outbound email capabilities of the Customer Advantage portal.
- Launch a campaign to describe 2022 accomplishments and continued infrastructure investment in 2023.
- Elevate awareness of drinking water quality by introducing the public to the people who ensure our water quality and educating them on the treatment process.
- Launch Facebook campaign to further educate customers on PGH20 Cares and the customer assistance programs.

PWSA plans to conduct the survey every two years to track changes against these benchmark survey findings. These survey findings provide insight on how we can continue to make progress to achieve our vision of being a trusted service provider.

3. Lead

One of the major focus areas of the Tariff and Compliance Plan Supplement was PWSA's lead remediation program. The following sections lay out the requirements related to lead, as well as the actions that PWSA has already taken or are underway to address this issue.

a. Tariff and Compliance Plan Supplement Requirements

The Compliance Plan Supplement addresses topics including the Community Lead Response Advisory Committee (CLRAC), customer outreach and communication, feasibility analysis, and service line replacement practices as shown in Table 7. This section lays out each of the requirements that PWSA has committed to reporting on a quarterly basis. Below the table is a narrative discussion of each area.

Table 3: Compliance Plan Supplement Requirements – Lead

Task	Timeline (if specified in the Compliance Plan Supplement)	Progress to Date
Provide Data on lead service line replacements completed and location of replacements.	Quarterly	Please see the report submitted to PA DEP with these details included in Appendix H.
Results of the Lead Level Testing	N/A	See Table Below.
PWSA will provide information regarding actual replacement costs including quarterly and cumulative year-to-date data.	Quarterly	Replacement costs were \$2,367,041 for the 4th quarter of 2023. These do not include costs for LSLR as part of the Small Diameter Water Main Replacement program.

i. Provide Data on lead service line replacements completed and location of replacements

The data showing all lead service line replacements during the fourth quarter of 2023 is included in Appendix H.

ii. Results of the Lead Level Testing

Results of the Lead Level testing are as follows:

Sample Round	90 th Percentile Sample Result (ppb)
1998	9
1999	2
2000	8
2001	6
2004	9.5
2007	9
2010	10.3
2013	14.8

2016a	22
2016b	18
2017a	15
2017b	21
2018a	10
2018b	20
2019a	17.5
2019b	10
2020a	5.1
2021b	7.05
2022a	4.42
2022b	5
2023a	3.41
2023b	3.58

- iii. PWSA will provide information regarding actual replacement costs including quarterly and cumulative year-to-date data

Actual replacement costs for the 4th quarter of 2023 are \$6,980,222 and \$32,213,345 for all of 2024. These costs do not include service lines replaced as part of the Small Diameter Water Main Replacement Contracts.

The Compliance Plan requirements associated with PWSA’s lead remediation program were addressed through the Tariff and Compliance Plan Settlement document.

4. Infrastructure

Infrastructure activities are those that involve capital planning, investment, and installation/renewal in the water, wastewater, and stormwater systems. This includes distribution system master planning, meter installations, capital project cost/projection effectiveness, record keeping, pressure assurance, and design/construction standards updates.

a. Master List of Stipulation Requirements

The Master List of Stipulation Requirements was developed in July 2019 to respond to feedback from the Parties, and to codify additional reporting requirements for PWSA. Table 8 highlights these additional reporting requirements.

Table 4: Infrastructure Requirements from the Master List of Stipulations

Task	Timeline (if specified in the Master List of Stipulations)	Progress to Date
Projected Expenditures	Quarterly	Located in Appendix L
LTIIIP – Materials, Valves, Prioritization	Quarterly	PWSA is continually updating GIS mapping and attribute information to facilitate reporting on this data.

i. Projected Expenditures

Projected expenditures for open and active projects and details about funding sources are included in Appendix L in the document.

ii. LTIP – Materials Report, Valves, Prioritization

Material, size, and other key attributes of the primary water and sewer assets continue to be updated. As the data becomes available and PWSA’s GIS is updated, PWSA will provide a comprehensive materials report and updated information regarding types and sizes of valves in future Compliance Plan Progress Reports. PWSA will also provide additional information regarding the prioritization of valve and main replacements and will notify the parties when its Computerized Maintenance Management System (CMMS) project is implemented.

b. Compliance Plan Supplement Requirements

The Compliance Plan Supplement addresses topics including development of a distribution system master plan, a district metering program, the Highland Membrane Filtration Plant (HMFP)/Highland No. 1 Reservoir, and the cost effectiveness of PWSA’s projections, as shown in Table 9. This section lays out each of the requirements that PWSA has committed to meeting, as well as a progress update and/or plan for achieving the PUC’s standards. Below the table is a narrative discussion of each area.

Table 5: Compliance Plan Supplement Requirements – Infrastructure

Task	Timeline (if specified in the Compliance Plan Supplement)	Progress to Date
Develop and implement district metering program.	2020	A draft district metering plan was provided as part of the Water Distribution System Master Plan. The first phase is to rehabilitate metering at the pump stations. Pump Station metering equipment has been installed. Flow transmitters are currently being calibrated annually by a third party.
Develop a plan to track cost effectiveness and cost reporting relative to projections.	With future filings	PWSA is monitoring several metrics related to the effectiveness of its cost projections through its eBuilder project management software.
Update on Orthophosphate Program	Quarterly	On Target

i. Develop and implement district metering program

PWSA currently has operational flow meters at the following locations:

- Raw Water Meter: Ross Pump Station Discharge
- Treated Water Meters: Individual filter gallery effluent flow meters
- System Delivery Flow Meters:
 - Aspinwall Pump Station
 - Bruecken Pump Station Highland Reservoir No. 2 (Rising Mains 3 and 4)
 - Fox Chapel Pump Station
- District Meters
 - Highland Reservoir No. 1 60-inch Transmission Line (Meter Number MFP-1)

- Highland Reservoir No. 1 30-inch Transmission Line (Meter Number MFP-2)
- Lincoln Pump Station
- System Delivery Flow Meters
 - Bruecken Pump Station Highland Reservoir No. 1 (Rising Mains 1 and 2) - These meters were not able to be reinstated due to issues with the startup of the Membrane Filtration Plant. This meter is still not reinstated, until Rising Main 1 can be taken out of service.
- Pump Station Flow Meters

Additional flow meters will be installed as part of the rehabilitation of the booster chlorination facilities at the discharge of the tanks and reservoirs. Pump Station flow meters will be replaced as part of rehabilitation of the pump stations planned in the 2024 – 2028 Capital Improvement Plan (see Appendix L).

ii. Develop a plan to track cost effectiveness and cost reporting relative to projections

PWSA has begun to monitor several metrics related to cost effectiveness and cost reporting relative to its projected capital spending. It is using the eBuilder project management software to track project costs and progress, which allows advanced calculation of performance metrics. Currently, PWSA is tracking project total costs and cash flow relative to budget. PWSA is working on defining additional metrics such as Estimated Cost at Completion (ECAC), schedule variance, change order volume and percentage of total project, etc., and has scheduled a preliminary internal review to receive, review, and address comments. A list of metrics being considered for tracking, as was requested by the PUC and other interested parties is contained in Appendix C.

iii. Update on Orthophosphate Program

Construction of four new Orthophosphate Addition Facilities (one each at both the Aspinwall and Bruecken Pump Stations and two at Highland Park Reservoir No. 1) was completed in April 2019. Start-up of the facilities were taken in phases: Bruecken PS was April 1, Aspinwall PS was April 15 and Highland 1 Facilities began April 29, 2019. Full orthophosphate application is ongoing, and multiple rounds of water quality testing has shown water quality improvements at customers with lead service lines.

The project associated with the construction of the Orthophosphate Addition Facilities is the “Corrosion Control Chemical Storage and Feed Systems” Project, PWSA Project No. 2017-322-107-0. This project was extended in July 2019 to permit the design and construction of modified orthophosphate chemical storage containers at both the Aspinwall Pump Station and Bruecken Pump Station, converting from temporary soft walled poly totes to permanent double-wall storage tanks with exterior fill stations and associated structural improvements (interior and exterior). This modification is typical of the design implemented at the two Highland No. 1 Orthophosphate Storage Sites and is currently in construction. This modification was requested by PWSA Operations to reduce concerns associated with handling and transporting the chemical during refilling and replacing totes at these sites. PWSA received Public Water Supply Construction permit dated April 7, 2022. The two tanks at each site have been installed, and the Aspinwall PS tanks have been feeding since July 19, 2022. Once the Highland Reservoir 2 was back online, the Bruecken tanks were able to be tested. An operating permit for the Bruecken tanks was received on January 9, 2023. This project is now in closeout.

c. Compliance Plan Requirements

For PWSA’s infrastructure area, the Compliance Plan addresses topics including records management, meeting pressure requirements, metering municipal and flat rate customers, metering all sources of supply, ensuring appropriately sized mains and operable valves, and incorporating the PUC’s design requirements into a formalized design manual (Table 10). Compliance tasks associated with PUC Section 65.8 (Meters – Change-outs) and 65.17 (Standards of Design – Flushing Program) have already been addressed in the Compliance Plan Supplement Requirements. As such, this section lays out each of the remaining infrastructure requirements for PWSA, as well as a progress update and/or plan for achieving the PUC’s standards.

Table 6: Compliance Plan Requirements – Infrastructure

Task	Timeline (if specified in the Compliance Plan)	Progress to Date
65.4 Update GIS with main installation date and material.	by 2021	PWSA is continuing to update GIS attribute information using historic record drawings. Based on the time it takes to complete these updates the project will be substantially complete by late 2022.
65.4 Update GIS with hydrant and valve status.	On-going	On Target
65.4 Organize, store, and input current records backlog into GIS.	On-going	On Target
65.6 Develop an SOP to address areas of high pressure.	by the end of 2019	Addressed by Master Plan. SOP has been developed.
65.17 Continue to work on replacing all 4" water mains.	On-going	On Target, to be addressed by Master Plan and Small Diameter Water Main Replacement Program.
65.17 Incorporate the PUC's design requirements, specifications, and standard details into a formalized design manual.	2019 and 2020	Formalized design manual in progress

i. 65.4 - Records

Section 65.4 of Chapter 65 requires that utilities must keep complete maps, plans, or records of their entire distribution systems showing the size, character, and location of each main, street valve, and service line. In meeting this obligation, PWSA Document Management team has developed and introduced policies and procedures for records digitization, standardized indexing, long term maintenance, and efficient retrieval. These policies are now in effect and supported by the ongoing use of a digital document management system provided by Docuware.

Within GIS, attributes such as main installation date, diameter, material, valve location, and hydrant details are being populated on an ongoing basis as record documents continue to be reviewed. PWSA has made significant progress in enabling hyperlinks to the digitized record document file locations established in Docuware. Work will continue indefinitely as new record sets are identified and construction projects are completed. Associated metrics are shown in Appendix C.

ii. 65.6 - Pressures

PWSA is aware of locations within its system where pressure falls below 25 psi. In accordance with Part 4 of the PA DEP October 25, 2017 Administrative Order, PWSA has installed 24 pressure monitoring stations, which monitor and record pressures every 15 minutes, and report on low or loss of pressure by text and email alert. An additional 36 monitoring stations were installed throughout the system for continuous monitoring with one pressure monitor remaining to be installed. PWSA is also aware of areas where pressure exceeds 150 psi and is in the process of developing an SOP to address this issue. Capital projects associated with areas of low pressure will be addressed in the Water Distribution System Master Plan and CIP, and PWSA is on-target to meet the projected timeframes.

iii. 65.17 – Standards of Design

PWSA has updated its standard details and specifications and based on the PUC's standards of design and plans to produce a formalized design manual.

5. Finance, Contractual, and Other Issues

PWSA has already made considerable effort to ensure compliance regarding financial, contractual, and other issues, and many of the initiatives agreed to in the Tariff Settlement, Compliance Plan or the Compliance Plan Supplement have already been completed. The following sections focus on identifying the remaining requirements and highlighting PWSA's progress in each of these areas.

a. Compliance Plan Supplement Requirements

The Compliance Plan Supplement addresses topics including negotiations with the City of Pittsburgh and ALCOSAN, rates for public fire hydrant service, flat rates for unmetered customers, the discount for Pennsylvania American Water customers, as shown in Table 11. This section lays out each of the requirements that PWSA has committed to meeting, as well as a progress update and/or plan for achieving the PUC's standards. Below the table is a narrative discussion of each area. Tasks that were completed and reported on in previous updates have been moved to Appendix A.

Table 7: Compliance Plan Supplement Requirements – Finance, Contractual, and Other Issues

Task	Timeline (if specified in the Compliance Plan Supplement)	Progress to Date
Consider the proposal for a flat rate for both water and wastewater for all unmetered and unbilled municipal and government properties or buildings served by PWSA.		Complete
Investigate the allocation of flows to ALCOSAN and other municipalities to determine the feasibility of measuring stormwater separately from wastewater.		On-going
Evaluate the potential ways to address PWSA's contract with ALCOSAN, including renegotiation of the contract.		On-going

- i. Consider the proposal for a flat rate for both water and wastewater for all unmetered and unbilled municipal and government properties or buildings served by PWSA

All unmetered properties owned by the City of Pittsburgh are governed by the Cooperation Agreement. However, as of the date of this filing, all City of Pittsburgh properties have been metered. All other unmetered municipal and government properties are billed at a flat rate per PWSA's tariff.

- ii. Investigate the allocation of flows to ALCOSAN and other municipalities to determine the feasibility of measuring stormwater separately from wastewater

Approximately 70% of PWSA's collection system is combined, which prevents the Authority from accurately measuring stormwater and wastewater separately. However, PWSA is investigating the allocation of flows to ALCOSAN and studying the value, maintenance requirements, and use ratios for its shared conveyance system.

- iii. Evaluate the potential ways to address PWSA's contract with ALCOSAN, including renegotiation of the contract

PWSA has initiated evaluation of its contract with ALCOSAN and is in the process of identifying opportunities to address existing issues.

b. Compliance Plan Requirements

For PWSA's financial, contractual, and other areas, the Compliance Plan addresses topics including the system of accounts, annual financial reporting requirements, a workforce diversity policy, and emergency response planning and self-certification requirements, as shown in Table 12. This section lays out each of the remaining financial, contractual, and other requirements for PWSA, as well as a progress update and/or plan for achieving the PUC's standards.

Table 8: Compliance Plan Requirements – Finance, Contractual, and Other Issues

Task	Timeline (if specified in the Compliance Plan)	Progress to Date
65.16 System of Accounts	2021	Complete
73.5 Service Life Study Report	June 1, 2025	On Target
Capital Lease Agreement	2025	On Target

i. 65.16 - System of Accounts

Section 65.16 mandates that a public utility, having an annual operating revenue of \$750,000 or more shall keep its accounts in conformity with the most recent Uniform System of Accounts for Class A Water Utilities, as prescribed by the National Association of Regulatory Utility Commissioners (NARUC). PWSA has completed its effort to map its current chart of accounts to the NARUC chart of accounts in order to identify existing gaps. A Request for Proposals was issued for an Enterprise Resource Planning (ERP) system and closed on March 19, 2020. PWSA's went live with a new ERP system in August 2022. The municipal reports that PWSA files with the PUC are not required to be at the NARUC or GL level. However, if requested, PWSA now has the capacity to generate reports using NARUC.

ii. 73.5 - Service Life Study Report

Section 73.5 stipulates that public utilities with intrastate gross revenues in excess of \$20 million per year shall file a service life study report with the Office of Special Assistants every five years. PWSA met this requirement by filing the Service Life Study Report in June 2020. The next service life study report will be due June 1, 2025.

iii. Capital Lease Agreement

PWSA plans to purchase the system for \$1 when eligible in 2025, unless a new arrangement is negotiated and approved by the Commission in advance of that timeline.

6. Appendix A – Completed Compliance Plan Requirements

Task	Timeline (if specified in the Compliance Plan Supplement)	Progress to Date
Operations		
Install a new meter test station for testing 5/8" to 2" meters.	April 2019	Completed
Develop a leak detection program and restructure staff to add more personnel for leak detection.	April 2019	Completed
Hire a private contractor to test meters that are 3" and above on site or at their facility.		Completed. The PWSA Board of Directors awarded this contract to Vanguard on April 26, 2019.
65.8 Develop criteria for when to test meters that have been pulled from service, prior to disposal.	Within 6 months of Compliance Plan Filing	Completed
61.17 Implement a flushing program	2020	Completed. Flushing program has been implemented. Tracking of hydrants flushed and inspected in Spry Mobile.
67.1 Develop a SOP to notify the Commission during periods of unscheduled service interruptions	Within 6 months of Compliance Plan Filing	Completed
Record water used for flushing after main breaks by having crews record the time flushed and flow gauges to record water used.	October 2019	Completed. Recording water lost during the leak has been developed and is in Spry Mobile. Water usage is also being recorded for flushing hydrants during normal operations.
Track the 20 Operating Metrics identified in I&E St. No. 4, p. 5		Completed. PWSA is tracking the 20 Operating Metrics identified in I&E St. No 4, p. 5. Results of these operating metrics will be shown in Appendix C as data is available.
Develop a plan to track age of customer meters and to test and/or replace meters over 20 years old.		Completed. Plan has been developed; Customer Service is currently tracking installation dates.
65.7 Hire a contractor to assist with inspecting, sizing, and installing meters for municipal and unmetered properties.	2024	Completed. Contractor was hired to assist with inspecting, sizing, and installing meters.
65.11 Develop SOPs, including communications protocols, for periods of mandatory conservation.	2020	Completed. Drought Contingency Plan developed in August 2021
65.8 Add additional plumbers to address 50,000 meters that are overdue for testing/change-out.	Immediately	Completed. Additional plumbers have been hired.
Restructure to support delivery of formal valve operation, flushing, and leak detection programs	April 2019	PWSA has completed its restructuring and met valve inspection and hydrant inspection goals.
65.8 Develop a program to test 10-25% of commercial meters annually.	2022	Completed
69.16 Update Emergency Response Plan SOPs	Within 6 months of Compliance Plan Filing	On-going

Customer Service		
Conduct a regular review of informal complaint information to determine complaint trends and whether there is a need to implement additional or new internal training policies.		PWSA is regularly reviewing informal complaints to determine trends and the need for further training.
Track whether customer complaints are related to water, sewer, or stormwater.	Monthly	Completed
Suspend the use of Jordan Tax Service, Inc.	With the Commission's final order approving the Settlement	Completed
Track the following metrics: Abandon %, ACD handling time, average speed of answer, CSR attendance, Customer satisfaction, service level % (Appendix E).	Monthly	Completed
Collect and report on requested billing data (Appendix E).		Completed. Data appears in Appendix E of this report.
Provide interested parties and the Commission's Bureau of Consumer Services with a draft of the bill changes for feedback and recommendations.		Completed. The bill draft was provided on March 29, 2019. Responses were provided in April 2019 by OCA, I&E, and Pittsburgh UNITED.
Inform customers of the payment arrangement terms, based on the consumer's ability to pay upon contact with the customer, and offer payment arrangements as permitted by Chapter 14.		Completed. Informal practices in this area have been formalized to demonstrate compliance.
Form a Low-Income Assistance Advisory Committee.	Meetings should occur at least quarterly	Completed
Revise Bill Discount Program rate to provide for a 75% discount on the minimum water and/or wastewater charge for customers with income at or below 150% of the federal poverty level.		Completed, and effective as of March 1, 2019.
56.11-56.25 and 56.261-56.275 - Complete bill redesign project.		Completed as of June 3, 2020
Submit a detailed Plan that outlines the program parameters for each of its low-income assistance programs.	Next Base Rate Proceeding	Completed as of the September 23, 2019 LIAAC meeting
PWSA Affordability Analysis		Completed as of December 15, 2019
Track the following metrics: Abandon %, ACD handling time, average speed of answer, CSR attendance, Customer satisfaction, service level % (Appendix E).	Monthly	Completed
Expand the use of the SpryPoint Mobile app.		Completed as of go live on January 14, 2020
PWSA Affordability Analysis		Completed as of December 15, 2019
Suspend the use of Jordan Tax Service, Inc.	With the Commission's final order approving the Settlement	Completed as of June 30, 2019

Track whether customer complaints are related to water, sewer, or stormwater.	Monthly	Completed
Expand the use of SpryMobile app		Completed as of go-live January 14, 2020
Track the following metrics: Abandon %, ACD handling time, average speed of answer, CSR attendance Customer satisfaction, service level % (Appendix D).	Monthly	Completed. Data is in Appendix E of this report
56.11-56.25 and 56.261-56.275 - Complete bill redesign project.		Completed as of June 3, 2020
BCS input on PWSA CAP Program	Next base rate case	Rate case settlement filed on September 30, 2020; Commission-approved rates went into effect at PWSA on January 14, 2021, including numerous enhancements to the customer assistance programs.
Commission development of a "Model Water CAP Design"		Commission-approved rates went into effect at PWSA on January 14, 2021, including numerous enhancements to the customer assistance programs.
Provide water meters for each DPW division and have them installed on hydrants	October 2019	Completed. PWSA assigned 12 meters to DPW to track water usage.
Conduct a regular review of informal complaint information to determine complaint trends and whether there is a need to implement additional or new internal training policies.		PWSA is regularly reviewing informal complaints to determine trends and is responding with process adjustments and/or further training. Based on BCS feedback, PWSA kicked-off a Call Quality Initiative in October 2020, including increased live monitoring, coaching of staff, and the implementation of after call surveys effective December 18, 2020. After call customer survey data for the first quarter of 2021 was provided to the Commission as an exhibit to the Stage 2 Compliance Plan filing on April 9, 2021.
Collect and report on requested billing data (Appendix D)	Quarterly	Reporting found in Appendix D.
Fund BDP program using revenues collected from approved rates in the tariff filing.		On-going
Customer outreach	On-going	PWSA participates in upwards of 100 community meetings annually. The PGH2O Cares team was approved by the Commission in PWSA's 2020 rate case and was launched with enhanced outreach efforts as of February 15, 2021. Please refer to the presentations to the Low Income Assistance Advisory Committee (LIAAC). The Cares team has participated in virtual community outreach meetings, has garnered the ability to enroll customers into the assistance programs, and has increased customer enrollment numbers in the Bill Discount Program (BDP).

<p>Commitments from motion to move issues from Stage 1 to Stage 2</p>	<p>On-going</p>	<p>On-Target (Moved to Stage 2); "Stage 2 Compliance Plan: Chapters 14 & 56, DSLPA and Collections" was filed with the Commission on April 9, 2021; and two all-party workshops were held in June 2021. The Commission filed their Report and Directed Questions on August 5, 2021. The parties worked with the ALJ to develop a litigation schedule, and PWSA's Direct Testimony was filed April 15, 2021. PWSA's Rebuttal Testimony was filed on January 21, 2022. On March 14, 2022, the parties filed a Joint Petition for Settlement Stage 2 Customer Service and Collections Issues. The Recommended Decision from the Administrative Law Judge is due on May 25, 2022. On May 18, 2022, ALJ's Vero and Chiodo issued a Recommended Decision to adopt the Settlement without modification. On July 14, 2022, the Commission voted to adopt the Recommended Decision of ALJ's Vero and Chiodo. Customer Service is working to execute the commitments of the Settlement, which are due 135 days from the Order date. As of November 14, 2022, all letters, notices, training documents, and procedures were updated by Customer Service management in accordance with the Settlement. The parties are reviewing the changes to meet a Commission filing deadline of February 11, 2023. All party feedback was received by March 15, 2023 and was incorporated into the documents. Customer Service management is working to update the documents on PWSA's website and Customer Advantage portal and to train staff on the changes. These revised documents are also posted on the Customer Service department page in PWSA's intranet on SharePoint. PWSA completed all requirements as prescribed in Compliance Plan Stage 2 effective June 30, 2023.</p>
<p>56.94 and 56.336 – Interim personal contact procedures immediately prior to termination</p>	<p>Quarterly Progress Reports</p>	<p>On-Target (Moved to Stage 2); "Stage 2 Compliance Plan: Chapters 14 & 56, DSLPA and Collections" was filed with the Commission on April 9, 2021. An updated <i>draft</i> RFP, including revisions based on feedback from OCA, was delivered to all parties for review on June 29, 2021. The final RFP was issued by PWSA on August 5, 2021. PWSA is in contract negotiations with the sole, responsible bidder. An agreement with Cosmos Technologies, Inc. is in place, and Cosmos has been performing personal contact at the time of termination since December 7, 2021. The contract with Cosmos was terminated in Q4 of 2022. PWSA Field Technicians were trained to perform this work in 2023.</p>

Personal Contact Attempts	Quarterly	97 in Q4 2023
Terminations Completed	Quarterly	67 in Q4 2023
Terminations Placed on Hold Due to Personal Contact	Quarterly	19 in Q4 2023
Terminations Not Completed Due to Curb Box Issues	Quarterly	10 in Q4 2023
Work with the parties to determine an appropriate informal complaint tracking information review process.	2023	On-Target (Moved to Stage 2); "Stage 2 Compliance Plan: Chapters 14 & 56, DSLPA and Collections" was filed with the Commission on April 9, 2021; and two all-party workshops were held in June 2021. The Commission filed their Report and Directed Questions on August 5, 2021. The parties worked with the ALJ to develop a litigation schedule, and PWSA's Direct Testimony was filed on October 15, 2021. PWSA's Rebuttal Testimony was filed on January 21, 2022. On March 14, 2022, the parties filed a Joint Petition for Settlement Stage 2 Customer Service and Collections Issues. On May 18, 2022, Administrative Law Judge's Vero and Chiodo issued a Recommended Decision to adopt the Settlement without modification. On July 14, 2022, the Commission voted to adopt the Recommended Decision of ALJ's Vero and Chiodo. Customer Service is working to execute the commitments of the Settlement, which are due 135 days from the Order date. As of November 14, 2022, all letters, notices, training documents, and procedures were updated by Customer Service management in accordance with the Settlement. The parties are reviewing the changes to meet a Commission filing deadline of February 11, 2023. All party feedback was received by March 15, 2023 and was incorporated into the documents. Customer Service management is working to update the documents on PWSA's website and Customer Advantage portal and to train staff on the changes. These revised documents are also posted on the Customer Service department page in PWSA's intranet on SharePoint. PWSA completed all requirements as prescribed in Compliance Plan Stage 2 effective June 30, 2023.
Make the changes identified in Paragraphs III.1.1 through III.10 of the Settlement consistent with the timeframes established by the final order in this proceeding and provide a copy of the changes to the LIAAC.	2023	The following are complete with a portion of (c) on-going: <ul style="list-style-type: none"> • Improved outreach and messaging for programs (a); • Launched a social media campaign (b); • Designed a comprehensive arrearage forgiveness component to address arrears at the time of enrollment, scheduled to launch with the SAP go-live in August 2022 (c); • Assessed applicable data (d);

		<ul style="list-style-type: none"> • PWSA launched two campaigns to fund the Hardship Grant in December 2020; an internal campaign to its employees, and an external campaign to its customers (e); • Exploring issues related to the structure of the Hardship Grant program (f); • Reviewed changes to PWSA customer service policies and procedures (g); and • Funding BDP with separate budgets for water and wastewater (h).
<p>56.81-56.118 and 56.321-56.358 - Meet plain language requirements for shut-off notices. (Now moved to Stage 2 of the Compliance Plan.)</p>	<p>2023</p>	<p>On Target (Moved to Stage 2); "Stage 2 Compliance Plan: Chapters 14 & 56, DSLPA and Collections" was filed with the Commission on April 9, 2021; and two all party workshops were held in June 2021. The Commission filed their Report and Directed Questions on August 5, 2021. The parties worked with the ALJ to develop a litigation schedule, and PWSA's Direct Testimony was filed on October 15, 2021. PWSA's Rebuttal Testimony was filed on January 21, 2022. On March 14, 2022, the parties filed a Joint Petition for Settlement Stage 2 Customer Service and Collections Issues. On May 18, 2022, ALJ's Vero and Chiodo issued a Recommended Decision to adopt the Settlement without modification. On July 14, 2022, the Commission voted to adopt the Recommended Decision of ALJ's Vero and Chiodo. Customer Service is working to execute the commitments of the Settlement, which are due 135 days from the Order date. As of November 14, 2022, all letters, notices, training documents, and procedures were updated by Customer Service management in accordance with the Settlement. The parties are reviewing the changes to meet a Commission filing deadline of February 11, 2023. All party feedback was received by March 15, 2023 and was incorporated into the documents. Customer Service management is working to update the documents on PWSA's website and Customer Advantage portal and to train staff on the changes. These revised documents are also posted on the Customer Service department page in PWSA's intranet on SharePoint. PWSA completed all requirements as prescribed in Compliance Plan Stage 2 effective June 30, 2023.</p>

Infrastructure		
65.14 Reestablish operability of meters at each source of supply and install an additional meter at Fox Chapel Station.	2019	Completed
Develop a Water Distribution System Master Plan to address master metering, non-revenue water, and include an AWWA Water Audit based on available data	2019-2020	Final Report was completed in February 2020
LTIIIP – Customer Owned Lead Service Lines		Completed
LTIIIP – Workforce Development		Completed
LTIIIP – Construction Coordination with Other Utilities and Municipalities		Completed
LTIIIP – Distribution System Improvement Charge (DSIC)	Next base rate case	Completed on January 14, 2021 at 5%.
A cost/benefit analysis comparing continuing to operate the HMFP instead of covering and placing a physical barrier around Highland No. 1 Reservoir.	With the next base rate filing	Completed
Selection Processes and Existing Contractors	Annually	Completed in June 2020
Provide a detailed cost breakdown of actual and projected operating and capital costs on a calendar year basis incurred and estimated to be incurred to operate the HMFP.	Starting within 30 days of the signature date of the Settlement and quarterly thereafter	Completed. See Appendix G.
65.7 Secure a contractor to assist with inspection, sizing, and installation of meters and associated equipment for municipal buildings and flat rate customers.	2024	Completed. Contractor has been secured. As of Sept 2021, there are 9 municipal accounts to be metered.
Construction Project Tracking and Evaluation	November 12, 2019	PWSA has developed and validated a list of proposed metrics
65.18 Complete the development of a comprehensive flushing program.	Starts in 2018	Completed. PWSA has developed a comprehensive flushing program
65.18 Review the existing system to ensure ample valves.	Starts in 2018	Completed
65.18 Increase the number of valves inspected and operated per year.	2019	PWSA developed a valve inspection program and is tracking the valves operated in Spry Mobile.
65.4 Develop a series of SOPs for records filing, records updates in GIS, and records retrieval.	Within 6 months	Completed
Lead		
Form a Community Lead Response Advisory Committee (CLRAC).	Initiated within 30 days of Settlement Agreement	The first quarterly meeting was held January 8, 2019, and subsequent meetings occurred on February 6, 2019, March 4, 2019, April 24, 2019, June 3, 2019, August 12, 2019, September 24, 2019, and December 10, 2019. Meetings have occurred quarterly in March, June, September and December each year since.
Make best efforts to send a letter notifying the resident and property owner of the results of a curb box inspection.	Within 90 days of the completion of the inspection, but no later than 120 days	Completed
Make all historical service line records available for public viewing on website.	Within 90 days of effective date of rates	Completed in early January 2019 and updated monthly since.
Analyze per-line costs for replacing lead service lines.	Within 90 days of effective date of rates	This information was presented to CLRAC on April 24, 2019.

Develop an outreach program to notify customers of their eligibility for free filters, including at a minimum, a letter or bill insert.	Within 90 days of effective date of rates	Completed
Make best efforts to send a letter notifying the resident and property owner of the results of a curb box inspection.	Within 90 days of the completion of the inspection, but no later than 120 days	Completed
Make all historical service line records available for public viewing on website.	Within 90 days of effective date of rates	Completed
Continue to make a good-faith effort to secure an agreement with PennVEST enabling it to obtain customer consent for private-side lead service line replacements at any point before PWSA completes lead service line replacements for the work order covering the customer's property.	For 2019 program	Approval obtained from PENNVEST.
65.6 Install additional monitoring stations for areas of low pressure.	by 2020	Completed
When PWSA started testing for lead levels.	N/A	1998
Provide quarterly updates regarding the progress of the orthophosphate program.	Quarterly	Please see the report submitted to PA DEP with these details included in Appendix H.
Finance, Contractual, and Other Issues		
Formally notify the City of Pittsburgh of the record and outcome of this case, that the Cooperation Agreement is being reviewed by the PUC in the Compliance Filing proceeding, and that PWSA's LTIP Filing is pending with the Commission.		Completed
Serve the City with a copy of Final Commission Orders and file a certificate of service with the Commission verifying that such service was made.	Issued in this matter within 10 days of their issuance	Completed
Investigate the City of Pittsburgh discount for PAWC water customers as originated under the terms of the 1973 Agreement between the City of Pittsburgh and Western Pennsylvania Water Company.	Next Base Rate Case	The analysis has been completed and the subsidy was eliminated on December 31, 2019.
69.16 Update emergency response plan with updated SOPs.	October 31, 2019	Completed
101.4 File a Self-Certification Form	February 28, 2020	Completed
Residential Fire Protection and Standby Charges	Next Base Rate Case	Completed. Residential customers who have been charged private fire protection have been identified and have been credited for those payments.
Investigate the City of Pittsburgh discount for PAWC water customers as originated under the terms of the 1973 Agreement between the City of Pittsburgh and Western Pennsylvania Water Company		Completed
101.3 – Plan Requirements		<ul style="list-style-type: none"> > Physical security plan: 12/31/2019 > Cyber security plan: Approved > Emergency response plan – 10/31/2019 > Business continuity plan – 10/31/2019

Renegotiate the Cooperation Agreement with the City of Pittsburgh.	Quarterly Updates, beginning 4/30	Cooperation agreement signed and filed with the PUC.
Analyze the feasibility of assessing a flat rate to the unmetered customers.	Next Base Rate Case	Completed on January 14, 2021.
69.801 Develop a formal policy to improve diversity in the workforce.	By the end of 2019	Completed
Ownership of Wastewater Laterals	Final Report Submission, January 15, 2021	Report submitted to the parties on January 15, 2021.
65.19 Filing of Annual Financial Reports	2019	On-going
Consider the timeframe for developing a separate rate for public fire hydrant service.	Next Base Rate Case	Completed
Consider assessing the City of Pittsburgh a separate rate for public fire hydrant service.	Next Base Rate Case	Completed
Propose a plan or method for developing separate cost of service studies for wastewater and stormwater for the development of stormwater rates.		Completed
Bulk Water: Sales for Resale	Within 120 days of the Final Commission Order	Completed
Bulk Wastewater Conveyance Agreements	Within 120 days of the Final Commission Order	Completed
Capital Investment Plan Report	2020	Filed on January 26, 2022
73.3 Annual Depreciation Reports	April 1, 2024	Completed. Depreciation Reports will continue to be filed annually.

7. Appendix B – Title 52 Sections where PWSA Believes it is Currently in Compliance

Section	Subchapter	Currently in Compliance
56.1	Preliminary Provisions for Utilities and Customers Subject to Chapter 14 of the Public Utility Code	X
56.31 – 56.58	Credit and Deposits Standards Policy (Water)	X
56.71 – 56.72	Interruption and Discontinuance of Service (Water)	X
56.81-56.118	Include information in Spanish directing Spanish-speaking customers to numbers for translation assistance for shut-offs (Water)	X
56.14 – 56.174	Disputes; Termination Disputes; Informal and Formal Complaints (Water)	X
56.191	Restoration of Service (Water)	X
56.251 – 56.252	Provisions for Wastewater, Steam Heat and Small Natural Gas Distribution Utilities and Victims of Domestic Violence with a Protection from Abuse Order	X
56.281 – 56.307	Credit and Deposits Standards Policy (Wastewater)	X
56.311 – 56.312	Interruption and Discontinuance of Service (Wastewater)	X
56.371 – 56.411	Disputes; Termination Disputes; Informal and Formal Complaints (Wastewater)	X
56.321-56.358	Include information in Spanish directing Spanish-speaking customers to numbers for translation assistance for shut-offs (Wastewater)	X
56.421 – 56.422	Restoration of Service (Wastewater)	X
56.441	Informal Complaints (Wastewater)	X
65.3.	Complaints.	X
65.5.	Interruptions of service.	X
65.9.	Adjustment of bills for meter error.	X
65.10.	Disputed bills.	X
65.12.	Notice of desire to have service discontinued.	X
65.13.	Temporary service.	X
65.14.	Reestablish operability of meters at each source of supply and install an additional meter at Fox Chapel Station.	X
65.15.	Refusal to serve applicants.	X
69.51 – 69.85	Inclusion of State Taxes and Gross Receipts Taxes in Base Rates	X
69.169	Policy Statement Interpreting Terms Included In 66 Pa.C.S. § 1326	X
69.261 – 69.267	Policy Statement on Customer Assistance Programs	X
69.351	Implementation of SFAS 106	X
73.7.	Capital investment plan report	X
121.3.	LTIIP.	X
121.4.	Filing and Commission review procedures.	X

8. Appendix C – 20 Operating Metrics Identified in I&E St. No. 4, p. 5

Metric	Q4 2023
Pipeline Materials (% of pipe segments with materials listed in GIS)	Water: 37% 26,083 out of 70,384 water mains have material populated) Sewer: 94% (44,350 out of 47,005 sewer mains have material populated)
Pipeline Age (% of pipe segments with age listed in GIS)	Water and Sewer: Not a field in GIS at this time, but can be calculated using installation date, so same % as below could be provided
Leak History per Mile (number of leaks per 100 miles of pipe per year) *	56 leaks per 100 miles
Pipeline Pressures (distribution pressure devices recording pressure outside minimum and maximum for more than 10 minutes)	There are 61 Loggers throughout our system monitoring pipeline pressures.
Installation Year (% of pipe segments with installation year listed in GIS)	Water: 89% (62,0655 out of 70,384 water mains have date installed populated) Sewer: 89% (41,900 out of 47,005 sewer mains have a date installed populated)
Pipeline Diameter (% of pipe segments with pipeline diameter listed in GIS)	Water: 100% of active water mains have a diameter populated. Sewer: 100% of active sewer mains have a diameter populated (includes some assumed inlet lateral diameters)
Pipeline Mileage (miles of active and retired pipe in the distribution system)	Water: Active Water Mains: 953.1 miles; Abandoned Water Mains: 193.8 miles mapped in GIS (includes abandoned water mains layer originally exported from CAD prior to GIS conversion) Active Sewer Mains: 1,241.7 miles; Abandoned Sewer Mains: 63.4 miles mapped in GIS
Addition/Retirements of Plant (GIS or CMMS field denoting active or inactive assets)	TBD
Materials and Supplies (Value of materials and supplies on-hand)	\$2,645,000 – 2022 Inventory Value
Leak Repair (number of leaks repaired – distribution main)	538 in 2023
Leak Repair (number of leaks repaired – service line)	254 in 2023
Pipeline Damages from Excavation (GIS or CMMS field denoting suspected cause of leak)	9 instances for Q4, 61 total in 2023
Plant in Service (Asset inventory)	TBD
Corrosion Protection Programs (pipe segments protected by cathodic protection)	TBD
Lead Levels (Lead and copper action level, current period)	3.58 ppb

Miles of Lead Pipeline	PWSA reports lead service lines in number of service lines, not by mile
Cost of Lead Pipeline Replacement for PWSA Work Crews (average pipeline replacement cost per period)	TBD
Cost of Lead Pipeline Replacement for PWSA Contractors (average pipeline replacement cost per period)	Based on our 2019 LSLR Program costs, the average public side LSLR cost \$5,882 and the average private side LSLR cost \$10,682.
Sanitary Flow Reduction (Number of reportable SSOs per year)	227
Sanitary Flow Reduction (Volume of reportable SSOs per year)	2.0725
Miles of Combined Sewer Separation (per year)	No Separation projects were completed in Q3 2023
Unaccounted for Water (% of finished water that is unaccounted for)	67.03%
Non-revenue Water (% of finished water that is non-revenue)	68.15%

*Leaks will be geotagged to the segments in which they occur.

Appendix D – Low Income Customer Billing Metrics

Billing Metrics	July 2023		October 2023		January 2024	
Billed revenue	\$70,233,163		\$79,835,813		\$75,926,407	
Receipts actually collected	\$70,498,962		\$75,869,918		\$72,473,040	
Number of accounts in arrears	20,770		19,572		22,691	
Dollars of arrears	\$22,868,689		\$20,439,875		\$24,226,388	
Number of accounts disconnected for nonpayment	93		12		13	
Number of accounts receiving a notice of disconnection for nonpayment	6,634		665		619	
Number of bill discount participants who entered the bill discount program with unpaid account balances	573		463		548	
Dollars of unpaid account balances for bill discount program participants at the time those participants entered the bill discount program	\$616,318		\$687,747		\$561,447	
Number of bill discount participants by agreed-upon poverty ranges	15213	0.00%	15210	0.00%	15212	0.00%
	15207	0.00%	15221	0.00%	15210	0.00%
	15227	0.00%	15206	0.00%	15210	0.00%
	15204	0.00%	15220	0.00%	15212	0.00%
	15204	0.00%	15210	0.00%	15204	0.00%
	15216	0.00%	15206	0.00%	15213	0.00%
	15210	0.00%	15207	0.00%	15210	0.00%
	15235	0.00%	15214	0.00%	15216	0.00%
	15210	0.00%	15214	0.00%	15205	0.00%
	15207	0.00%	15219	0.00%	15204	0.00%
	15207	0.00%	15216	0.00%	15217	0.00%
	15201	0.00%	15203	0.00%	15211	0.00%
	15204	0.00%	15204	0.00%	15210	0.00%
	15210	0.00%	15210	0.00%	15221	0.00%
	15206	0.00%	15206	0.00%	15208	0.00%
	15210	0.00%	15213	0.00%	15213	0.00%
	15212	0.00%	15224	0.00%	15212	0.00%
	15226	0.00%	15210	0.00%	15210	0.00%
	15210	0.00%	15227	0.00%	15206	0.00%
	15207	0.00%	15216	0.00%	15214	0.00%
	15201	0.00%	15224	0.00%	15209	0.00%
	15212	0.00%	15204	0.00%	15221	0.00%

15210	0.00%	15212	0.00%	15210	0.00%
15201	0.00%	15221	0.00%	15217	0.00%
15212	0.00%	15212	0.00%	15224	0.00%
15210	0.00%	15213	0.00%	15206	0.00%
15226	0.00%	15211	0.00%	15210	0.00%
15207	0.00%	15226	0.00%	15219	0.00%
15210	0.00%	15207	0.00%	15207	0.00%
15210	0.00%	15209	0.00%	15204	0.00%
15206	0.00%	15208	0.00%	15212	0.00%
15212	0.00%	15232	0.00%	15203	0.00%
15210	0.00%	15203	0.00%	15203	0.00%
15204	0.00%	15211	0.00%	15210	0.00%
15211	0.00%	15221	0.00%	15212	0.00%
15212	0.00%	15212	0.00%	15212	0.00%
15210	0.00%	15217	0.00%	15212	0.00%
15235	0.00%	15212	0.00%	15212	0.00%
15210	0.00%	15221	0.00%	15226	0.00%
15211	0.00%	15210	0.00%	15201	0.00%
15212	0.00%	15213	0.00%	15203	0.00%
15207	0.00%	15208	0.00%	15214	0.00%
15212	0.00%	15214	0.00%	15204	0.00%
15213	0.00%	15207	0.00%	15212	0.00%
15201	0.00%	15208	0.00%	15212	0.00%
15203	0.00%	15206	0.00%	15207	0.00%
15204	0.00%	15203	0.00%	15205	0.00%
15212	0.00%	15208	0.00%	15210	0.00%
15214	0.00%	15214	0.00%	15220	0.00%
15217	0.00%	15210	0.00%	15204	0.00%
15212	0.00%	15212	0.00%	15220	0.00%
15212	0.00%	15204	0.00%	15207	0.00%
15206	0.00%	15210	0.00%	15217	0.00%
15203	0.00%	15201	0.00%	15227	0.00%
15206	0.00%	15204	0.00%	15226	0.00%
15206	0.00%	15207	0.00%	15209	0.00%
15224	0.00%	15216	0.00%	15206	0.00%
15210	0.00%	15210	0.00%	15204	0.00%
15206	0.00%	15210	0.00%	15210	0.00%
15204	0.00%	15214	0.00%	15207	0.00%
15212	0.00%	15220	0.00%	15216	0.00%
15211	0.00%	15210	0.00%	15211	0.00%
15217	0.00%	15212	0.00%	15210	0.00%
15212	0.00%	15212	0.00%	15210	0.00%
15220	0.00%	15201	0.00%	15226	0.00%
15210	0.00%	15224	0.00%	15217	0.00%

15206	0.00%	15207	0.00%	15210	0.00%
15203	0.00%	15212	7.92%	15214	0.00%
15211	0.00%	15220	8.00%	15206	0.00%
15206	0.00%	15201	12.00%	15233	0.00%
15201	0.00%	15226	12.17%	15210	0.00%
15217	0.00%	15206	16.00%	15204	0.00%
15210	0.00%	15210	16.51%	15220	0.00%
15212	0.00%	15220	17.23%	15224	0.00%
15224	0.00%	15201	19.35%	15207	0.00%
15220	0.00%	15206	19.87%	15214	0.00%
15216	0.00%	15204	20.00%	15204	0.00%
15212	0.00%	15219	21.60%	15206	0.00%
15210	0.00%	15213	22.69%	15208	0.00%
15224	0.00%	15211	23.78%	15226	0.00%
15212	0.00%	15211	23.90%	15204	0.00%
15214	0.00%	15214	24.00%	15210	0.00%
15201	0.00%	15210	24.00%	15212	0.00%
15212	0.00%	15212	24.15%	15214	0.00%
15206	1.15%	15235	24.69%	15212	0.00%
15216	5.79%	15206	24.69%	15210	0.00%
15224	8.23%	15204	24.72%	15211	0.00%
15221	9.61%	15206	24.86%	15106	0.00%
15217	11.58%	15226	25.07%	15211	0.00%
15212	12.17%	15211	25.26%	15201	0.00%
15210	12.17%	15219	26.47%	15210	0.00%
15207	14.48%	15214	27.32%	15226	0.00%
15212	14.48%	15208	27.32%	15212	0.00%
15211	14.90%	15207	28.34%	15212	0.00%
15212	15.37%	15210	28.96%	15203	0.00%
15216	16.00%	15210	29.30%	15206	0.00%
15210	16.46%	15212	30.36%	15204	0.00%
15210	16.86%	15216	30.43%	15217	2.05%
15206	18.00%	15208	32.05%	15210	2.41%
15212	18.78%	15212	32.44%	15208	6.61%
15219	19.31%	15207	32.92%	15210	8.00%
15207	19.47%	15214	32.92%	15208	8.23%
15210	19.96%	15208	32.92%	15211	8.23%
15206	20.00%	15210	34.26%	15206	10.00%
15204	20.42%	15219	34.41%	15212	10.24%
15208	21.27%	15210	35.58%	15224	12.35%
15233	24.00%	15219	35.64%	15210	13.66%
15208	24.00%	15220	36.00%	15219	13.66%
15212	24.14%	15212	36.20%	15213	14.40%
15201	24.14%	15207	36.51%	15214	14.92%

15224	24.34%	15221	36.56%	15214	15.21%
15212	24.69%	15210	36.56%	15212	16.46%
15204	25.25%	15210	36.68%	15219	18.26%
15120	25.86%	15221	38.62%	15224	18.26%
15201	26.88%	15213	40.00%	15224	18.93%
15220	27.19%	15210	40.98%	15210	19.23%
15219	27.32%	15214	41.15%	15203	19.31%
15206	27.32%	15221	41.15%	15212	19.31%
15208	27.76%	15206	41.20%	15204	20.00%
15208	28.96%	15211	41.38%	15216	20.49%
15207	29.29%	15203	42.00%	15210	20.73%
15214	29.40%	15212	43.21%	15207	21.45%
15210	30.43%	15219	44.00%	15213	23.90%
15219	30.65%	15208	44.02%	15213	24.14%
15206	30.73%	15205	44.12%	15207	24.14%
15212	30.73%	15210	44.12%	15214	24.15%
15219	31.21%	15208	44.46%	15204	24.34%
15212	31.38%	15212	44.48%	15219	24.34%
15206	32.00%	15206	44.60%	15208	24.69%
15210	32.00%	15208	44.67%	15206	24.86%
15212	32.01%	15208	44.69%	15213	26.55%
15214	32.64%	15207	45.03%	15210	26.81%
15201	32.92%	15211	45.45%	15219	27.24%
15207	32.92%	15209	45.57%	15204	27.32%
15213	32.92%	15206	45.64%	15210	27.89%
15210	33.79%	15219	46.25%	15235	28.96%
15206	33.79%	15206	46.40%	15220	29.21%
15220	34.15%	15226	46.79%	15204	29.29%
15208	35.75%	15220	47.59%	15211	30.43%
15206	36.00%	15206	47.67%	15214	30.43%
15212	36.00%	15210	47.81%	15207	30.43%
15220	36.00%	15205	47.81%	15219	30.43%
15226	36.51%	15208	48.00%	15212	30.89%
15212	36.56%	15208	48.00%	15204	31.21%
15216	36.56%	15208	48.00%	15208	31.21%
15219	37.56%	15207	48.27%	15214	31.21%
15216	37.89%	15207	48.27%	15210	31.35%
15210	38.62%	15212	48.27%	15212	31.90%
15204	39.29%	15212	48.56%	15221	32.92%
15214	39.54%	15214	48.68%	15212	33.47%
15201	39.92%	15212	48.68%	15210	33.64%
15221	40.00%	15214	48.68%	15201	34.15%
15212	40.00%	15207	48.68%	15214	34.15%
15217	40.00%	15226	48.68%	15233	34.15%

15204	40.00%	15204	48.68%	15209	34.62%
15210	40.57%	15212	49.17%	15214	34.96%
15220	40.98%	15212	49.36%	15204	35.42%
15226	40.98%	15214	49.38%	15204	36.00%
15204	40.98%	15207	49.38%	15208	36.00%
15211	41.15%	15226	49.38%	15212	36.51%
15210	41.15%	15206	49.38%	15212	36.51%
15210	41.15%	15219	49.72%	15209	36.56%
15212	41.71%	15204	49.90%	15214	37.04%
15216	42.60%	15219	50.20%	15210	37.06%
15201	43.44%	15216	50.36%	15221	37.12%
15210	44.41%	15220	50.62%	15210	37.56%
15214	44.69%	15204	50.97%	15206	37.86%
15212	45.64%	15204	51.12%	15212	38.49%
15210	45.64%	15226	51.22%	15210	38.78%
15224	45.76%	15204	51.36%	15216	39.10%
15211	45.86%	15220	51.44%	15216	39.63%
15206	46.82%	15220	51.44%	15209	40.00%
15214	47.47%	15210	51.54%	15201	40.00%
15206	47.56%	15210	52.00%	15212	40.98%
15213	47.81%	15212	52.08%	15226	41.15%
15214	48.00%	15209	52.10%	15222	41.15%
15210	48.00%	15211	52.84%	15208	41.15%
15213	48.00%	15212	53.10%	15208	41.15%
15204	48.00%	15210	53.12%	15211	42.16%
15227	48.27%	15208	53.50%	15206	42.60%
15233	48.27%	15212	53.73%	15203	42.60%
15212	48.27%	15206	54.24%	15216	42.60%
15219	48.66%	15206	54.34%	15217	42.96%
15219	48.68%	15210	54.58%	15210	42.96%
15210	48.68%	15204	54.64%	15204	43.24%
15201	48.68%	15209	54.77%	15204	43.44%
15219	48.68%	15207	54.77%	15206	43.44%
15209	48.70%	15208	54.81%	15227	43.44%
15208	49.38%	15214	55.62%	15208	43.44%
15203	49.38%	15234	55.62%	15220	44.17%
15210	49.38%	15206	55.62%	15204	44.38%
15207	49.52%	15207	55.62%	15204	44.39%
15212	49.82%	15210	55.62%	15212	44.60%
15206	50.00%	15226	55.64%	15212	44.69%
15210	51.12%	15221	55.68%	15205	45.28%
15224	51.18%	15207	56.00%	15210	45.42%
15204	51.22%	15212	56.29%	15205	45.64%
15221	51.24%	15210	56.41%	15204	46.06%

15219	51.64%	15207	56.60%	15201	46.13%
15212	51.65%	15211	56.63%	15204	46.19%
15210	51.99%	15212	56.71%	15212	47.04%
15208	52.61%	15212	57.26%	15210	47.81%
15208	52.84%	15226	57.37%	15210	48.00%
15214	53.49%	15209	57.61%	15206	48.00%
15206	53.54%	15212	57.61%	15216	48.00%
15227	53.82%	15210	57.61%	15224	48.00%
15205	54.00%	15212	57.81%	15210	48.17%
15205	54.77%	15210	57.92%	15234	48.27%
15208	54.77%	15201	57.92%	15212	48.27%
15221	55.62%	15213	57.97%	15207	48.27%
15217	55.62%	15207	58.28%	15211	48.27%
15206	55.68%	15210	58.43%	15217	48.60%
15210	55.74%	15227	59.58%	15212	48.68%
15205	55.97%	15234	59.58%	15201	48.68%
15216	56.00%	15204	59.92%	15204	49.13%
15224	56.46%	15212	60.00%	15210	49.38%
15204	56.59%	15212	60.00%	15210	49.38%
15226	57.20%	15232	60.00%	15210	49.38%
15220	57.61%	15206	60.85%	15226	49.38%
15213	57.92%	15220	60.85%	15217	50.00%
15206	57.92%	15216	60.85%	15214	50.00%
15214	57.92%	15212	60.85%	15201	50.37%
15233	57.92%	15212	60.85%	15212	50.57%
15226	57.92%	15212	61.60%	15212	51.18%
15214	57.92%	15212	61.81%	15210	51.22%
15216	58.04%	15204	62.05%	15203	51.44%
15220	58.05%	15219	62.68%	15226	51.80%
15210	58.41%	15210	62.75%	15233	51.84%
15211	58.42%	15217	62.75%	15211	52.90%
15221	58.77%	15217	62.75%	15212	53.10%
15219	59.26%	15214	63.47%	15214	53.25%
15204	59.33%	15208	64.00%	15216	53.40%
15201	59.58%	15207	64.00%	15226	53.50%
15233	59.58%	15206	64.00%	15221	53.62%
15219	59.64%	15204	64.00%	15214	53.62%
15207	59.64%	15216	64.00%	15216	53.62%
15210	60.00%	15210	64.00%	15234	54.64%
15204	60.85%	15106	64.00%	15210	55.48%
15219	60.85%	15211	64.00%	15204	55.62%
15204	60.85%	15207	64.28%	15207	55.62%
15204	60.85%	15219	64.50%	15212	55.74%
15224	60.85%	15205	64.88%	15226	55.80%

15204	61.47%	15220	65.54%	15210	56.00%
15212	61.56%	15207	65.65%	15210	56.38%
15209	61.56%	15214	65.78%	15208	56.62%
15220	61.70%	15216	65.84%	15206	56.89%
15220	61.73%	15212	65.84%	15210	56.96%
15217	61.73%	15212	65.84%	15205	56.96%
15208	61.89%	15226	66.05%	15212	57.26%
15212	62.25%	15205	66.05%	15206	57.57%
15220	62.46%	15201	66.45%	15214	57.61%
15214	62.63%	15212	66.94%	15206	57.61%
15217	62.68%	15210	66.94%	15206	57.61%
15224	62.75%	15226	66.94%	15212	57.71%
15217	62.84%	15210	67.58%	15212	57.92%
15214	62.90%	15203	67.58%	15201	57.92%
15210	64.00%	15205	67.58%	15201	57.92%
15212	64.20%	15206	67.63%	15212	57.92%
15207	65.16%	15208	68.00%	15212	57.92%
15204	65.35%	15226	68.21%	15211	57.92%
15207	65.43%	15212	68.30%	15210	57.92%
15224	65.84%	15212	68.30%	15227	58.05%
15219	65.84%	15206	68.76%	15210	58.12%
15227	66.00%	15214	68.80%	15210	59.26%
15233	66.94%	15210	68.95%	15206	59.33%
15220	66.94%	15219	68.96%	15216	60.00%
15204	66.94%	15206	69.25%	15217	60.32%
15210	67.16%	15206	69.80%	15217	60.85%
15217	67.58%	15206	69.96%	15220	60.85%
15226	67.58%	15226	69.96%	15214	60.85%
15212	67.58%	15210	70.29%	15220	61.34%
15206	67.74%	15220	70.40%	15208	61.47%
15210	68.00%	15216	71.20%	15214	61.47%
15203	68.07%	15210	71.38%	15212	61.47%
15208	68.30%	15219	71.50%	15201	61.58%
15210	68.30%	15201	71.62%	15204	61.73%
15206	68.30%	15212	72.00%	15210	61.73%
15219	68.30%	15214	72.00%	15210	62.17%
15206	68.30%	15210	72.00%	15210	62.37%
15212	68.30%	15221	72.02%	15210	62.55%
15206	68.30%	15218	72.41%	15212	62.56%
15204	68.30%	15224	72.41%	15234	62.75%
15201	68.30%	15206	72.41%	15214	62.75%
15212	68.40%	15211	72.41%	15216	62.75%
15214	68.40%	15212	72.41%	15204	62.80%
15216	68.69%	15211	72.60%	15210	63.23%

15204	69.14%	15216	72.84%	15213	64.00%
15209	69.22%	15203	73.02%	15209	64.00%
15206	69.88%	15233	73.02%	15205	64.00%
15210	69.92%	15220	73.02%	15208	64.27%
15219	69.92%	15213	73.02%	15208	64.44%
15216	69.96%	15207	73.02%	15212	65.16%
15210	70.40%	15212	73.02%	15209	65.78%
15210	71.63%	15210	73.27%	15212	65.84%
15207	71.71%	15210	73.98%	15205	65.84%
15210	72.00%	15206	74.07%	15206	65.84%
15212	72.00%	15214	74.07%	15212	65.84%
15214	72.35%	15226	74.07%	15210	65.84%
15209	72.41%	15206	74.07%	15212	66.23%
15211	72.41%	15235	74.07%	15214	66.75%
15210	72.41%	15233	74.14%	15220	66.91%
15210	72.65%	15212	74.16%	15120	66.94%
15206	72.96%	15219	74.32%	15210	66.94%
15212	73.02%	15220	74.45%	15217	67.33%
15214	73.02%	15206	74.65%	15206	67.39%
15218	73.02%	15210	74.72%	15204	67.43%
15208	73.02%	15216	75.03%	15219	67.49%
15206	73.02%	15214	75.06%	15205	67.58%
15201	73.02%	15212	75.23%	15205	67.58%
15210	73.58%	15210	75.23%	15201	67.58%
15212	74.07%	15212	75.23%	15212	67.99%
15208	74.07%	15201	75.23%	15227	68.00%
15203	74.07%	15226	75.23%	15210	68.00%
15208	74.07%	15226	75.23%	15211	68.07%
15213	74.07%	15210	75.23%	15219	68.15%
15204	74.07%	15219	75.30%	15210	68.30%
15207	74.07%	15210	75.66%	15207	68.30%
15207	74.07%	15214	75.97%	15221	68.81%
15207	74.40%	15214	76.00%	15219	68.93%
15213	74.43%	15208	76.00%	15206	69.22%
15219	74.48%	15201	76.05%	15210	69.27%
15234	74.48%	15201	76.13%	15226	69.47%
15210	74.73%	15210	76.21%	15210	69.52%
15217	75.13%	15227	76.54%	15224	69.75%
15201	75.23%	15212	76.54%	15206	69.79%
15226	75.23%	15212	76.70%	15210	70.84%
15206	75.23%	15219	76.73%	15208	71.03%
15210	75.23%	15207	76.87%	15224	71.20%
15217	75.23%	15214	76.87%	15213	71.93%
15212	75.23%	15227	77.04%	15219	72.02%

15210	75.31%	15212	77.04%	15206	72.02%
15206	76.07%	15206	77.04%	15208	72.02%
15206	76.45%	15207	77.04%	15210	72.18%
15212	76.71%	15219	77.05%	15213	72.26%
15206	76.79%	15208	77.23%	15205	72.41%
15207	76.80%	15211	77.23%	15212	72.41%
15210	76.87%	15221	77.23%	15210	72.41%
15206	77.04%	15220	77.46%	15216	73.02%
15208	77.04%	15221	78.19%	15217	73.02%
15233	77.04%	15210	78.19%	15219	73.02%
15203	77.04%	15216	78.19%	15210	73.02%
15224	77.23%	15219	78.19%	15204	73.02%
15217	77.23%	15201	78.35%	15211	73.02%
15206	77.23%	15212	78.68%	15208	73.08%
15221	77.23%	15201	78.69%	15210	73.25%
15219	77.23%	15226	78.69%	15204	74.07%
15214	77.23%	15205	79.01%	15206	74.07%
15227	77.37%	15212	79.01%	15210	74.07%
15212	77.89%	15214	79.11%	15214	74.07%
15208	78.17%	15227	79.11%	15219	74.07%
15210	78.19%	15221	79.34%	15214	74.07%
15210	78.44%	15106	79.92%	15210	74.07%
15216	78.50%	15216	80.00%	15210	74.07%
15226	78.56%	15214	80.00%	15234	74.07%
15204	78.68%	15212	80.00%	15212	74.32%
15214	79.01%	15206	80.00%	15207	74.34%
15214	79.11%	15212	80.00%	15217	74.48%
15212	80.00%	15214	80.00%	15219	74.57%
15208	80.00%	15226	80.00%	15206	74.81%
15210	80.00%	15226	80.00%	15210	74.82%
15214	80.00%	15235	80.00%	15206	74.90%
15219	80.00%	15208	80.00%	15207	75.14%
15212	80.49%	15207	80.45%	15214	75.23%
15211	80.66%	15212	80.49%	15208	75.23%
15206	81.23%	15204	81.23%	15220	75.23%
15210	81.42%	15214	81.23%	15210	75.23%
15206	81.56%	15208	81.91%	15212	75.23%
15212	81.56%	15210	81.96%	15201	75.23%
15208	82.06%	15224	81.98%	15210	75.23%
15203	82.30%	15210	82.06%	15120	75.39%
15212	82.30%	15219	82.14%	15214	75.39%
15212	82.30%	15214	82.30%	15203	75.47%
15212	82.30%	15233	82.30%	15210	75.56%
15216	82.30%	15211	82.30%	15207	75.64%

15220	82.30%	15219	82.30%	15217	75.64%
15219	82.30%	15214	82.30%	15219	75.72%
15208	82.30%	15208	82.30%	15214	75.76%
15210	83.07%	15206	82.30%	15227	75.94%
15204	84.00%	15211	82.30%	15205	75.95%
15207	84.00%	15212	82.30%	15210	76.00%
15220	84.54%	15224	82.30%	15219	76.00%
15226	85.19%	15204	82.30%	15214	76.00%
15211	85.19%	15214	82.30%	15208	76.00%
15212	85.19%	15201	82.30%	15210	76.13%
15217	85.19%	15207	82.55%	15212	76.20%
15206	85.19%	15216	82.63%	15210	76.43%
15210	85.37%	15204	82.80%	15233	76.46%
15204	85.37%	15210	82.88%	15226	76.67%
15227	85.37%	15226	83.00%	15233	76.87%
15204	85.60%	15220	83.79%	15211	76.87%
15205	85.63%	15201	83.94%	15217	76.94%
15106	85.93%	15204	84.00%	15205	77.04%
15214	86.26%	15210	84.65%	15212	77.04%
15226	86.26%	15210	84.86%	15220	77.23%
15209	86.65%	15209	85.19%	15213	77.23%
15206	86.67%	15204	85.19%	15209	77.40%
15106	86.76%	15208	85.43%	15212	77.40%
15211	86.89%	15204	85.76%	15212	77.40%
15214	86.89%	15213	85.93%	15212	77.56%
15207	87.08%	15226	86.17%	15209	77.59%
15205	87.24%	15204	86.23%	15208	77.61%
15203	87.41%	15217	86.34%	15210	77.61%
15216	88.00%	15206	86.58%	15210	77.70%
15214	88.04%	15214	86.67%	15210	77.83%
15203	88.24%	15206	86.69%	15234	77.94%
15205	88.24%	15218	86.89%	15209	78.02%
15208	88.62%	15212	86.89%	15207	78.19%
15210	88.79%	15212	87.44%	15208	78.27%
15210	89.14%	15224	87.49%	15212	78.27%
15209	89.30%	15217	87.87%	15203	78.44%
15220	89.37%	15206	88.24%	15208	78.50%
15212	89.55%	15207	88.62%	15212	78.66%
15213	89.97%	15221	88.79%	15211	78.68%
15205	90.37%	15201	88.79%	15224	78.68%
15211	90.53%	15213	89.06%	15210	78.68%
15219	90.53%	15216	89.09%	15207	78.85%
15207	90.53%	15210	89.17%	15212	78.97%
15214	90.53%	15205	89.37%	15210	79.09%

15212	90.53%	15219	89.88%	15204	79.11%
15204	90.70%	15207	90.00%	15210	79.11%
15210	90.88%	15212	90.15%	15204	79.26%
15210	91.11%	15221	90.53%	15217	79.26%
15207	91.28%	15210	90.53%	15220	79.69%
15204	91.28%	15210	90.53%	15217	79.84%
15213	91.28%	15219	90.53%	15220	80.00%
15224	91.28%	15214	90.53%	15201	80.00%
15210	91.28%	15227	90.53%	15210	80.00%
15212	91.28%	15212	90.53%	15210	80.00%
15207	91.28%	15212	91.00%	15210	80.00%
15226	91.36%	15203	91.20%	15211	80.75%
15211	91.58%	15214	91.28%	15207	80.99%
15206	91.71%	15235	91.28%	15219	81.23%
15233	91.71%	15207	91.28%	15205	81.40%
15214	92.34%	15221	91.28%	15212	81.40%
15224	92.35%	15220	91.28%	15224	81.89%
15206	92.44%	15201	91.71%	15210	82.30%
15226	93.44%	15201	91.85%	15210	82.30%
15216	93.50%	15206	92.35%	15210	82.30%
15207	93.58%	15219	92.67%	15208	82.30%
15217	94.37%	15210	92.80%	15220	82.30%
15219	94.56%	15233	93.04%	15208	82.30%
15211	96.00%	15206	93.25%	15212	82.30%
15219	96.00%	15204	93.60%	15106	82.72%
15214	96.20%	15220	93.83%	15210	82.82%
15210	96.21%	15212	94.03%	15219	83.31%
15206	96.35%	15227	94.32%	15220	83.42%
15212	96.54%	15210	94.40%	15210	83.42%
15217	96.54%	15212	94.81%	15210	83.60%
15210	96.54%	15210	94.90%	15210	83.64%
15219	96.54%	15205	94.94%	15208	83.79%
15217	96.54%	15210	95.00%	15207	83.98%
15226	96.54%	15224	95.33%	15209	83.98%
15205	96.54%	15212	95.33%	15207	84.03%
15227	96.54%	15210	95.72%	15206	84.34%
15224	96.54%	15208	96.05%	15209	84.53%
15219	96.87%	15207	96.13%	15210	84.54%
15201	97.36%	15210	96.21%	15204	84.65%
15206	97.36%	15209	96.46%	15210	84.77%
15212	97.36%	15210	96.54%	15220	84.77%
15214	97.36%	15207	96.54%	15221	85.02%
15227	97.36%	15210	96.54%	15219	85.19%
15210	97.36%	15210	96.54%	15206	85.19%

15219	97.36%	15206	96.54%	15206	85.19%
15221	97.36%	15206	96.54%	15206	85.19%
15207	97.36%	15205	96.54%	15210	85.19%
15220	97.55%	15201	96.54%	15204	85.19%
15210	97.61%	15212	97.00%	15213	85.19%
15214	97.70%	15216	97.36%	15212	85.19%
15210	97.76%	15204	97.36%	15207	85.19%
15208	97.85%	15204	97.36%	15208	85.68%
15204	98.15%	15207	97.36%	15207	86.04%
15208	98.27%	15213	98.02%	15207	86.04%
15208	98.52%	15212	98.27%	15210	86.42%
15217	98.59%	15206	98.77%	15216	86.42%
15217	98.77%	15206	98.77%	15203	86.42%
15212	98.77%	15205	98.77%	15207	86.71%
15210	98.77%	15212	98.77%	15233	86.75%
15210	98.77%	15210	98.77%	15210	86.89%
15219	98.77%	15210	98.77%	15206	86.89%
15214	98.77%	15219	98.77%	15234	86.89%
15212	98.77%	15212	98.77%	15226	86.89%
15204	98.77%	15210	98.77%	15201	86.89%
15210	98.77%	15219	98.77%	15212	87.00%
15212	98.77%	15219	98.77%	15203	87.08%
15212	98.77%	15206	98.77%	15219	87.57%
15204	98.77%	15204	98.77%	15214	87.89%
15212	98.77%	15211	98.77%	15233	88.00%
15217	98.77%	15219	98.77%	15208	88.00%
15212	98.77%	15220	98.88%	15201	88.23%
15212	98.86%	15221	99.00%	15203	88.36%
15206	99.19%	15206	99.03%	15219	88.64%
15224	99.43%	15212	99.75%	15210	89.39%
15214	99.67%	15208	100.00%	15206	89.71%
15214	100.41%	15233	100.00%	15204	90.45%
15211	100.50%	15211	100.00%	15220	90.53%
15226	100.52%	15210	100.00%	15210	90.53%
15206	101.37%	15201	100.00%	15216	90.53%
15223	101.37%	15217	100.04%	15210	90.53%
15220	101.37%	15212	101.13%	15226	90.53%
15210	102.45%	15214	101.37%	15214	90.53%
15238	102.45%	15207	101.40%	15206	90.53%
15217	102.45%	15204	102.06%	15214	90.53%
15201	102.63%	15226	102.40%	15219	90.62%
15212	102.88%	15212	102.45%	15233	91.28%
15219	103.13%	15212	102.45%	15210	91.28%
15204	103.21%	15206	102.88%	15217	91.28%

15204	103.45%	15201	102.88%	15219	91.28%
15219	103.81%	15210	103.20%	15210	91.28%
15217	103.95%	15221	103.21%	15224	91.28%
15227	104.00%	15214	103.45%	15220	91.44%
15226	104.00%	15212	103.45%	15210	91.73%
15210	104.12%	15201	103.45%	15213	91.85%
15232	104.36%	15219	103.45%	15216	92.00%
15210	104.53%	15211	103.45%	15204	92.10%
15227	104.94%	15212	103.75%	15210	92.67%
15219	105.02%	15214	103.79%	15219	92.84%
15212	105.68%	15219	104.00%	15214	92.87%
15210	105.76%	15210	104.00%	15204	93.00%
15216	105.86%	15210	104.27%	15210	93.25%
15214	106.19%	15211	104.36%	15212	93.42%
15212	106.19%	15206	104.77%	15206	93.99%
15206	106.19%	15210	105.35%	15206	94.02%
15206	106.19%	15208	105.35%	15207	94.40%
15201	106.19%	15206	105.76%	15211	94.42%
15207	106.20%	15212	105.93%	15219	94.57%
15214	106.48%	15208	106.00%	15220	94.57%
15206	106.61%	15206	106.17%	15214	94.85%
15216	107.00%	15208	106.17%	15207	94.87%
15220	107.00%	15209	106.19%	15210	95.06%
15232	107.00%	15221	106.49%	15210	95.14%
15206	107.00%	15219	106.72%	15203	95.23%
15221	107.00%	15224	107.00%	15207	95.47%
15214	107.00%	15212	107.00%	15207	95.62%
15206	107.00%	15219	107.00%	15204	95.90%
15212	107.00%	15210	107.00%	15207	96.00%
15210	107.34%	15210	107.16%	15210	96.00%
15212	107.49%	15210	107.28%	15214	96.00%
15212	107.65%	15211	107.65%	15219	96.00%
15210	108.00%	15212	107.85%	15226	96.33%
15214	108.00%	15208	108.15%	15221	96.38%
15208	108.44%	15226	108.31%	15206	96.40%
15212	108.61%	15204	108.72%	15219	96.54%
15210	108.72%	15206	108.89%	15224	96.54%
15212	109.30%	15214	109.30%	15210	96.54%
15208	109.47%	15224	109.47%	15204	96.54%
15227	109.53%	15208	109.53%	15214	96.54%
15211	109.53%	15214	109.53%	15216	96.54%
15201	109.53%	15227	109.53%	15212	96.54%
15214	109.53%	15217	109.53%	15226	96.82%
15210	109.53%	15204	109.53%	15234	97.12%

15210	110.25%	15204	109.53%	15221	97.36%
15212	110.39%	15206	109.53%	15214	97.36%
15210	110.45%	15212	109.53%	15212	97.36%
15219	111.02%	15212	109.53%	15211	97.36%
15226	111.11%	15214	109.53%	15235	97.36%
15210	111.60%	15217	109.53%	15203	97.37%
15212	112.00%	15210	109.55%	15221	98.31%
15212	112.00%	15224	110.14%	15206	98.35%
15209	112.43%	15206	110.23%	15206	98.77%
15212	112.70%	15214	110.45%	15210	98.77%
15217	112.84%	15209	110.86%	15219	98.77%
15212	112.92%	15209	110.93%	15226	98.77%
15208	114.49%	15212	110.97%	15203	98.77%
15224	114.71%	15208	111.02%	15206	98.77%
15201	114.81%	15204	111.11%	15210	98.77%
15203	115.23%	15220	111.11%	15201	98.77%
15212	115.23%	15220	111.85%	15220	98.77%
15205	115.23%	15214	111.93%	15227	99.00%
15220	115.23%	15207	112.00%	15214	99.01%
15214	115.23%	15226	112.00%	15212	99.34%
15212	115.23%	15203	112.00%	15214	99.43%
15204	115.23%	15217	112.00%	15201	99.45%
15205	115.23%	15206	112.13%	15224	99.75%
15210	115.23%	15204	112.43%	15226	100.00%
15212	115.23%	15210	112.51%	15226	100.00%
15207	115.23%	15212	112.76%	15206	100.00%
15120	115.31%	15207	113.17%	15208	100.00%
15211	115.52%	15212	113.58%	15220	100.00%
15206	115.62%	15212	113.66%	15211	100.91%
15212	115.62%	15210	114.16%	15206	101.07%
15219	115.85%	15208	114.40%	15205	101.15%
15210	115.85%	15226	115.23%	15212	101.23%
15226	115.85%	15212	115.23%	15207	101.37%
15212	115.85%	15212	115.23%	15226	101.42%
15207	115.85%	15212	115.23%	15210	101.73%
15220	116.19%	15224	115.23%	15212	102.06%
15201	116.52%	15210	115.23%	15219	102.14%
15210	116.90%	15210	115.23%	15203	102.41%
15206	117.67%	15221	115.23%	15227	102.45%
15216	117.70%	15217	115.26%	15212	102.45%
15206	118.04%	15207	115.62%	15206	102.45%
15207	118.19%	15207	115.62%	15226	102.45%
15217	118.67%	15221	115.62%	15214	102.45%
15212	119.34%	15214	115.62%	15227	102.45%

15224	119.34%	15207	115.72%	15226	103.45%
15210	120.00%	15206	115.85%	15208	103.48%
15214	120.00%	15224	115.85%	15207	104.00%
15211	120.00%	15224	115.85%	15214	104.00%
15210	120.00%	15212	115.85%	15226	104.35%
15206	120.00%	15210	115.85%	15211	104.36%
15220	120.00%	15210	116.00%	15217	104.69%
15211	120.00%	15210	116.11%	15204	104.86%
15212	120.00%	15217	116.54%	15213	105.44%
15212	120.00%	15212	116.81%	15201	105.68%
15212	120.00%	15217	118.00%	15226	106.19%
15226	120.00%	15233	118.11%	15208	107.00%
15203	120.41%	15210	118.40%	15208	107.00%
15216	120.68%	15204	118.49%	15212	107.00%
15216	120.68%	15208	118.52%	15221	107.00%
15219	120.68%	15214	118.52%	15201	107.00%
15208	120.74%	15201	118.60%	15207	107.00%
15217	120.79%	15210	118.76%	15220	107.00%
15206	121.32%	15208	119.51%	15214	107.00%
15214	121.34%	15205	119.52%	15221	107.00%
15226	121.70%	15212	120.00%	15206	107.00%
15206	121.70%	15227	120.00%	15217	107.00%
15212	121.70%	15221	120.00%	15232	107.64%
15216	121.70%	15233	120.00%	15210	107.98%
15206	121.70%	15201	120.00%	15226	108.13%
15206	121.70%	15212	120.00%	15203	108.31%
15205	121.70%	15226	120.08%	15210	108.48%
15212	121.70%	15214	120.33%	15209	108.48%
15224	121.70%	15211	120.33%	15224	108.62%
15207	121.70%	15216	120.68%	15203	108.72%
15212	121.70%	15210	120.68%	15210	108.72%
15204	121.70%	15217	120.68%	15217	108.72%
15210	121.70%	15220	120.68%	15210	108.97%
15219	121.70%	15204	120.68%	15210	109.28%
15210	121.70%	15220	120.68%	15212	109.28%
15201	121.70%	15211	121.60%	15210	109.28%
15219	121.70%	15210	121.70%	15220	109.28%
15212	121.70%	15206	121.70%	15207	109.28%
15224	121.70%	15206	121.70%	15213	109.30%
15216	121.70%	15214	121.70%	15226	109.53%
15204	121.70%	15220	121.70%	15212	109.53%
15219	121.70%	15212	121.70%	15217	109.53%
15207	121.70%	15210	121.70%	15214	109.53%
15208	121.73%	15212	121.70%	15212	109.53%

15210	122.14%	15210	121.70%	15226	109.53%
15224	122.94%	15211	121.70%	15212	109.53%
15206	122.94%	15219	121.70%	15220	109.53%
15210	123.05%	15208	121.70%	15206	110.21%
15212	123.05%	15207	121.70%	15206	110.23%
15224	123.46%	15214	121.70%	15221	110.29%
15203	123.46%	15219	121.89%	15214	110.70%
15214	123.46%	15206	122.22%	15235	110.78%
15219	123.46%	15212	122.94%	15220	111.02%
15210	123.46%	15212	123.46%	15212	111.02%
15227	123.46%	15212	123.46%	15214	111.02%
15219	123.46%	15224	123.46%	15207	111.09%
15221	123.46%	15210	123.46%	15210	111.11%
15210	123.46%	15217	123.46%	15212	112.00%
15211	123.46%	15214	123.46%	15212	112.00%
15210	123.46%	15212	123.46%	15212	112.00%
15219	123.46%	15207	123.46%	15219	112.02%
15210	123.46%	15221	123.46%	15214	112.23%
15207	123.46%	15212	123.46%	15206	112.69%
15205	123.46%	15210	124.00%	15206	112.95%
15214	123.46%	15205	124.34%	15207	113.17%
15106	123.79%	15210	125.02%	15204	113.60%
15234	124.00%	15210	125.23%	15235	113.83%
15204	125.02%	15204	125.36%	15211	113.91%
15212	125.12%	15212	125.60%	15206	114.40%
15212	125.41%	15233	126.09%	15216	114.77%
15211	125.50%	15214	126.34%	15221	114.81%
15206	125.96%	15204	126.58%	15226	115.23%
15214	126.40%	15214	126.67%	15214	115.23%
15227	126.51%	15224	126.75%	15212	115.23%
15213	126.75%	15224	126.82%	15220	115.23%
15226	126.82%	15214	127.13%	15207	115.23%
15211	127.65%	15212	127.16%	15224	115.23%
15234	127.79%	15219	127.41%	15207	115.23%
15219	128.00%	15224	127.49%	15224	115.31%
15207	128.06%	15206	127.49%	15210	115.62%
15207	128.88%	15201	127.50%	15212	115.62%
15207	129.22%	15207	127.79%	15206	115.62%
15226	129.60%	15216	127.79%	15203	115.62%
15216	129.88%	15206	128.00%	15212	115.80%
15214	130.33%	15210	128.15%	15207	115.85%
15210	130.33%	15204	128.28%	15210	115.85%
15210	130.33%	15204	129.07%	15208	115.85%
15207	130.45%	15201	129.22%	15206	115.85%

15208	131.44%	15208	129.38%	15233	116.00%
15213	131.69%	15204	129.77%	15207	116.05%
15211	131.69%	15226	130.10%	15212	116.11%
15201	131.69%	15210	131.68%	15204	116.11%
15220	131.69%	15204	131.69%	15224	116.17%
15212	131.69%	15221	131.69%	15210	116.33%
15214	131.69%	15204	131.69%	15208	116.80%
15210	131.69%	15219	131.69%	15210	116.87%
15212	131.69%	15201	131.69%	15218	117.28%
15212	131.69%	15206	131.69%	15206	117.94%
15214	131.76%	15219	131.69%	15219	117.99%
15206	131.85%	15210	131.69%	15205	118.11%
15207	132.05%	15220	131.85%	15224	118.19%
15212	133.66%	15224	132.02%	15206	118.76%
15216	133.87%	15214	132.18%	15217	119.17%
15207	133.87%	15214	132.76%	15213	119.27%
15212	133.87%	15233	133.87%	15210	119.42%
15208	133.87%	15210	133.87%	15212	119.52%
15211	133.87%	15214	133.87%	15216	119.52%
15221	133.87%	15206	133.87%	15227	119.75%
15203	134.98%	15216	133.99%	15227	119.75%
15120	135.15%	15211	135.00%	15207	119.95%
15233	135.16%	15214	135.16%	15219	120.00%
15207	135.16%	15214	135.16%	15227	120.00%
15219	135.72%	15204	135.40%	15214	120.00%
15201	135.94%	15206	135.74%	15212	120.00%
15216	136.24%	15201	136.00%	15210	120.00%
15206	136.31%	15224	136.00%	15212	120.68%
15211	136.60%	15210	136.79%	15205	120.82%
15207	136.75%	15203	136.87%	15212	121.40%
15212	136.95%	15206	136.95%	15201	121.52%
15210	137.12%	15206	137.17%	15224	121.70%
15204	137.38%	15204	137.48%	15219	121.70%
15216	138.93%	15233	138.27%	15224	121.70%
15224	139.47%	15201	138.44%	15211	121.70%
15207	139.59%	15221	138.63%	15224	121.70%
15209	139.92%	15203	138.68%	15211	121.70%
15206	139.92%	15205	139.32%	15227	121.70%
15214	139.92%	15212	139.92%	15207	121.70%
15212	139.92%	15214	139.92%	15210	121.70%
15120	139.92%	15206	139.92%	15210	121.70%
15211	139.92%	15219	139.92%	15210	121.70%
15210	139.96%	15226	139.96%	15227	121.70%
15210	139.96%	15216	139.96%	15212	121.89%

15214	139.96%	15210	139.96%	15207	121.98%
15212	139.96%	15207	139.96%	15211	122.14%
15220	139.98%	15224	140.00%	15214	122.72%
15207	141.36%	15208	140.16%	15217	122.96%
15219	142.30%	15210	140.25%	15226	122.96%
15233	144.00%	15207	142.30%	15221	123.46%
15206	144.03%	15210	143.65%	15221	123.46%
15217	144.03%	15207	144.00%	15208	123.46%
15220	144.53%	15212	144.00%	15203	123.46%
15211	144.81%	15212	144.03%	15226	123.46%
15213	144.81%	15207	144.03%	15201	123.46%
15210	144.81%	15210	144.22%	15206	123.46%
15210	144.81%	15210	144.81%	15214	123.46%
15216	144.81%	15212	144.81%	15219	123.46%
15207	144.81%	15204	144.81%	15207	123.46%
15210	144.94%	15204	144.81%	15224	123.46%
15219	145.19%	15201	144.89%	15208	124.14%
15216	145.98%	15209	145.19%	15210	124.50%
15206	146.04%	15210	145.60%	15217	124.64%
15204	146.04%	15227	145.68%	15216	124.80%
15207	146.04%	15204	146.04%	15216	125.42%
15234	146.04%	15212	146.04%	15216	125.50%
15212	146.04%	15201	146.04%	15214	125.84%
15206	146.04%	15207	146.04%	15210	125.84%
15204	146.16%	15224	146.04%	15217	126.01%
15205	146.50%	15203	146.04%	15206	126.35%
15205	146.50%	15216	146.84%	15212	126.67%
15212	147.82%	15219	147.41%	15224	127.16%
15214	148.00%	15207	148.00%	15224	127.41%
15210	148.15%	15212	148.00%	15209	127.57%
15224	148.15%	15207	148.15%	15219	127.57%
15207	148.15%	15207	148.15%	15207	127.77%
15201	148.15%	15201	148.15%	15227	127.79%
15234	148.15%	15210	148.15%	15227	127.79%
15219	148.15%	15204	148.15%	15204	127.79%
15224	148.15%	15206	148.15%	15211	127.79%
15204	148.15%	15206	148.15%	15204	127.79%
15210	148.15%	15212	148.15%	15205	127.82%
15226	148.19%	15219	148.15%	15206	128.00%
15216	148.56%	15212	148.67%	15212	128.00%
15219	148.64%	15120	148.96%	15204	128.00%
15210	148.96%	15219	148.96%	15212	128.00%
15205	148.96%	15207	148.96%	15214	129.04%
15205	148.96%	15214	149.09%	15210	129.05%

	15214	149.09%	15211	149.38%	15206	129.17%
	15233	149.09%	15208	149.63%	15207	129.77%
	15208	149.22%	15207	149.88%	15210	129.94%
	15212	149.47%			15212	130.35%
	15214	149.64%			15210	131.60%
	15213	149.64%			15226	131.67%
					15201	131.69%
					15208	131.69%
					15206	131.69%
					15212	131.69%
					15211	131.69%
					15207	131.69%
					15211	131.74%
					15219	131.81%
					15204	132.02%
					15204	132.10%
					15214	132.23%
					15206	132.23%
					15224	132.84%
					15214	133.00%
					15206	133.51%
					15207	133.87%
					15226	133.87%
					15210	133.87%
					15212	133.87%
					15212	133.94%
					15212	133.99%
					15212	133.99%
					15220	134.40%
					15217	134.90%
					15205	134.98%
					15210	135.16%
					15216	135.40%
					15211	135.58%
					15204	135.88%
					15210	136.00%
					15209	136.11%
					15204	136.38%
					15220	136.60%
					15210	136.60%
					15221	136.95%
					15201	137.45%
					15226	137.52%
					15219	138.69%

			15226	138.71%
			15203	139.01%
			15210	139.56%
			15212	139.84%
			15211	139.92%
			15212	139.92%
			15206	139.92%
			15214	139.96%
			15210	139.96%
			15212	140.00%
			15210	140.00%
			15221	140.18%
			15209	141.18%
			15201	141.89%
			15221	141.99%
			15214	144.00%
			15201	144.03%
			15208	144.79%
			15206	144.81%
			15219	144.81%
			15210	144.81%
			15235	144.81%
			15217	144.81%
			15224	144.81%
			15210	144.81%
			15206	144.81%
			15204	144.81%
			15210	144.81%
			15210	144.81%
			15205	144.81%
			15205	144.81%
			15203	144.81%
			15214	145.10%
			15217	145.13%
			15201	145.19%
			15210	145.35%
			15217	145.68%
			15210	145.84%
			15210	145.86%
			15219	145.92%
			15204	146.04%
			15210	146.04%
			15208	146.04%
			15210	146.04%

			15226 146.04%
			15212 146.04%
			15207 146.04%
			15212 146.04%
			15219 146.04%
			15210 146.04%
			15203 146.04%
			15219 146.04%
			15217 146.06%
			15220 146.96%
			15206 147.33%
			15219 147.51%
			15201 147.67%
			15226 147.76%
			15206 147.90%
			15204 148.00%
			15226 148.00%
			15220 148.05%
			15210 148.11%
			15212 148.15%
			15210 148.15%
			15214 148.15%
			15207 148.15%
			15205 148.15%
			15211 148.15%
			15212 148.15%
			15234 148.15%
			15212 148.15%
			15233 148.15%
			15217 148.15%
			15212 148.15%
			15209 148.15%
			15212 148.96%
			15211 148.96%
			15210 148.96%
			15203 149.09%
			15205 149.63%
Average usage	2,823 gallons	3,060 gallons	3,034 gallons
Average bill including ALCOSAN charges	\$110.57	\$118.11	\$116.93
Number of PWSA customers receiving a PWSA hardship grant	178	125	120

Appendix E – Call Center Metrics and Customer Service Monthly Reports

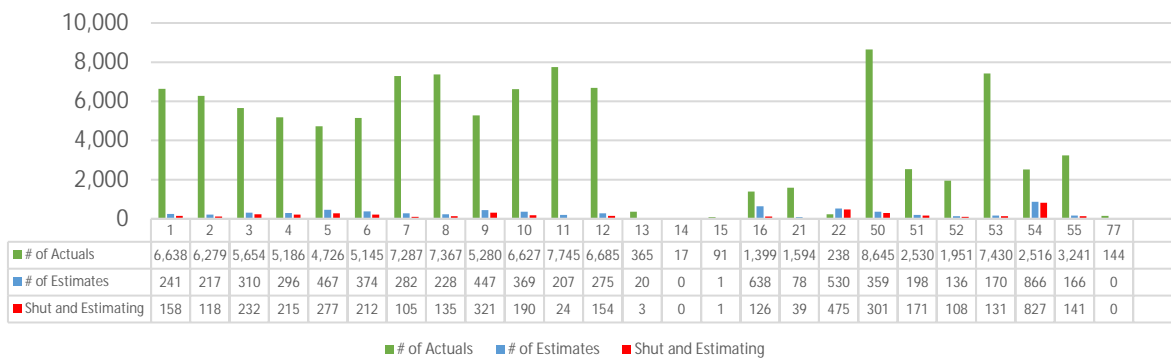
Metric	October 2023	November 2023	December 2023
Abandoned Calls (% of total calls)	1.7%	1.1%	1.1%
Automatic Call Distributor (ACD) Handling Time (minutes)	4:37	4:26	4:42
Average Speed of Answer (minutes)	0:30	0:24	0:22
Customer Service Representative Staffing (FTE – Full Time Equivalents)	17 FTE's 3 PTE's	16 FTE's 2 PTE's	16 FTE's 2 PTE's
Customer Satisfaction (customer survey)	99.9%	99.9%	99.9%
Service Level %	95.8%	95.8%	96.3%

CUSTOMER SERVICE MONTHLY REPORT

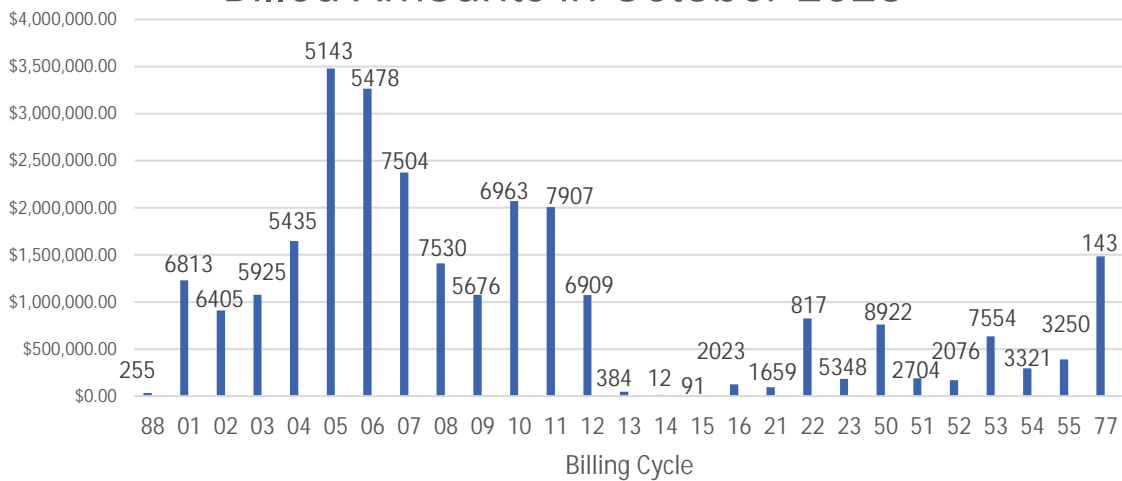
AMI and BILLING – OCTOBER 2023

The Non-Access Campaign continues to address the 1,738 aged actual meter readings and the 3,862 estimated meter readings. Under the PA PUC Compliance Plan, customers are to be notified via letters and posting notices to make appointments for a meter upgrade. PWSA successfully upgraded 466 meters in October 2023. Additionally, 3,926 letters were issued, 415 properties were posted, and 54 properties were shut for non-access. In October, PWSA achieved an actual meter reading rate of 97.66%. Billing also received and processed 425 final bill requests. Billing totals for the month of October 2023 were 116,247 bills produced in the amount of \$26,171,785.70.

Billed Actual vs. Estimated Readings October 2023



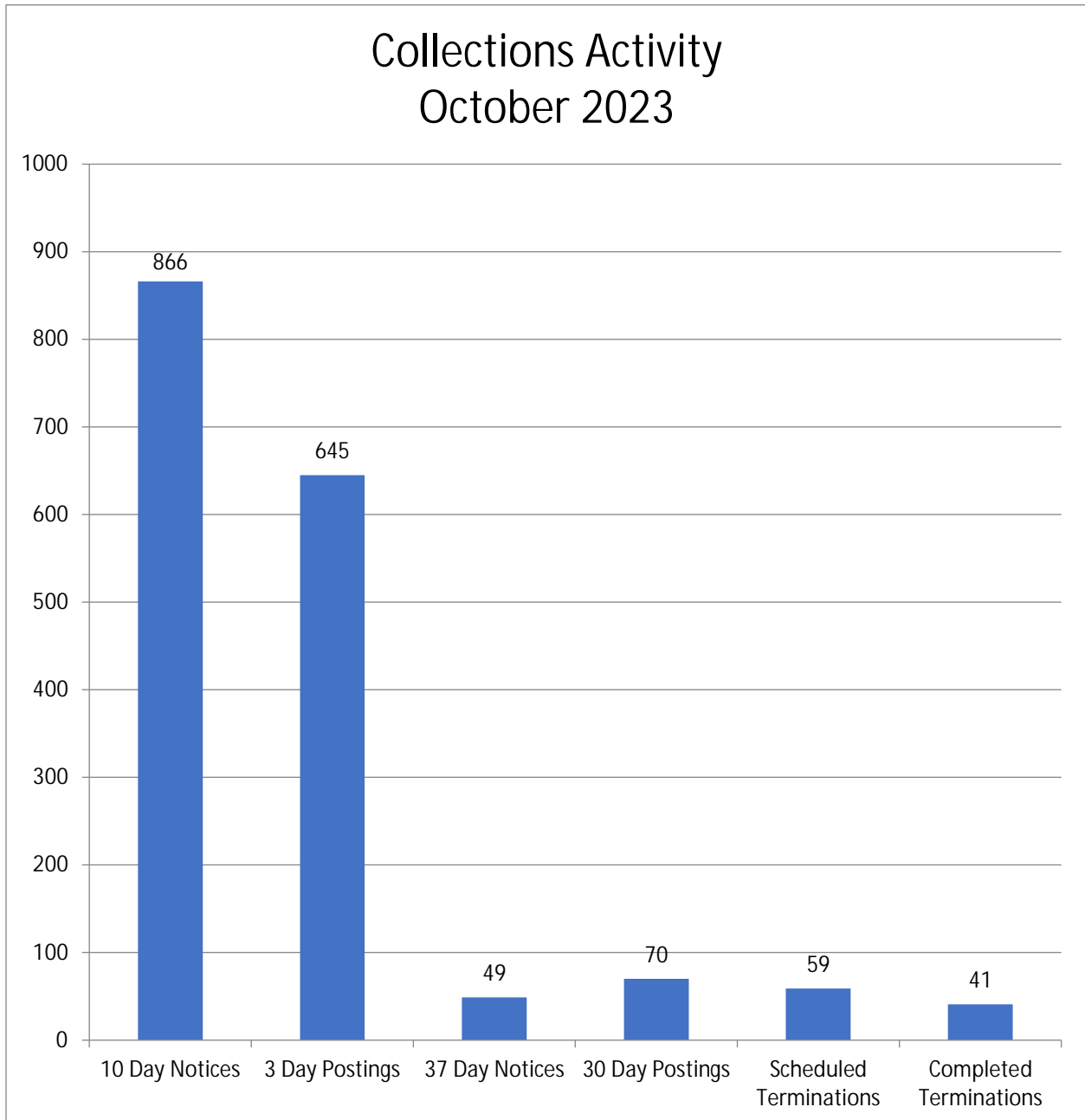
Billed Amounts in October 2023



CUSTOMER SERVICE MONTHLY REPORT

COLLECTIONS – OCTOBER 2023

In October 2023, the total Collections were \$25,706,717, which was \$1,224,046 less than what was billed in September 2023. Out of a total of 1,756 customer inquiries to info@pgh2o.com, Collections personnel responded to 1,756 all within 48 hours. Payment plans for the month of October 2023 totaled 6,826, and there were 6,827 customers enrolled in the Bill Discount Program. The below chart represents activity on both residential and non-residential accounts.

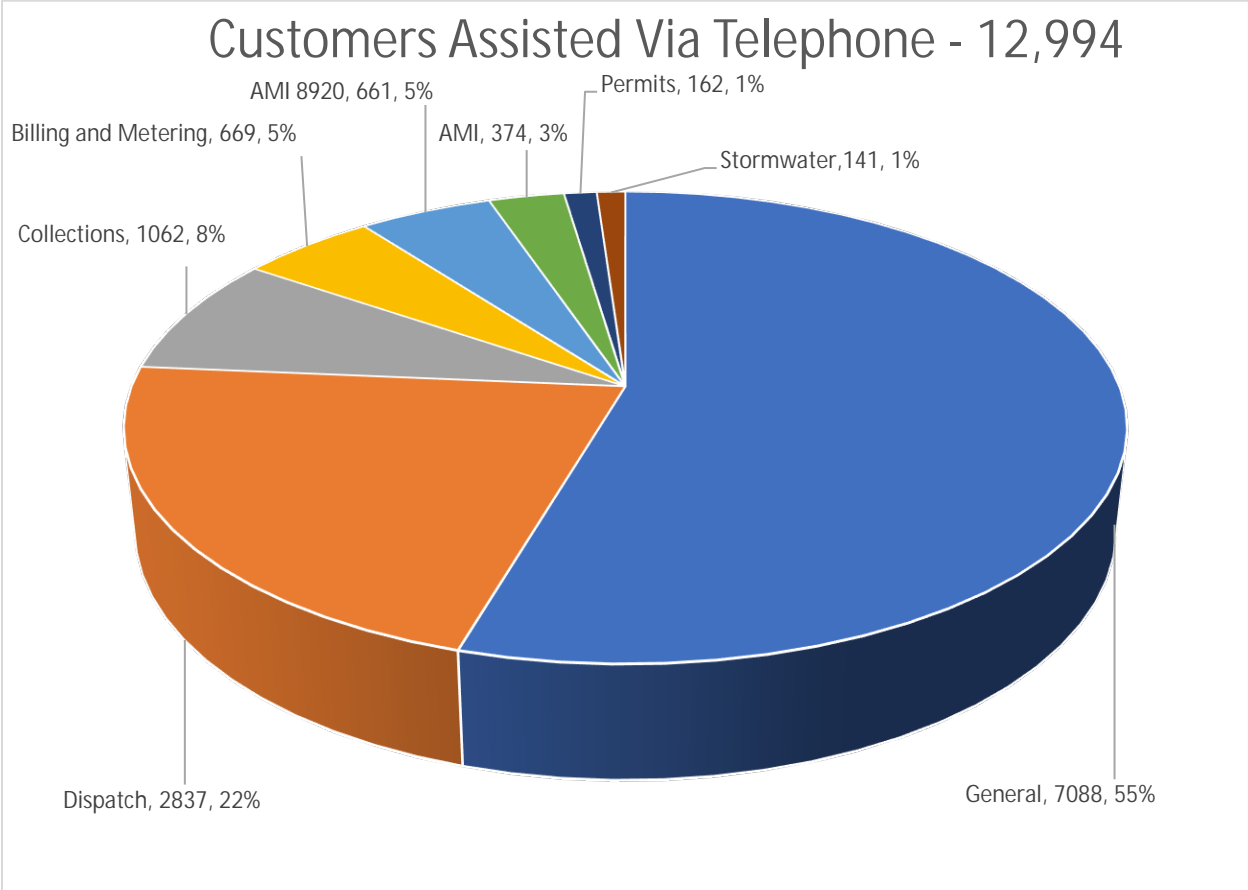


CUSTOMER SERVICE MONTHLY REPORT

CONTACT CENTER – OCTOBER 2023

There were 22 business days in the month of October 2023. In the month of October, the Contact Center’s attendance rate stayed the same at 17 full time employees and 3 part time employees. Of the 12,994 calls handled in the month of October 2023, the Contact Center yielded an abandonment rate of 1.7% with an average speed of answer of 30 seconds.

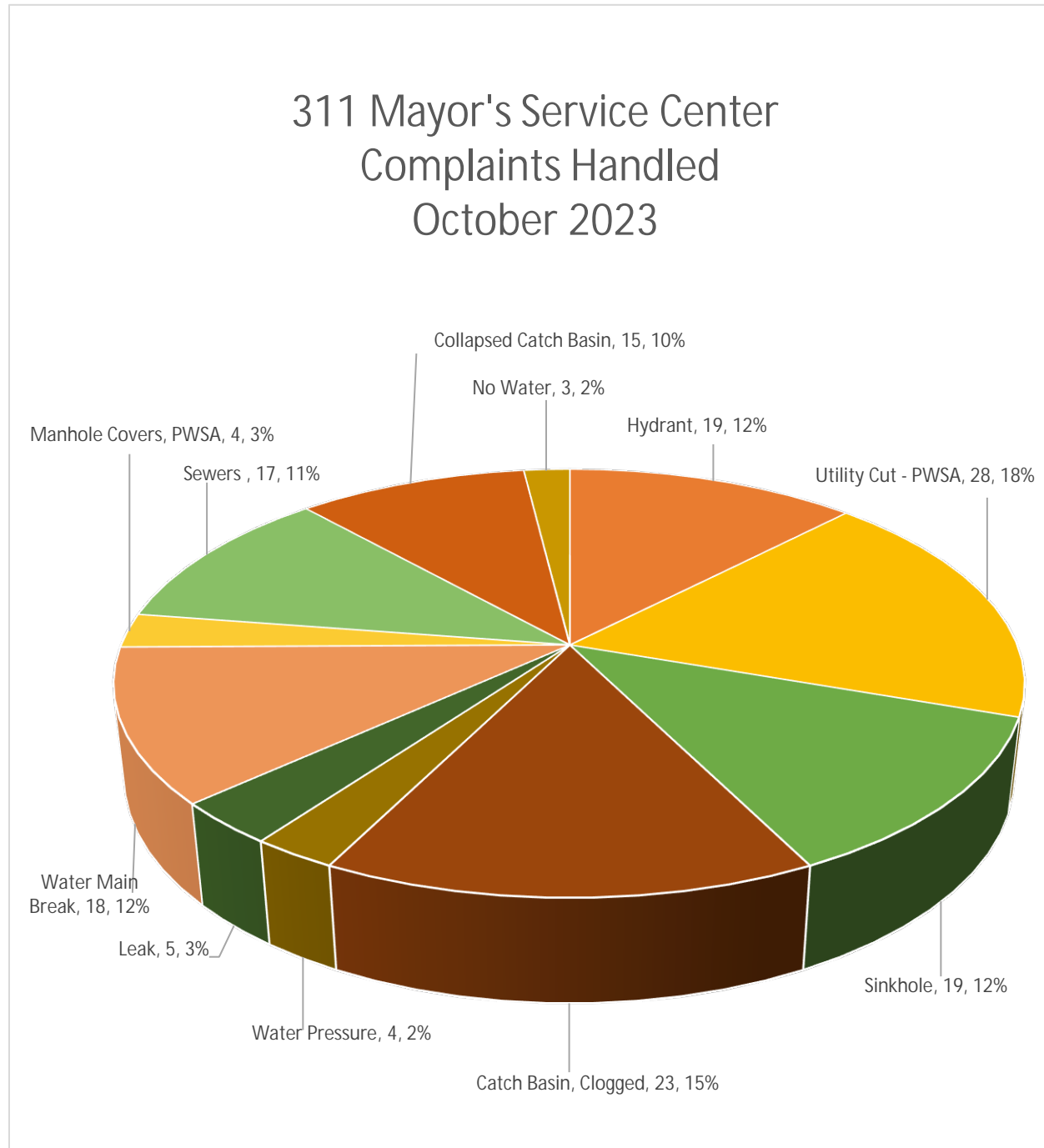
Queue Group Performance by Queue								
1 - All Queues								
10/1/2023 - 10/31/2023 - 00:00 - 24:00								
Created on 11/1/2023 7:02:32 AM by TishlaJones								
ACD queue	ACD queue name	ACD calls offered	ACD calls handled	Average speed of answer (hh:mm:ss)	Average ACD handling time (hh:mm:ss)	Abandon %	Service level %	Answer %
P001	General	7151	7088	00:00:22	00:05:29	0.8%	96.5%	99.1%
P004	Dispatch	2987	2837	00:01:00	00:02:09	5.0%	92.4%	95.0%
P002	Collections	1069	1062	00:00:23	00:05:43	0.5%	96.8%	99.3%
P003	Billing and Metering	678	669	00:00:23	00:04:39	1.0%	96.6%	98.7%
P006	AMI 8920	949	661	00:00:09	00:04:23	1.1%	100.0%	69.7%
P005	AMI	379	374	00:00:32	00:03:51	1.3%	91.6%	98.7%
P008	Permits	183	162	00:00:14	00:02:29	1.6%	100.0%	88.5%
P009	Stormwater	143	141	00:00:23	00:07:34	1.4%	96.5%	98.6%
Totals		13539	12994	00:00:30	00:04:37	1.7%	95.8%	96.0%



CUSTOMER SERVICE MONTHLY REPORT

DISPATCH – OCTOBER 2023

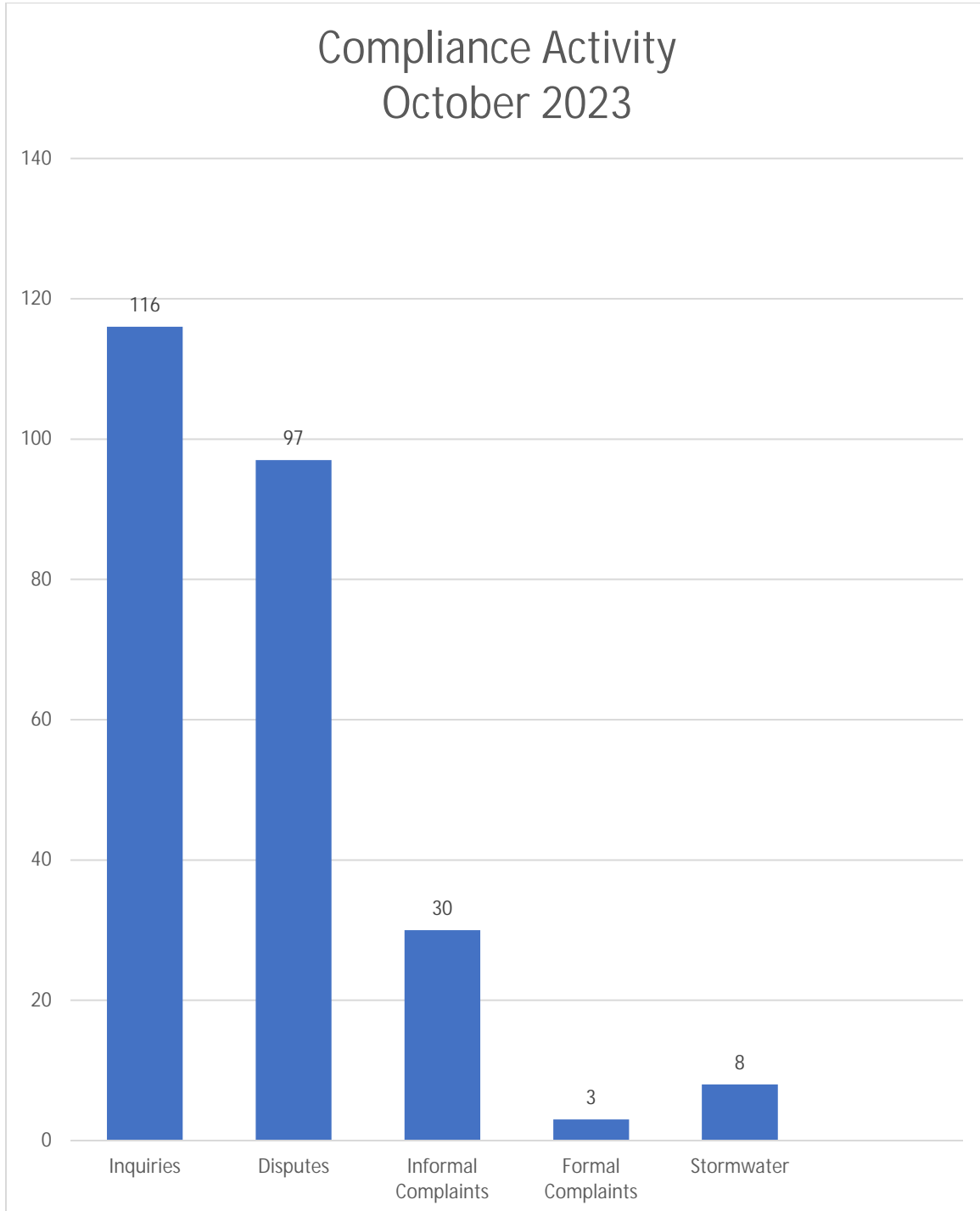
Dispatch responded to 2,837 calls for emergency service in October 2023. In this month, the Dispatchers issued 105 Interruptions of Service and facilitated 149 dig requests to Pennsylvania One Call.



CUSTOMER SERVICE MONTHLY REPORT

PUC COMPLIANCE – OCTOBER 2023

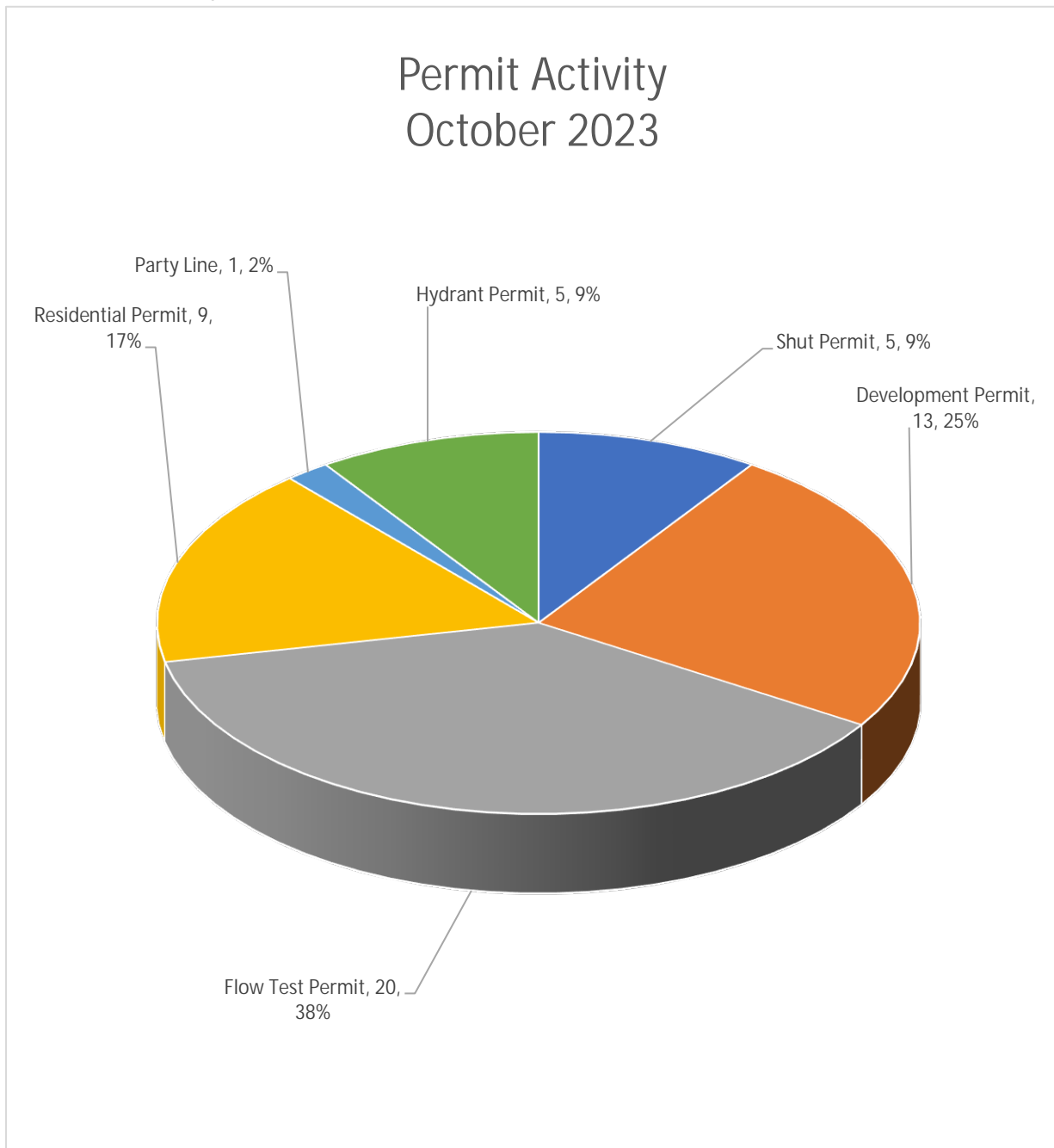
PWSA received 116 Inquiries, 97 Disputes, 30 Informal Complaints, 3 Formal Complaints, and 8 Stormwater Inquiries in the month of October 2023.



CUSTOMER SERVICE MONTHLY REPORT

PERMITS – OCTOBER 2023

In October 2023, staff issued 53 permits as illustrated below. Additionally, Permits personnel processed 410 dye testing certification requests online, with 110 customers paying the processing fee via check and 300 paying via credit/debit card. Permits staff also assisted 162 customers via telephone in the month of October 2023.

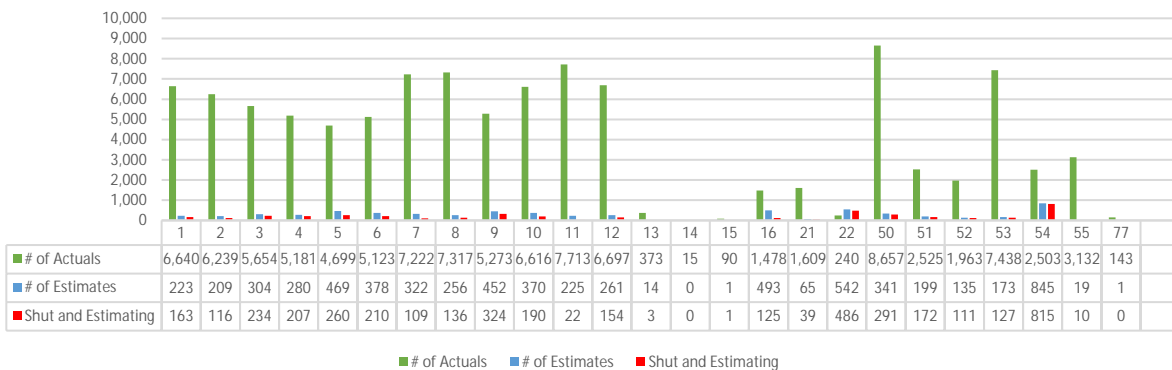


CUSTOMER SERVICE MONTHLY REPORT

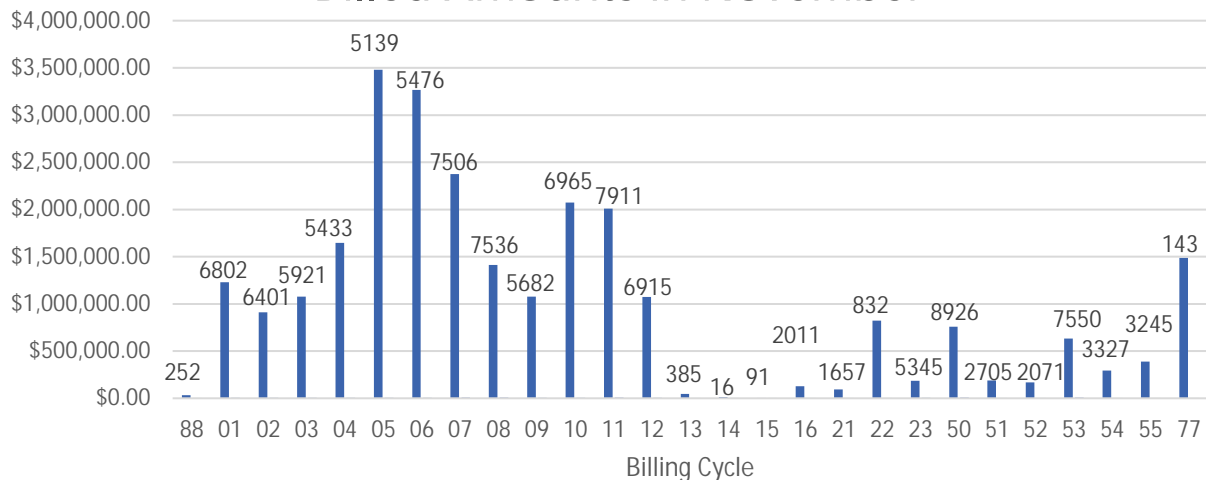
AMI and BILLING – NOVEMBER 2023

The Non-Access Campaign continues to address the 1,698 aged actual meter readings and the 4,196 estimated meter readings. Under the PA PUC Compliance Plan, customers are to be notified via letters and posting notices to make appointments for a meter upgrade. PWSA successfully upgraded 403 meters in November 2023. Additionally, 3,798 letters were issued, 561 properties were posted, and 176 properties were shut for non-access. In November, PWSA achieved an actual meter reading rate of 97.57%. Billing also received and processed 372 final bill requests. Billing totals for the month of November 2023 were 116,243 bills produced in the amount of \$26,727,965.75.

Billed Actual vs. Estimated Readings November 2023



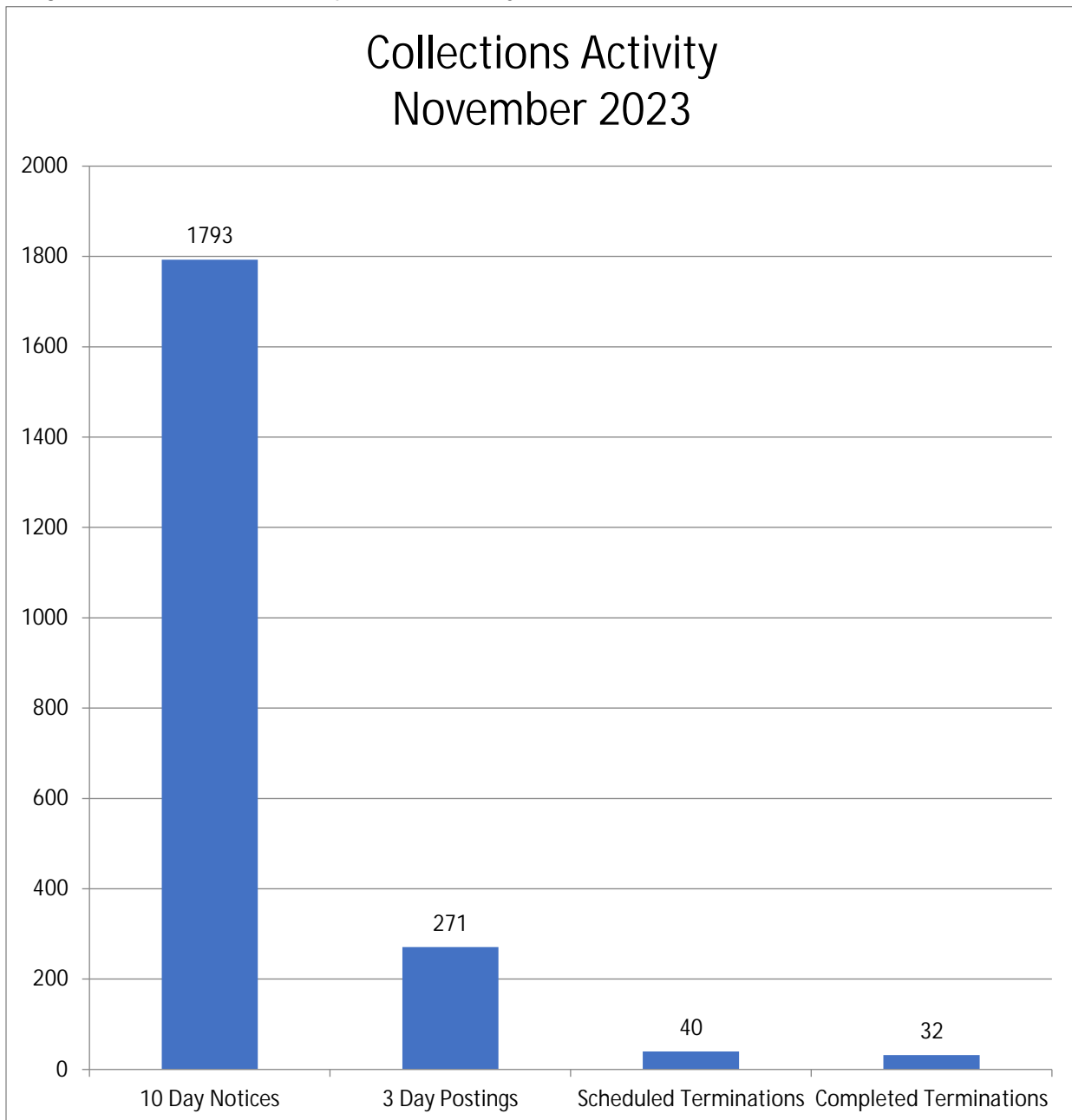
Billed Amounts in November



CUSTOMER SERVICE MONTHLY REPORT

COLLECTIONS – NOVEMBER 2023

In November 2023, the total Collections were \$21,805,433, which was \$4,366,353 less than what was billed in October 2023. Out of a total of 914 customer inquiries to info@pgh2o.com, Collections personnel responded to 914 all within 48 hours. Payment plans for the month of November 2023 totaled 6,973, and there were 6,932 customers enrolled in the Bill Discount Program. The below chart represents activity on both residential and non-residential accounts.



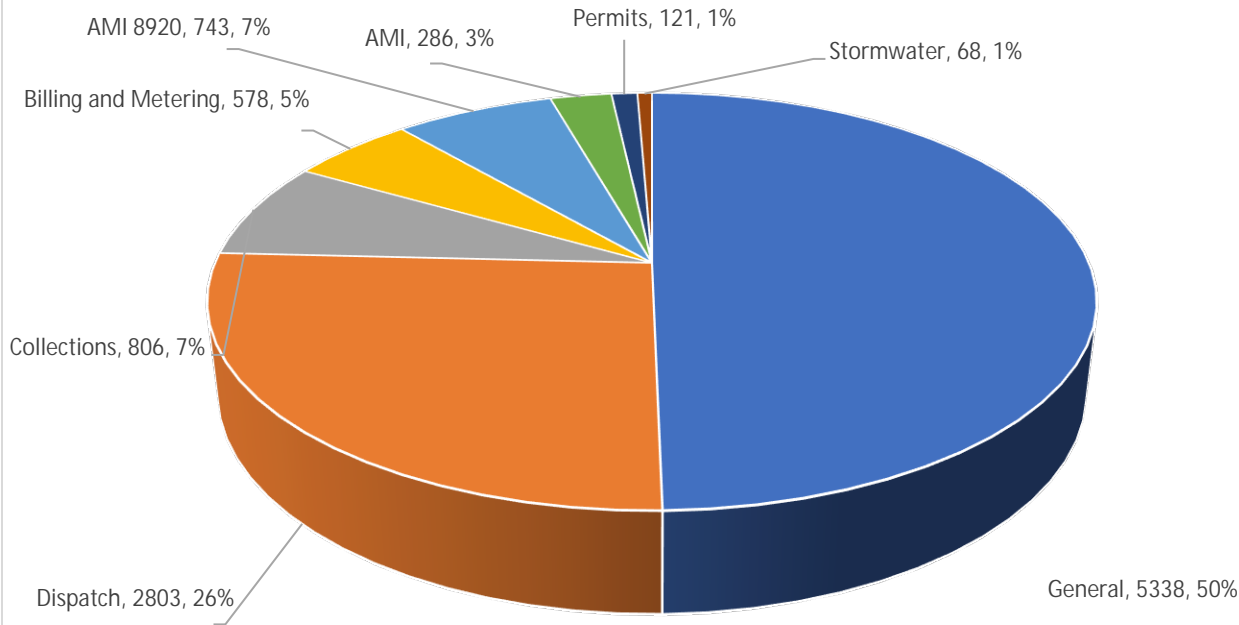
CUSTOMER SERVICE MONTHLY REPORT

CONTACT CENTER – NOVEMBER 2023

There were 18 business days in the month of November 2023. In the month of November, the Contact Center’s attendance rate changed to 16 full time employees and 2 part time employees. Of the 10,743 calls handled in the month of November 2023, the Contact Center yielded an abandonment rate of 1.1% with an average speed of answer of 24 seconds.

Queue Group Performance by Queue								
1 - All Queues								
11/1/2023 - 11/30/2023 - 00:00 - 24:00								
Created on 12/1/2023 7:03:15 AM by TishlaJones								
ACD queue	ACD queue name	ACD calls offered	ACD calls handled	Average speed of answer (hh:mm:ss)	Average ACD handling time (hh:mm:ss)	Abandon %	Service level %	Answer %
P001	General	5406	5338	00:00:26	00:05:19	1.0%	95.6%	98.7%
P004	Dispatch	2845	2803	00:00:18	00:02:15	1.5%	96.6%	98.5%
P002	Collecjions	823	806	00:00:40	00:06:00	0.9%	90.6%	97.9%
P006	AMI 8920	1188	743	00:00:09	00:04:18	0.4%	100.0%	62.5%
P003	Billing and Metering	583	578	00:00:25	00:05:09	0.5%	95.4%	99.1%
P005	AMI	296	286	00:00:44	00:04:01	3.4%	88.5%	96.6%
P008	Permits	137	121	00:00:14	00:01:52	2.9%	100.0%	88.3%
P009	Stormwater	69	68	00:00:20	00:07:29	1.4%	95.7%	98.6%
Totals		11347	10743	00:00:24	00:04:26	1.1%	95.8%	94.7%

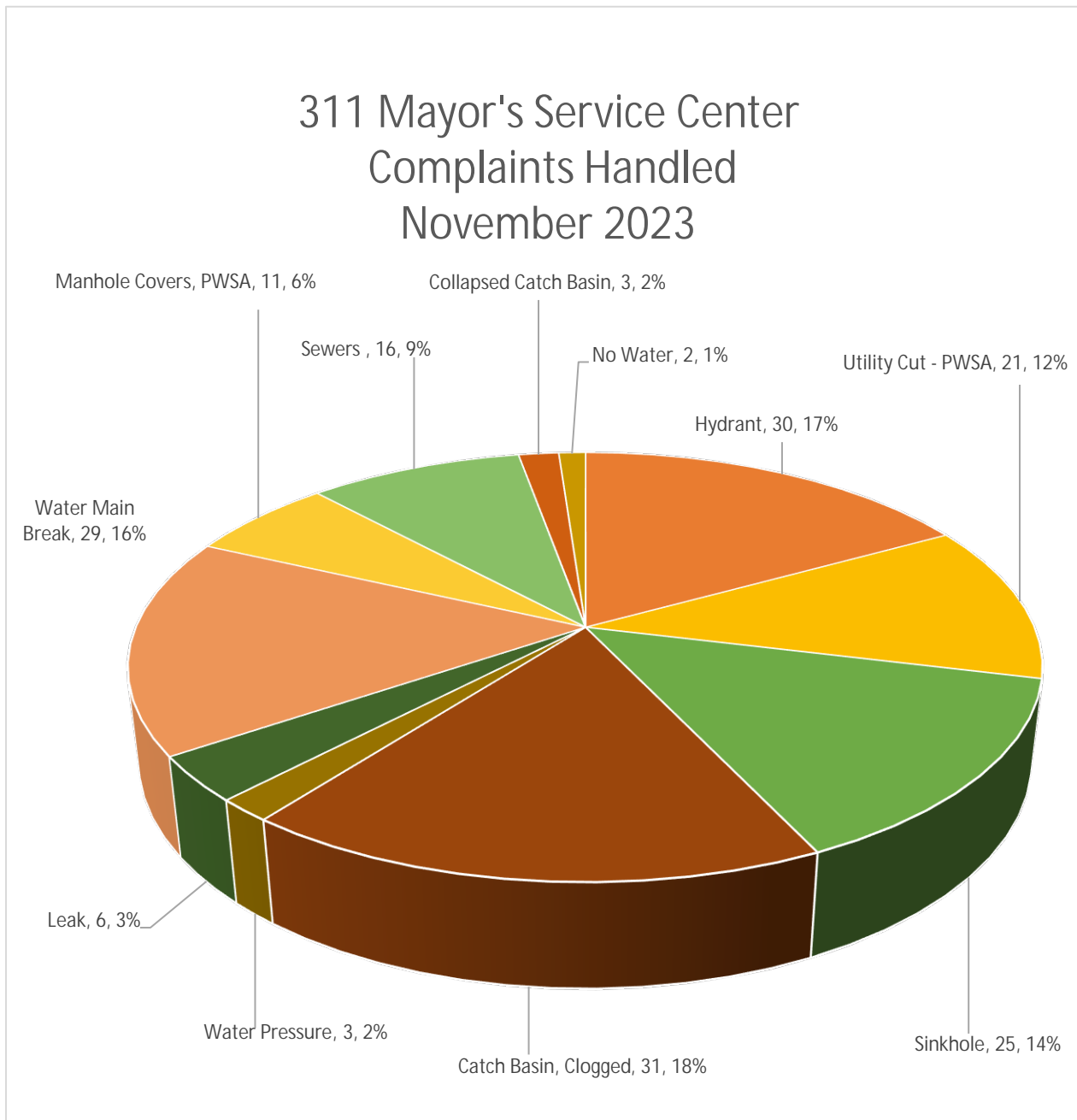
Customers Assisted Via Telephone - 10,743



CUSTOMER SERVICE MONTHLY REPORT

DISPATCH – NOVEMBER 2023

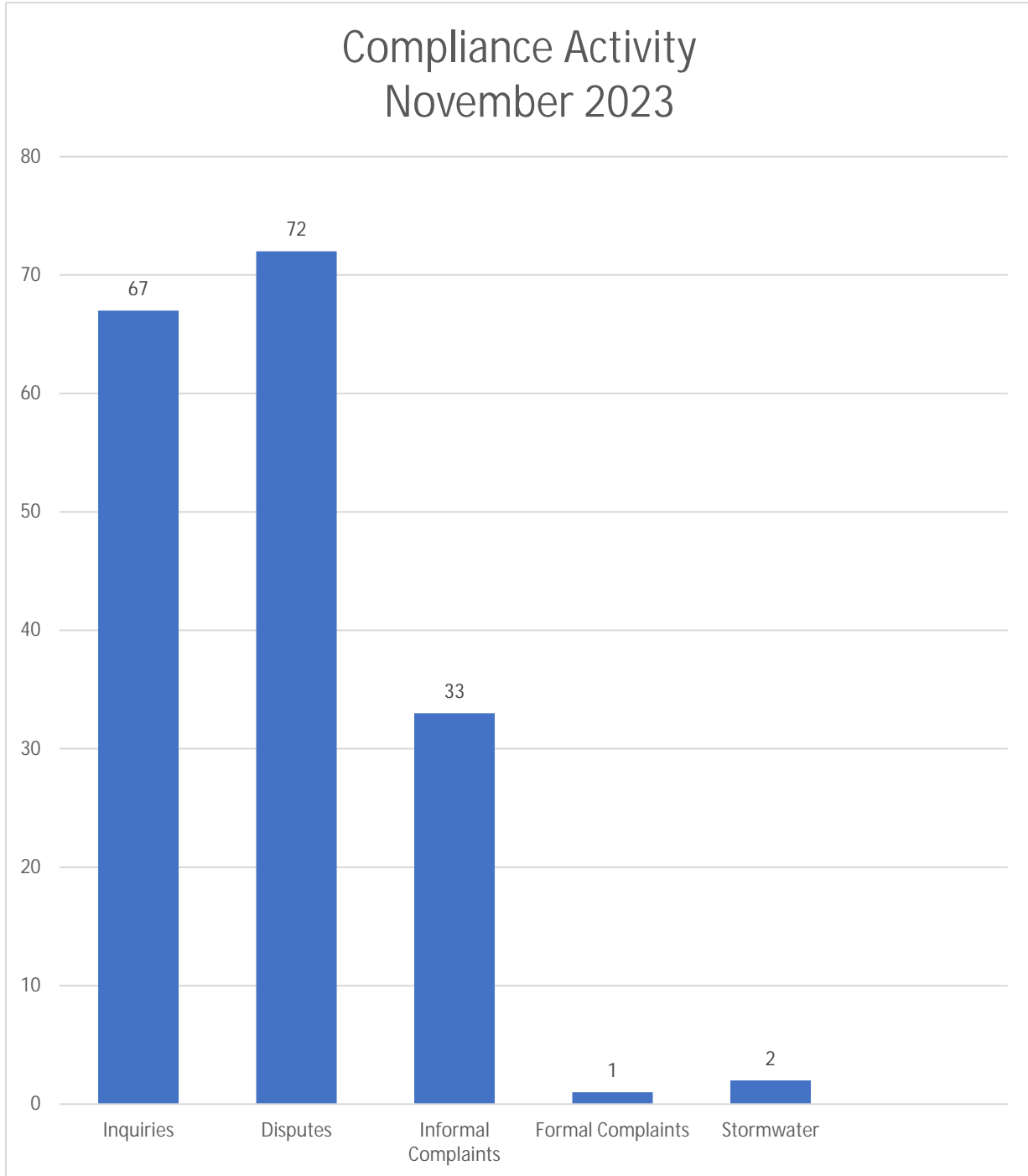
Dispatch responded to 2,803 calls for emergency service in November 2023. In this month, the Dispatchers issued 94 Interruptions of Service and facilitated 114 dig requests to Pennsylvania One Call.



CUSTOMER SERVICE MONTHLY REPORT

PUC COMPLIANCE – NOVEMBER 2023

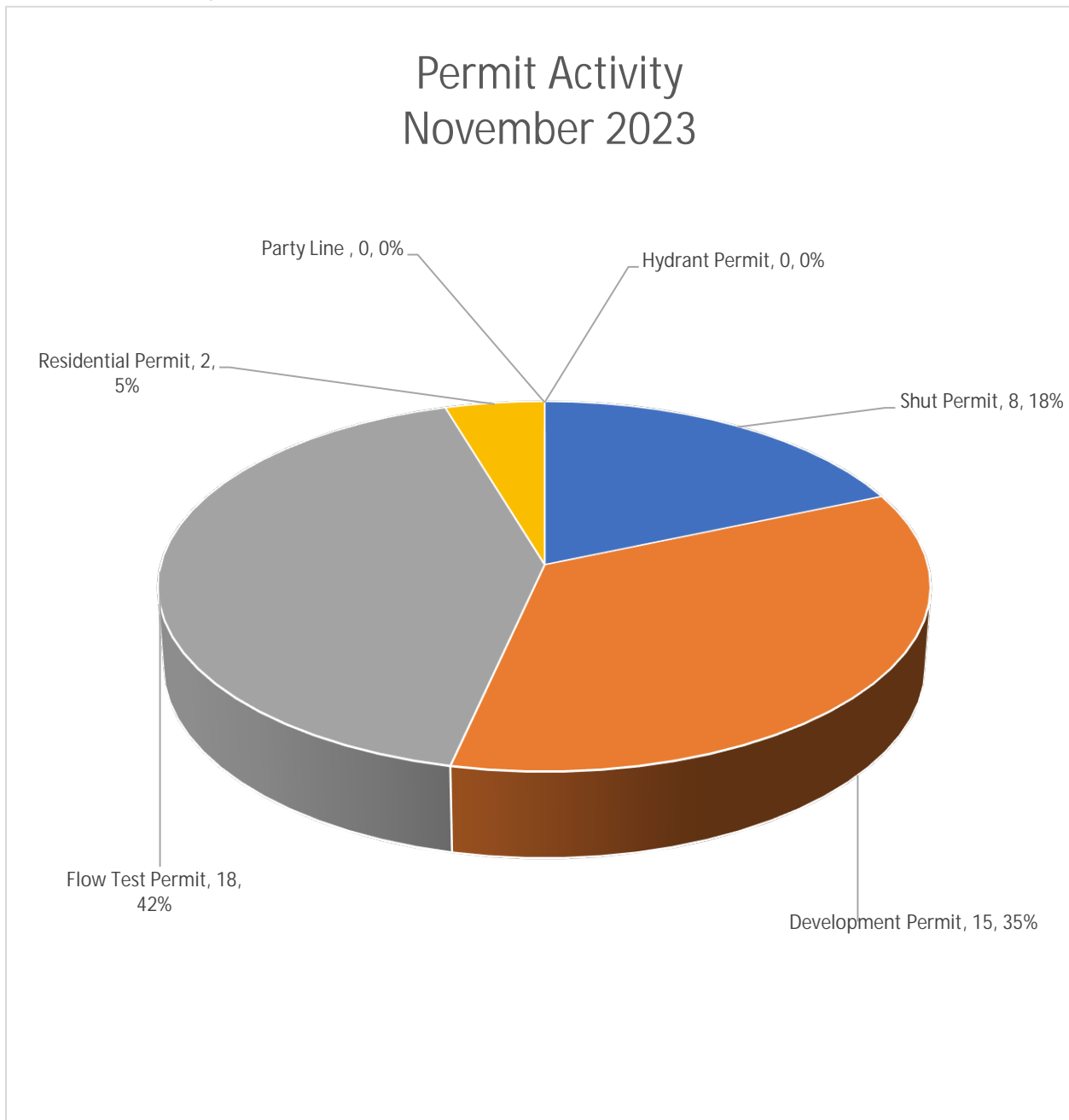
PWSA received 67 Inquiries, 72 Disputes, 33 Informal Complaints, 1 Formal Complaint, and 2 Stormwater Inquiries in the month of November 2023.



CUSTOMER SERVICE MONTHLY REPORT

PERMITS – NOVEMBER 2023

In November 2023, staff issued 43 permits as illustrated below. Additionally, Permits personnel processed 367 dye testing certification requests online, with 125 customers paying the processing fee via check and 242 paying via credit/debit card. Permits staff also assisted 133 customers via telephone in the month of November 2023.

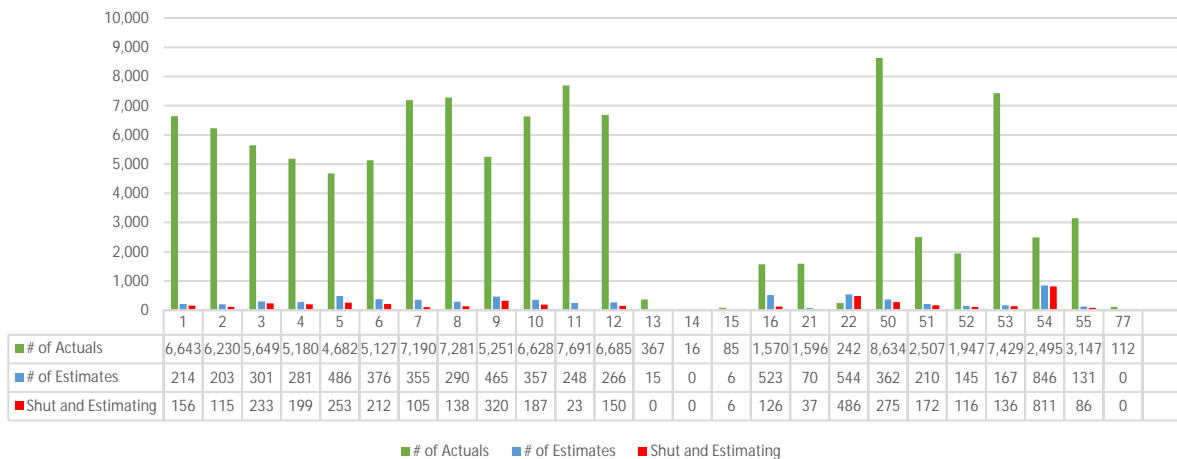


CUSTOMER SERVICE MONTHLY REPORT

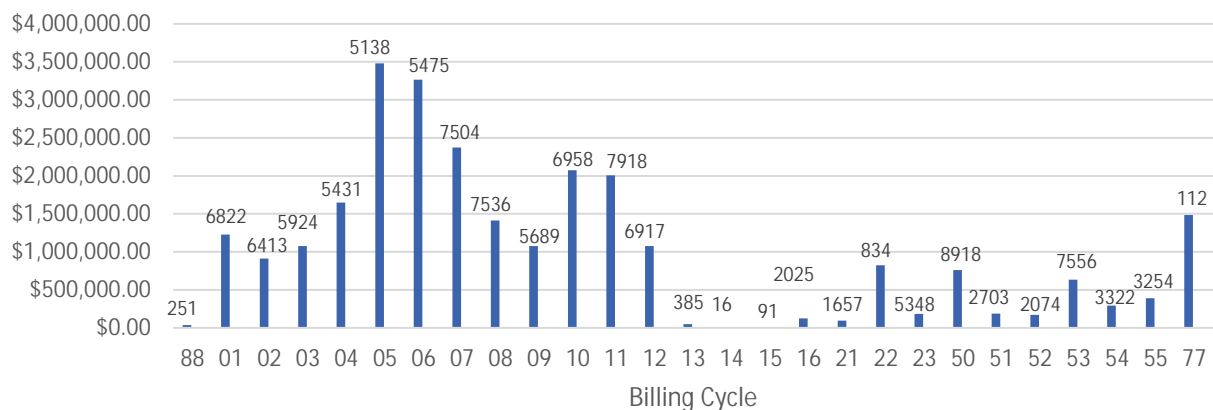
AMI and BILLING – DECEMBER 2023

The Non-Access Campaign continues to address the 1,659 aged actual meter readings and the 4,542 estimated meter readings. Under the PA PUC Compliance Plan, customers are to be notified via letters and posting notices to make appointments for a meter upgrade. PWSA successfully upgraded 372 meters in December 2023. Additionally, 2,469 letters were issued, 913 properties were posted, and 75 properties were shut for non-access. In December, PWSA achieved an actual meter reading rate of 97.56%. Billing also received and processed 307 final bill requests. Billing totals for the month of December 2023 were 116,259 bills produced in the amount of \$23,026,656.07.

Billed Actual vs. Estimated Readings December 2023



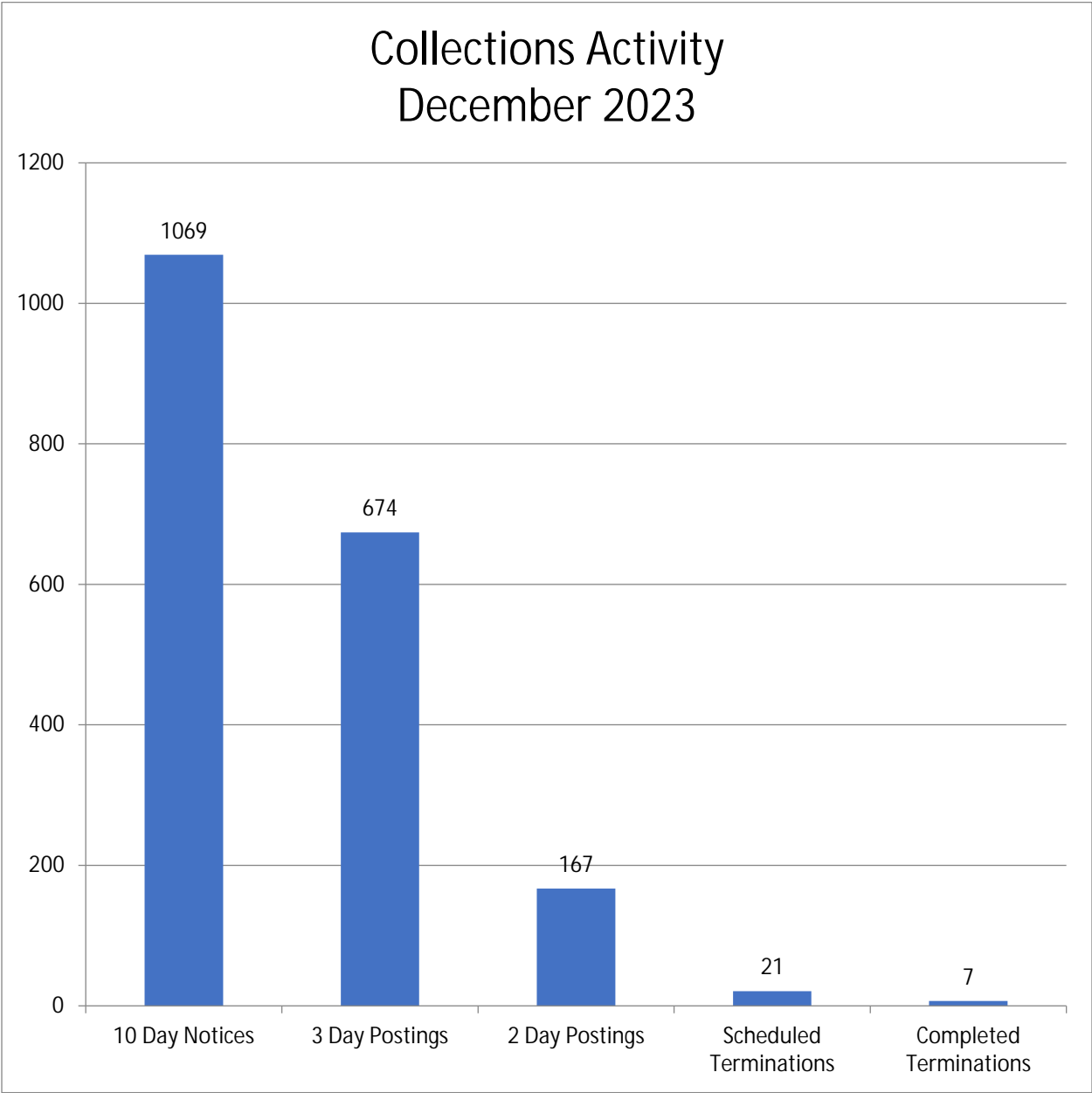
Billed Amounts in December 2023



CUSTOMER SERVICE MONTHLY REPORT

COLLECTIONS – DECEMBER 2023

In December 2023, the total Collections were \$24,960,890, which was \$1,934,234 *more* than what was billed in November 2023. Out of a total of 1,293 customer inquiries to info@pgh2o.com, Collections personnel responded to 1,293 all within 48 hours. Payment plans for the month of December 2023 totaled 7,083 and there were 7,063 customers enrolled in the Bill Discount Program. The below chart represents activity on both residential and non-residential accounts.



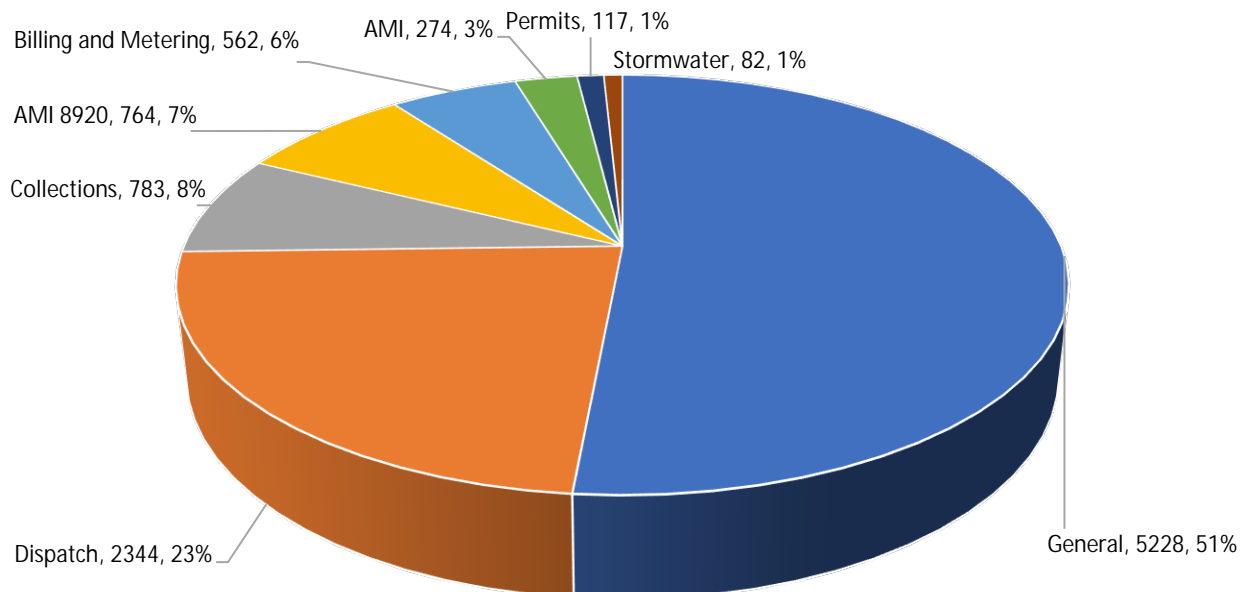
CUSTOMER SERVICE MONTHLY REPORT

CONTACT CENTER – DECEMBER 2023

There were 20 business days in the month of December 2023. In the month of December, the Contact Center’s attendance rate remained the same at 16 full time employees and 2 part time employees. Of the 10,154 calls handled in the month of December 2023, the Contact Center yielded an abandonment rate of 1.1% with an average speed of answer of 22 seconds.

Queue Group Performance by Queue								
1 - All Queues								
12/1/2023 - 12/31/2023 - 00:00 - 24:00								
Created on 1/1/2024 7:02:19 AM by TishlaJones								
ACD queue	ACD queue name	ACD calls offered	ACD calls handled	Average speed of answer (h:mm:ss)	Average ACD handling time (h:mm:ss)	Abandon %	Service level %	Answer %
P001	General	5306	5228	00:00:27	00:05:37	1.1%	94.9%	98.5%
P004	Dispatch	2370	2344	00:00:12	00:02:16	1.1%	99.1%	98.9%
P002	Collections	794	783	00:00:27	00:05:56	0.6%	95.5%	98.6%
P006	AMI 8920	1074	764	00:00:09	00:04:34	1.3%	100.0%	71.1%
P003	Billing and Metering	574	562	00:00:32	00:05:05	1.4%	92.2%	97.9%
P005	AMI	276	274	00:00:28	00:04:02	0.7%	94.9%	99.3%
P008	Permits	138	117	00:00:13	00:02:42	2.9%	100.0%	84.8%
P009	Stormwater	84	82	00:00:40	00:08:25	2.4%	89.3%	97.6%
Totals		10616	10154	00:00:22	00:04:42	1.1%	96.3%	95.6%

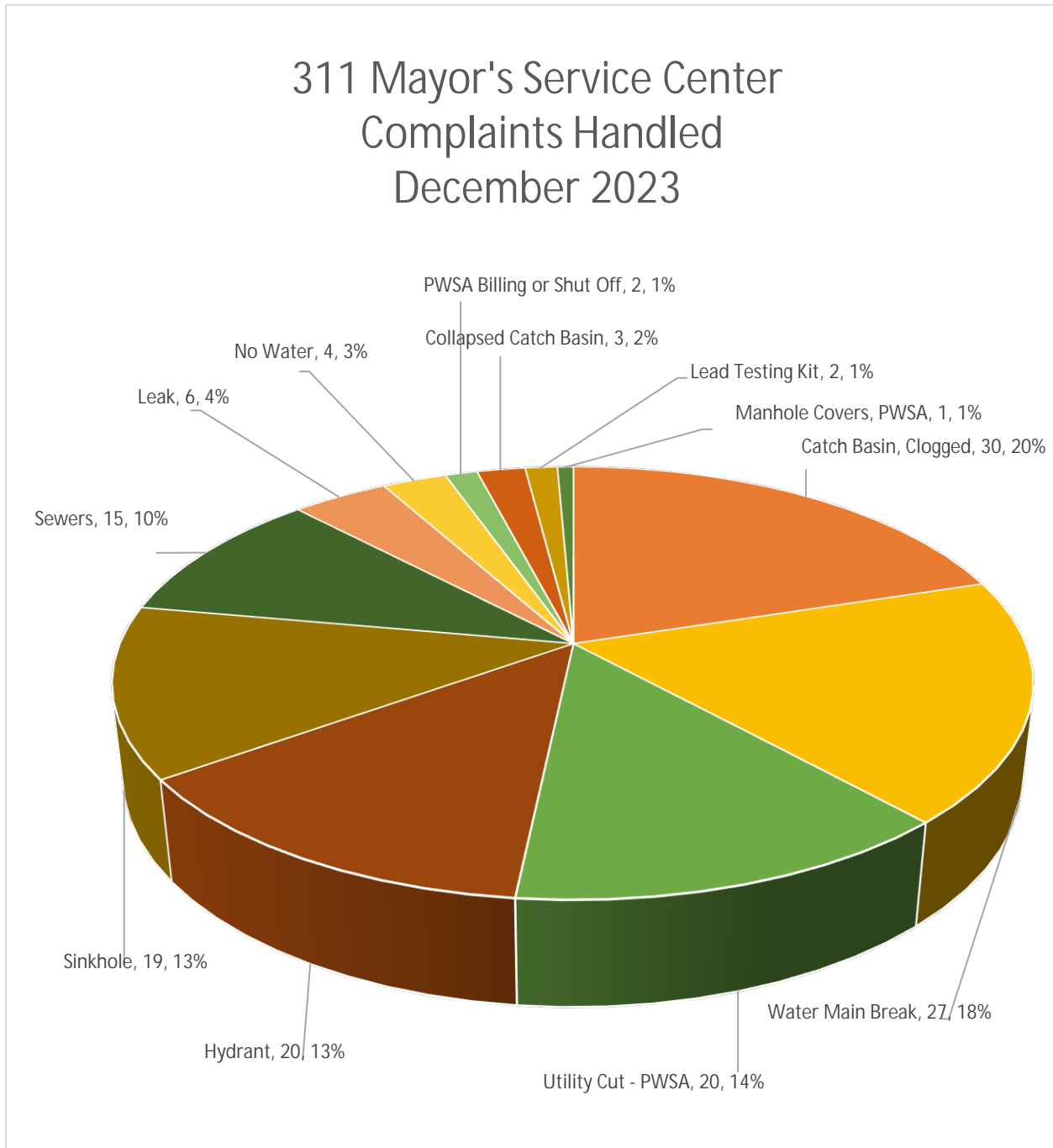
Customers Assisted Via Telephone 10,154



CUSTOMER SERVICE MONTHLY REPORT

DISPATCH – DECEMBER 2023

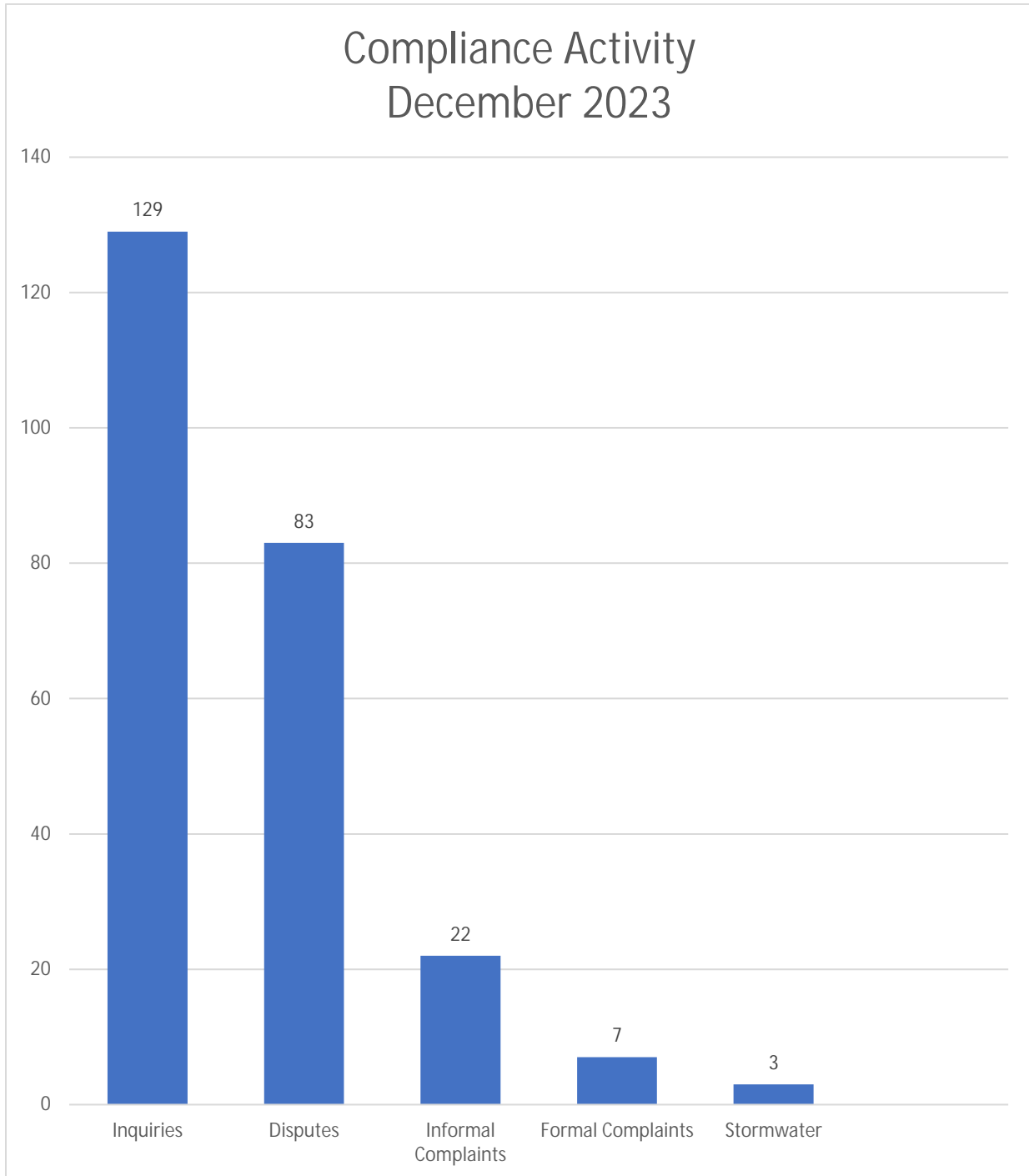
Dispatch responded to 2,344 calls for emergency service in December 2023. In this month, the Dispatchers issued 91 Interruptions of Service and facilitated 144 dig requests to Pennsylvania One Call.



CUSTOMER SERVICE MONTHLY REPORT

PUC COMPLIANCE – DECEMBER 2023

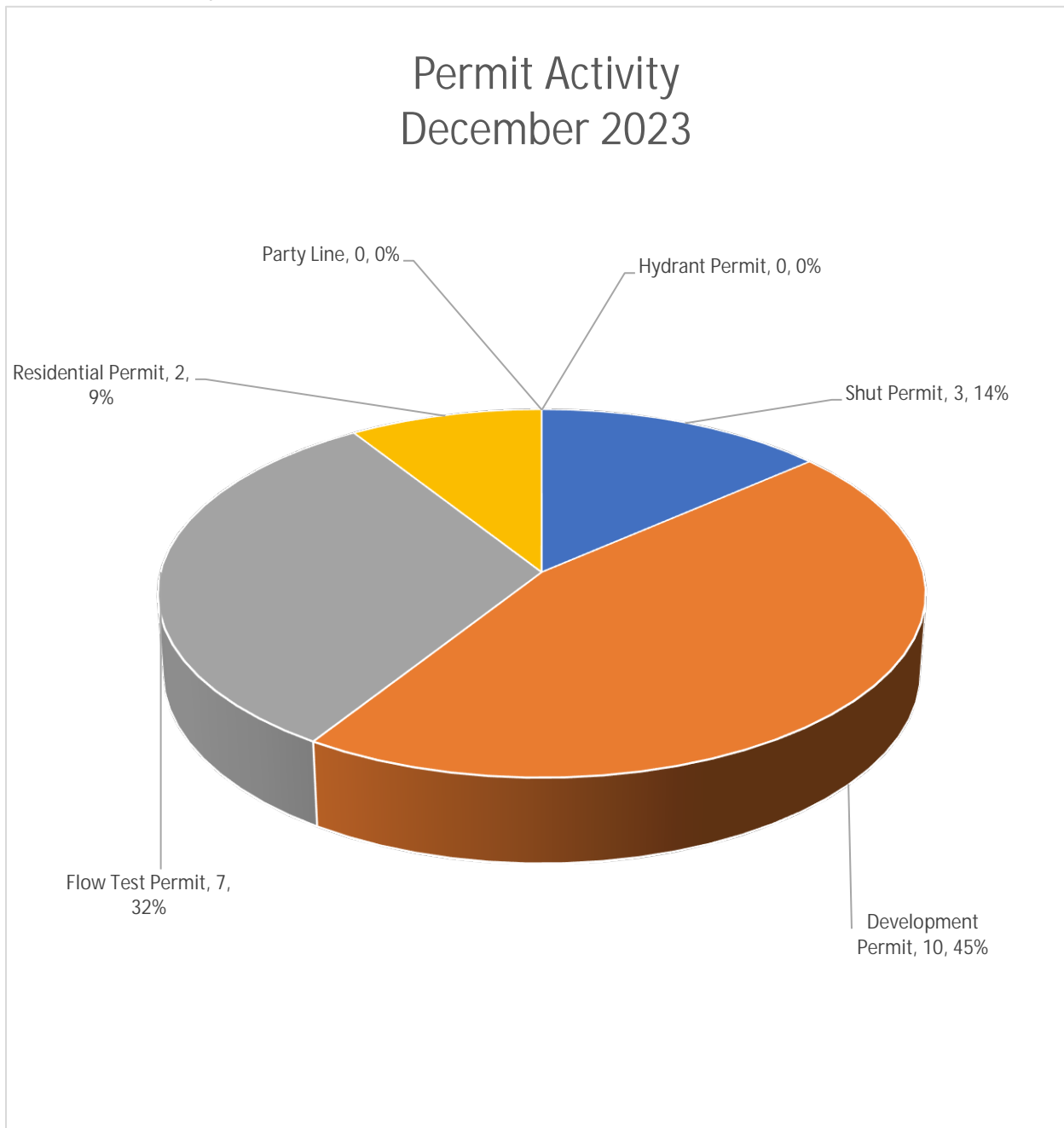
PWSA received 129 Inquiries, 83 Disputes, 22 Informal Complaints, 7 Formal Complaints, and 3 Stormwater Inquiries in the month of December 2023.



CUSTOMER SERVICE MONTHLY REPORT

PERMITS – DECEMBER 2023

In December 2023, staff issued 22 permits as illustrated below. Additionally, Permits personnel processed 396 dye testing certification requests online, with 185 customers paying the processing fee via check and 211 paying via credit/debit card. Permits staff also assisted 117 customers via telephone in the month of December 2023.



Metric	Water (as of January 2024)	Sewer (as of January 2024)
Pipeline Materials (% of pipe segments with materials listed in GIS)	37.1% (26,083 out of 70,384 water mains have material populated)	94.4% (44,350 out of 47,005 sewer mains have material populated)
Pipeline Age (% of pipe segments with age listed in GIS)	Not a field in GIS at this time, but can be calculated using installation date, so same % as below could be provided	Not a field in GIS at this time, but can be calculated using installation date, so same % as below could be provided
Installation Year (% of pipe segments with installation year listed in GIS)	89.0% (62,665 out of 70,384 water mains have date installed populated)	89.1% (41,900 out of 47,005 sewer mains have a date installed populated)
Pipeline Diameter (% of pipe segments with pipeline diameter listed in GIS)	100.0% (70,384 out of 70,384 water mains have a diameter populated)	100% of active sewer mains have a diameter populated (includes some assumed inlet lateral diameters)
Pipeline Mileage (miles of active and retired pipe in the distribution system)	Active Water Mains: 953.1 miles	Active Sewer Mains: 1,241.7 miles
	Abandoned Water Mains: 193.8 miles mapped in GIS (includes abandoned water mains layer originally exported from CAD prior to GIS conversion)	Abandoned Sewer Mains: 63.4 miles mapped in GIS

PUC Quarterly Collections Reporting - October 2023	Total
Number of accounts entering the Collections Life Cycle (60+ days past due)	10,203
Dollar amounts of accounts entering the Collections Life Cycle (60+ days past due)	\$18,726,958.93
Number of accounts that are between 180 and 9999 days overdue	3,218
Dollar amounts of accounts that are between 180 and 9999 days overdue	\$10,239,106.70
Number of accounts receiving 10-day and 37-day notices	914
Number of scheduled terminations canceled during personal contact	8
Number of Notices of Intent to Lien issued	333
Number of liens filed	89

PUC Quarterly Collections Reporting - November 2023	Total
Number of accounts entering the Collections Life Cycle (60+ days past due)	10,411
Dollar amounts of accounts entering the Collections Life Cycle (60+ days past due)	\$19,137,951.51
Number of accounts that are between 180 and 9999 days overdue	3,284
Dollar amounts of accounts that are between 180 and 9999 days overdue	\$10,711,945.87
Number of accounts receiving 10-day and 37-day notices	1,792
Number of scheduled terminations canceled during personal contact	5
Number of Notices of Intent to Lien issued	323
Number of liens filed	100

PUC Quarterly Collections Reporting - December 2023	Total
Number of accounts entering the Collections Life Cycle (60+ days past due)	11,100
Dollar amounts of accounts entering the Collections Life Cycle (60+ days past due)	\$19,979,333.46
Number of accounts that are between 180 and 9999 days overdue	3,292
Dollar amounts of accounts that are between 180 and 9999 days overdue	\$10,931,452.37
Number of accounts receiving 10-day and 37-day notices	1,069
Number of scheduled terminations canceled during personal contact	3
Number of Notices of Intent to Lien issued	279
Number of liens filed	56

Appendix F - Vacancy Report

910F Executive Office			2023 Vacancy as of Dec 31, 2023
Department	Title	Name	
Executive Office	Intern	Vacant	Vacant
911F Cust Service			2023 Vacancy as of Dec 31, 2023
Department	Title	Name	
Customer Service	Customer Service Representative 1-PT (1500 Hours)	Vacant	Vacant
912F MIS			2023 Vacancy as of Dec 31, 2023
Department	Title	Name	
MIS	Network Systems Administrator	Vacant	Vacant
MIS	GIS Special Projects Intern	Vacant	Vacant
MIS	GIS Special Projects Intern	Vacant	Vacant
913F Finance			2023 Vacancy as of Dec 31, 2023
Department	Title	Name	
915F HR			2023 Vacancy as of Dec 31, 2023
Department	Title	Name	
916F Legal			2023 Vacancy as of Dec 31, 2023
Department	Title	Name	
Legal	Paralegal Supervisor	Vacant	Vacant
Legal	Legal Assistant	Vacant	Vacant
917 Safety and Security			2023 Vacancy as of Dec 31, 2023
Department	Title	Name	
920F Warehouse			2023 Vacancy as of Dec 31, 2023
Department	Title	Name	
921F Public Affairs			2023 Vacancy as of Dec 31, 2023
Department	Title	Name	
930F Engineering			2023 Vacancy as of Dec 31, 2023
Department	Title	Name	
Engineering	Seniors Project Manager	Vacant	Vacant
Engineering	Inspector II Construction	Vacant	Vacant
Engineering	Chief Engineering Officer	Vacant	Vacant
Engineering	Cooperative Education	Vacant	Vacant
931F Environmental Compliance			2023 Vacancy as of Dec 31, 2023
Department	Title	Name	
321F Lab			2023 Vacancy as of Dec 31, 2023

Department	Title	Name	
Lab	Scientist	Vacant	Vacant

322F WTP

**2023 Vacancy
as of Dec 31, 2023**

Department	Title	Name	
Water Treatment Plant	Senior Manager, Electrical & I & C	Vacant	Vacant
Water Treatment Plant	Manger, I & C	Vacant	Vacant
Water Treatment Plant	Senior Manager, Mechanical	Vacant	Vacant
Water Treatment Plant	Manager, Storgae Tanks	Vacant	Vacant
Water Treatment Plant	Manager, Commissioning	Vacant	Vacant
Water Treatment Plant	Manager, Distribution Group	Vacant	Vacant
Water Treatment Plant	Electrical Foreman	Vacant	Vacant
Water Treatment Plant	Plumber	Vacant	Vacant
Water Treatment Plant	Plant Operator - Class A	Vacant	Vacant
Water Treatment Plant	Plant Operator - Class A	Vacant	Vacant
Water Treatment Plant	Truck Driver - Hazmat	Vacant	Vacant
Water Treatment Plant	Stationary Engineer	Vacant	Vacant
Water Treatment Plant	Plant Operator	Vacant	Vacant
Water Treatment Plant	Plant Operator	Vacant	Vacant
Water Treatment Plant	Plant Operator	Vacant	Vacant

325F Water Ops

**2023 Vacancy
as of Dec 31, 2023**

Department	Title	Name	
Water Ops	Plumber	Vacant	Vacant
Water Ops	Plumber	Vacant	Vacant
Water Ops	Leak Detection Specialist	Vacant	Vacant
Water Ops	Valve & Hydrant Specialist-Licensed	Vacant	Vacant
Water Ops	Truck Driver - Special/Winch	Vacant	Vacant
Water Ops	Utility Worker I	Vacant	Vacant
Water Ops	Field Service Technician II	Vacant	Vacant

424F Sewer Ops

**2023 Vacancy
as of Dec 31, 2023**

Department	Title	Name	
Sewer Ops	Manager Sewer Operations	Vacant	Vacant
Sewer Ops	T.V. Truck Specialist	Vacant	Vacant
Sewer Ops	Utility Worker I	Vacant	Vacant

Appendix G – Microfiltration Plant

Project Name	Project Number	Project Phase	Project Start (Year)	Capital Project Budget	Capital Budget Savings/Oversages	Project Commitment	Amount Paid	Amount Not Yet Invoiced	Amount Remaining	Actual 2017 Expenditures	Actual 2018 Expenditures	Actual 2019 Expenditures	Actual 2020 Expenditures	Actual 2021 Expenditures	Actual 2022 Expenditures	Actual 2023 Expenditures Q1	Actual 2023 Expenditures Q2	Actual 2023 Expenditures Q3	Actual 2023 Expenditures Q4	Actual 2023 Expenditures	Projected 2023 Expenditures	Projected 2024 Expenditures	
MFP Transformer Repair and UPS Replacement	2017-322-103-0	Complete	2017	\$ 89,425.00	\$ -	\$ 89,425.00	\$ 89,392.76	\$ 32.24	\$ 32.24	\$ 1,674.00	\$ 87,718.76	\$ -	\$ -	\$ -	\$ -	\$ -	\$ -	\$ -	\$ -	\$ -	\$ -	\$ -	
MFP Assessment and Critical Process Improvements	2017-322-104-0	Complete	2017	\$ 3,498,260.36	\$ -	\$ 3,498,260.36	\$ 3,498,230.84	\$ 29.52	\$ 29.52	\$ 350,929.77	\$ 1,226,932.79	\$ 920,585.11	\$ 803,012.93	\$ 157,140.71	\$ 26,065.41	\$ 13,564.12	\$ -	\$ -	\$ -	\$ -	\$ 13,564.12	\$ -	\$ -
Highland Park Membrane Filtration Module Replacement Program	2017-322-105-0	Complete	2017	\$ 1,482,788.00	\$ 157,986.76	\$ 1,324,801.24	\$ 1,324,801.24	\$ -	\$ 157,986.76	\$ 532,974.00	\$ 52,403.83	\$ 189,029.00	\$ 547,232.73	\$ 3,161.68	\$ -	\$ -	\$ -	\$ -	\$ -	\$ -	\$ -	\$ -	\$ -
Aspinwall and MFP Fiberglass Reinforced Plastic Chemical Tank Inspections and	2017-322-102-0	Complete	2017	\$ 295,000.00	\$ 54,425.83	\$ 240,574.17	\$ 240,574.17	\$ -	\$ 54,425.83	\$ 19,231.66	\$ 142,826.48	\$ 783.02	\$ 45,434.58	\$ 32,298.43	\$ -	\$ -	\$ -	\$ -	\$ -	\$ -	\$ -	\$ -	\$ -
Highland Park Membrane Filtration Plant UV System	2017-322-106-0	Construction	2017	\$ 5,809,166.70	\$ 205,887.69	\$ 5,603,279.01	\$ 5,567,193.17	\$ 36,085.84	\$ 241,973.53	\$ -	\$ 641,342.70	\$ 3,494,954.26	\$ 1,220,467.55	\$ 160,698.14	\$ 45,798.01	\$ -	\$ 826.65	\$ -	\$ 3,105.86	\$ 3,932.51	\$ 9,191.70	\$ 10,000.00	
Highland Reservoir #1 Parapet Wall Repairs	2017-322-106-1	Complete	2019	\$ 2,351,478.08	\$ 47,418.34	\$ 2,304,059.74	\$ 2,304,059.74	\$ -	\$ 47,418.34	\$ -	\$ -	\$ 240,266.12	\$ 1,953,034.67	\$ 110,758.95	\$ -	\$ -	\$ -	\$ -	\$ -	\$ -	\$ -	\$ -	\$ -
Highland Park MFP Improvements Project	2021-322-100-0	Complete	2021	\$ 448,802.01	\$ 423,310.30	\$ 25,491.71	\$ 25,491.71	\$ -	\$ 423,310.30	\$ -	\$ -	\$ 25,491.71	\$ -	\$ -	\$ -	\$ -	\$ -	\$ -	\$ -	\$ -	\$ -	\$ -	\$ -
Permit (UV)	Operating	On-going	2018	\$ -	\$ -	\$ -	\$ -	\$ -	\$ -	\$ -	\$ 500.00	\$ 5,000.00	\$ -	\$ -	\$ -	\$ -	\$ -	\$ -	\$ -	\$ -	\$ -	\$ -	
Chemicals	Operating	On-going	2020	\$ -	\$ -	\$ -	\$ -	\$ -	\$ -	\$ -	\$ -	\$ 3,170.50	\$ 24,867.80	\$ 51,753.90	\$ 32,965.26	\$ 5,329.69	\$ 11,726.27	\$ 38,075.60	\$ 15,068.00	\$ 70,199.56	\$ 102,345.60	\$ 97,078.62	
Utilities	Operating	On-going	2017	\$ -	\$ -	\$ -	\$ -	\$ -	\$ -	\$ 4,360.00	\$ 4,360.00	\$ 13,312.19	\$ 117,901.96	\$ 169,211.11	\$ 154,524.95	\$ 65,112.84	\$ 43,835.75	\$ 34,586.84	\$ 38,480.32	\$ 182,015.75	\$ 4,813.79	\$ 185,656.06	
Security	Operating	On-going	2019	\$ -	\$ -	\$ -	\$ -	\$ -	\$ -	\$ -	\$ -	\$ 60,365.13	\$ 316,850.63	\$ 385,274.24	\$ 384,007.85	\$ 101,185.27	\$ 45,778.82	\$ 40,968.32	\$ 43,298.10	\$ 231,230.51	\$ -	\$ 238,167.43	
Supplies	Operating	On-going	2019	\$ -	\$ -	\$ -	\$ -	\$ -	\$ -	\$ -	\$ 1,350.00	\$ 99,163.00	\$ 76,288.86	\$ 28,253.38	\$ 5,246.72	\$ 35,650.69	\$ 7,015.60	\$ -	\$ 47,913.01	\$ -	\$ 49,350.40	\$ -	
PWSA Staff Hours	Operating	On-going	2019	\$ -	\$ -	\$ -	\$ -	\$ -	\$ -	\$ -	\$ -	\$ 41,486.40	\$ 925,554.55	\$ 472,846.72	\$ 213,433.20	\$ 85,000.00	\$ 86,000.00	\$ 86,000.00	\$ 86,000.00	\$ 343,000.00	\$ -	\$ 343,000.00	



November 15, 2023

Renee Diehl, Environmental Program Manager
Department of Environmental Protection
Southwest Regional Office
400 Waterfront Drive
Pittsburgh, Pennsylvania 15222-4745

Re: Lead Program Quarterly Progress Report
Pittsburgh Water and Sewer Authority

Dear Ms. Diehl:

Pursuant to Paragraph 3.f. of the Consent Order and Agreement (COA) dated November 17, 2017, Pittsburgh Water and Sewer Authority (PWSA) is providing this Lead Program Quarterly Progress Report, every three (3) months following the date of the execution of the COA. This report will provide details on the progress and current status of each of the following:

- Section 1: Implementation of Corrosion Control Feasibility Study
- Section 2: Consumer Tap Notices
- Section 3: 72-hour Partial Line Replacement Sample Results
- Section 4: Partial Lead Service Line Replacements
- Section 5: Implementation of Community Environmental Project (CEP)
- Section 6: Identification of Lead Service Lines
- Section 7: Lead Service Line Replacements
- Section 8: Advisory Committee

- Attachment A Consumer Tap Notice: Example Letter
- Attachment B Post-Construction Sample Results

If any additional information is needed or if we can answer any questions, please let us know.

Regards,

Frank P. Sidari III

Frank P. Sidari III, P.E., BCEE
Chief Environmental Compliance & Ethics Officer



Lead Program Quarterly Progress Report – November 15, 2023

Section 1 - Implementation of Corrosion Control Treatment Feasibility Study

Under paragraph 3.b.ii of the November 17, 2017 Consent Order & Agreement (COA), the Pittsburgh Water and Sewer Authority (PWSA) was required to submit an application for a permit to construct the corrosion control treatment facilities within ninety (90) days of the approval of the feasibility study. On April 27, 2018, PWSA received a letter from the Pennsylvania Department of Environmental Protection (PADEP) stating that the selection of orthophosphate as optimal corrosion control treatment for PWSA was approved.

PWSA completed design of the corrosion control chemical facilities and submitted a permit application to PADEP on May 10, 2018. Under paragraph 3.b.iii, PWSA was to complete construction of the modified corrosion control treatment facilities in accordance with the amended construction permit within 180 days of the PADEP issuing an amended construction permit. The PADEP issued the Construction Permit for the Orthophosphate Addition and Storage Project on September 24, 2018. PWSA received the Building Permit from the City of Pittsburgh's Department of Permits, Licenses, and Inspections (PLI) on January 17, 2019. A Letter Amendment to the COA provided for phased implementation of orthophosphate for corrosion control, and PWSA coordinated these start up dates with PADEP. PADEP inspected all three sites on March 26, 2019. The PADEP issued the amended Operation Permit for the corrosion control facilities on March 29, 2019.

PWSA began implementation of the modified corrosion control treatment facilities upon receipt of the amended Operation Permit from PADEP on March 29, 2019. PWSA introduced orthophosphate as approved in the amended permit, as follows:

- Bruecken Pump Station Application Point – Highland 2 Super System on April 1, 2019
- Aspinwall Pump Station Application Point – Lanpher Reservoir Super System on April 15, 2019
- MFP1 and MFP2 sites – Highland 1 Reservoir Super System on April 29, 2019

PWSA performed work on the Aspinwall Pump Station and Bruecken Pump Station corrosion control treatment facilities to change out the orthophosphate storage from totes to double water storage tanks. This conversion increased storage capacity and improved loading and storage monitoring. A Certificate of Construction for the first tank conversion was submitted to PADEP on May 6, 2022 and an Operation Permit was granted by PADEP on June 3, 2022. A Certificate of Construction for the second tank conversion was submitted to PADEP on December 8, 2022 and an Operation Permit was granted by PADEP on January 9, 2023, allowing the second tank to be placed into service at both locations.



Parallel to the implementation of orthophosphate, PWSA continues with the implementation of the Distribution System Monitoring Plan associated with orthophosphate addition. This monitoring program consists of the following components:

- Regulatory monitoring
 - Lead and Copper Rule (LCR)
 - Water Quality Parameter (WQP)
 - Revised Total Coliform Rule (RTCR)
 - Disinfection Requirements Rule (DRR)
 - Stage 2 Disinfectants and Disinfection Byproducts Rule (D/DBP)

- Supplemental Monitoring
 - Enhanced RTCR site monitoring
 - PRS monitoring stations
 - Lead service line profiles
 - Aspinwall Water Treatment Plant entry point
 - Orthophosphate dosage and optimization

The collected data indicates that the addition of orthophosphate continues to have a positive impact on corrosion. The monitoring stations appear to have established steady lead levels well below initial values and below the action level of 15 parts per billion (ppb). The residential lead profiles conducted at several locations throughout the city also indicate progress of lowering lead levels from the pre-orthophosphate addition. The corrosion control team is conducting a detailed investigation at some sites that exceeded action levels to gain better understanding for their occurrence.

PWSA completed the LCR Compliance Sampling period January 2023 – June 2023 (2023a). The results of LCR Compliance Sampling since the introduction of orthophosphate are shown below:

<u>Compliance Sampling Period</u>	<u>90th Percentile Lead Result</u>
January 2023 – June 2023	3.35 ppb
July 2022 – December 2022	5.0 ppb
January 2022 – June 2022	4.42 ppb
July 2021 – December 2021	7.05 ppb
January 2020 – June 2020	5.1 ppb
July 2019 – December 2019	10.0 ppb



PWSA has accordingly achieved six consecutive rounds of compliance sampling that were below the 15 ppb action level and remains below that level. The 2023b Sampling event (July 2023 – December 2023) is currently underway.

On April 20, 2020, PWSA submitted a permit application to PADEP to adjust pH and orthophosphate levels. The application was supplemented by a Corrosion Control Optimization Plan (Plan), and an amended permit was issued on November 4, 2020. The Plan activities included four “Events” and 40 weeks of monitoring, and the original scope of the plan was complete with a final report presented on August 27, 2021. The Plan included the adjustment of pH to 7.8 and orthophosphate dose to 1.7 mg/l. During implementation of the Plan, extensive sampling was done throughout the distribution system to detect any impact these changes may have on lead release.

During a meeting with PADEP on October 21, 2021, PWSA presented the results of the Plan, and recommended increasing the orthophosphate dose and continuing the monitoring. A request to modify the Public Water Supply Operation Permit to allow this increased orthophosphate dose (1.9 mg/L) was submitted to PADEP on April 4, 2022.

On June 23, 2022, PADEP approved an Operation Permit (No. 0218518-A3) to modify the dose of orthophosphate from 1.7 mg/L to 1.9 mg/L at the application points. This modification was implemented shortly after receipt of the permit.

In accordance with Paragraph 3.b.v of the COA, as well as Chapter 109, Subchapter K of the Pennsylvania Code, and Public Water Supply Permit No. 0218518-A3, PWSA submitted a Request for Designation of Optimal Water Quality Parameter (WQP) to PADEP on July 30, 2023.

Section 2 - Consumer Tap Notices

PWSA completed a LCR compliance sampling event for January 2023 – June 2023 (2023a), which had a 90th percentile result of 3.35 ppb, which is below the action level of 15 ppb. Therefore, Tier 2 public notice to PWSA customers was not required. The 2023b Sampling event (July 2023 – December 2023) is currently underway.

PWSA mails sample kits directly to customers at Tier 1 sites on the sampling plan. These kits include a one-liter sampling bottle, PADEP approved sampling instructions and return postage to the lab.

Every customer who is served by water at sites that were sampled is mailed a sample results letter (See Attachment A) within 3 business days of PWSA receiving and conducting a Quality Assurance review of the results.

When PWSA receives a sample result that exceeds 10 ppb, a NSF-certified water filter pitcher and 6-month supply of filter cartridges is mailed to the customer, at no cost to the customer. If any result exceeds 15 ppb total lead, PWSA’s contracted laboratory informs PWSA by telephone within one hour. If the laboratory is unable to reach PWSA by telephone within one hour, the laboratory notifies the



PADEP regional office by telephone within 2 hours. The laboratory also notifies the PADEP regional office in writing within 24 hours of the determination of the exceedance using the 24-hour notice form. This notification is either emailed or faxed, as long as the 24-hour deadline is met. Additionally, when any result exceeds 15 ppb total lead, PWSA Lead Help reaches out to the customer with the exceedance via an available phone number to inform them of the result and provide guidance for mitigation the customer can take. If the customer's phone number(s) on file are not valid, a letter is sent via US mail to request updated contact information from the customer.

Section 3 - 72 Hour Partial Line Replacement Sample Results

Per PUC order, effective April 4, 2021, partial service line replacements are no longer authorized.

25 Pa. Code § 109.1107(d)(4)(ii) states: *The system shall collect the partial lead service line replacement sample and report the results of the analysis to the owner and the residents served by the line within 3 business days of receiving the results.* Paragraph 3.a.iii and iv of the COA provide for follow up notice to residents who do not return samples and additional sampling and replacement cartridges for homes with partial replacements that exceed that lead action level of 15 ppb.

In accordance with 25 Pa. Code § 109.1107(d)(4)(ii), PWSA requests that property owners collect a water sample (post-construction sample) after every partial line replacement.

In addition, PWSA provides a sample kit to property owners to collect a water sample after full line replacements and private-only or public-only (non-lead on the private side) replacements that PWSA performs. PWSA follows risk mitigation measures that are required for water systems conducting full LSLRs with PENNVEST funding. For any location where a public and/or private service line is replaced, PWSA provides a sample kit to collect first draw and 5th liter tap samples between three and six months after completion of the LSLR.

For all post-construction sample locations that exceed the lead action level of 15 ppb (partial or full line replacement), the customer is contacted via phone or email, in addition to receiving a letter with their sample results. If PWSA needs to reach a tenant with no contact information, PWSA Lead Help Desk will look up the owner in an attempt to contact them. Residents are reminded to continue to use the NSF-certified water filter pitcher provided at the time of initial disturbance of the lead service line and are provided a test kit to collect another sample three months after the exceedance sample was collected. Additional water pitcher filter cartridges are provided at the time of delivery of the 3-month sample kit for partial line replacement locations.

If any post-construction sample comes back over 50 ppb (partial line or full line replacement), in addition to the above notifications, PWSA mobilizes to the property to assist with flushing the service line. In these instances, the resident is given a sample kit and asked to collect a new water sample following the flush to ensure that the flushing was effective in reducing the post-construction lead levels.



If a resident did not return their water sample after any partial line replacement, the resident receives a second notice via door hanger reminder to return their sample kit.

Post-construction sample results (partial line and full line replacement) are provided in Attachment B. From July 1, 2016 through October 31, 2023, 10,579 public lead service lines have been replaced. Post-construction samples have been returned from 4,815 of those locations. From August 1, 2023 through October 31, 2023 (this quarterly progress report reporting period) 278 public lead service lines were replaced. None of those locations have returned a post-construction sample as of the time of this report because the sample kits will not be provided until at least three months after LSLR.

Section 4 - Partial Lead Service Line Replacements

25 Pa. Code § 109.1107(d)(4)(i) provides: *The system shall provide notice to residents of all buildings served by the line at least 45 days prior to commencing partial line replacement.* Paragraph 3.a.i. of the COA provides that PWSA shall provide (via door hanger notification) an additional advance notification not more than five (5) days and not less than seventy-two (72) hours prior to the initiation of work. Except for emergency lead service line replacements, PWSA provides the required notifications.

Per PUC Order, effective April 4, 2021 partial service line replacements are no longer authorized. If the homeowner does not sign an agreement to allow PWSA to replace their lead private side service line, they will be subject to termination of water service. When possible, PWSA Operations will provide temporary water service from the new public side service line until the private service line can be replaced to avoid termination.

In accordance with paragraph 3.a.v. of the COA, PWSA provides PADEP a weekly report of all emergency partial lead service line replacements where a 45-day notification in accordance with 25 Pa. Code § 109.1107(d)(4)(i) was not possible. After June 22, 2017, the only replacements not receiving the 45-day notification are those that were replaced due to an emergency such as a main break, service line break, or service line leak.

There were no Emergency Partial Lead Service Line Replacements reported during the quarterly reporting period August 1, 2023 through October 31, 2023.

Residents of all locations receiving lead service line replacements, including partial replacements, are provided with information to flush the service line, a NSF-certified water filter pitcher and 6-month supply of filter cartridges, a post-construction water sample kit within three to six months, and health information regarding lead service line replacement. Locations where a partial replacement is performed are also given a door hanger reminder to return the post-construction water sample kit if PWSA has not received the water sample results six weeks after construction.



Section 5 - Implementation of Community Environmental Project (CEP)

The CEP was conducted in accordance with the PADEP approval dated February 15, 2018 and subsequent revisions to the approval. Construction associated with the CEP portion of the Individual Lead Service Line Replacement (ILSLR) contract was initiated in mid-December 2018 and approximately \$1.81 million was spent by the end of January 2021, successfully completing the CEP Program.

PWSA considers the CEP program extremely successful, and a cornerstone of our commitment to our low-income customers. Through this program we qualified and received agreements from 730 customers throughout our water service area. The \$1.8 million in CEP funding has provided for the replacement of over 382 private lead service lines – well above our initial goal of the program of working at about 400 homes and replacing 200 private lead service lines.

Section 6 - Identification of Lead Service Lines

On December 24, 2020, PWSA submitted a Supplemental Materials Evaluation report as required by Paragraph 3.c.iii of the COA. This multi-year effort consisted of a comprehensive evaluation of all available methods for service line identification detailed in the July 31, 2019 Revised Service Line Material Inventory Approach approved by PADEP on June 26, 2020. Another supplemental materials evaluation was presented to the PADEP by December 31, 2022 in accordance with Paragraph 3.c.iv of the COA.

PWSA has an ongoing process to continuously update the service line material inventory based on data collected through various programs and construction activities. The data is published to our website searchable by address, and that information is updated monthly.

Section 7 - Lead Service Line Replacements

PWSA began recording lead service line replacements in February 2016. A table of all lead service line replacements since July 1, 2016 was included in earlier Progress Reports. Since the requirement for mandatory lead service line replacement has ended, this table has not been included in the quarterly report since August 15, 2020.

The PWSA Board approved a lead service line replacement policy (included in the February 15, 2018 quarterly report) that if there is lead on the public side service line, allows PWSA and PWSA contractors to replace the private side of the service line, with homeowner authorization, if lead or galvanized iron has been confirmed. This Policy was updated by the PWSA Board at their July 26, 2019 meeting to continue to offer no-cost private side lead or galvanized iron service line replacements when PWSA replaces the public side, as well as expand the program of offering an income-based reimbursement program to customers who want to replace their private side lead or galvanized iron service lines when PWSA is not replacing the public side.



From July 1, 2016 through October 31, 2023, 10,579 public lead and 7,407 private lead or private galvanized iron service lines have been replaced by PWSA or a PWSA contractor.

Lead Service Line Replacements

- Small Diameter Water Main Replacement Contracts

PWSA service line replacement efforts include projects to replace small diameter water mains, and PWSA is currently offering public and private service line replacement during the Small Diameter Water Main Replacement (SDWMR) contracts. The service line aspects of SDWMR programs will be similar to the LSLR program, with the difference being that all public service lines will be replaced, not only lead public service lines. Private lead and galvanized iron service lines will continue to be replaced at no direct cost to PWSA customers with homeowner authorization. The streets where the mains will be replaced include some priority lead areas and other locations with problematic mains.

2021 SDWMR: The 2021 SDWMR Program consists of two construction contracts for the replacement of water mains to replace 8 miles of water main and approximately 900 public and associated private lead services lines. The SDWMR construction work was awarded in January 2022 and construction began in March 2022. This project is complete and will not be described in future reports.

2022 SDWMR: The 2022 SDWMR Program consists of the replacement of water mains to replace approximately 12 miles of water main and approximately 1,900 public and associated private lead services lines. Construction on two of the three contracts associated with this project has commenced, with the third contract starting in the spring of 2024.

Water Relay: In addition, PWSA is providing public and private lead service line replacement, where necessary, under Water Relay work orders.

- Lead Service Line Replacement Contracts

PWSA is offering full service line replacement during the LSLR contracts. PWSA Policy for the LSLR Program dictates that private lead and galvanized iron service lines will be replaced at no direct cost to PWSA customers with homeowner authorization, even at locations where the public side of the service line is verified as non-lead.

2022 Neighborhood LSLR: The City of Pittsburgh granted the use of \$17.0 million in American Recovery Plan funds for PWSA to complete LSLRs within its service area. The neighborhood selection and approach was reviewed by the Community Lead Response Advisory Committee (CLRAC) members at the December 2021 meeting. This funding will allow for approximately 2,400



work locations. A Construction contract for this project was awarded in January 2022, and work began in April 2022. Work is anticipated to be completed in spring 2024.

2023A Neighborhood LSLR: PWSA received a PENNVEST award on January 12, 2023 consisting of \$9.7 million grant and \$3.7 million in loans. This funding will be used for approximately 1,200 LSLRs at priority neighborhoods within the PWSA service area. Work began in July 2023.

2023B Neighborhood LSLR: PWSA received a PENNVEST award on July 19, 2023 consisting of \$10 million grant and \$4.6 million in loans. This funding will be used for approximately 1,200 LSLRs at priority neighborhoods within the PWSA service area. Work is planned to begin in early 2024.

PWSA Operations Urgent LSLR: PWSA has a construction contract to perform replacement of privately-owned lead service lines when PWSA Operations performs urgent replacements as a result of emergency line breaks or leaks. This program initially began in early December 2018 and still continues. This is to prevent partial lead service line replacement caused by urgent public side replacement, and the private side replacement is completed at no cost to the customer.

PWSA coordinates with customers that have a private side lead service line to replace the lead service line during urgent replacements. Per PUC order, effective April 4, 2021, partial service line replacements are no longer authorized. If the homeowner does not sign an agreement to allow PWSA to replace their private side lead service line, they will be subject to termination of water service. When possible, PWSA will provide temporary water service from the new public side service line until the private service line can be replaced to avoid termination.

Section 8 - Advisory Committee

PWSA formed a Community Lead Response Advisory Committee (CLRAC) consisting of interested parties to the Pennsylvania Utilities Commission (PUC) rate filing, representatives of local community groups and a public health expert, based on a tariff settlement with the PUC. The CLRAC has met regularly and is working with PWSA to evaluate and advise PWSA on recommended modifications to the LSLR Program. The primary purposes of the CLRAC are to provide consultation and feedback on PWSA's LSLR Program and lead remediation efforts. All minutes of the CLRAC meetings are posted on the PWSA website. <http://lead.pgh2o.com/resources/clrac/>

Per PUC order, PWSA is required to terminate service to customers when we replace a public side service line, the private side is lead or galvanized iron, and the customer does not agree to have PWSA install a replacement private side service line. This requirement was effective in early April 2021.

ATTACHMENT A
CONSUMER TAP NOTICES: EXAMPLE LETTER

COMMUNITY LEAD RESPONSE



9/26/2023

L.B. Borne
1303 Heberton St
Pittsburgh, PA, 15206

Kit ID#: 1030203

2023 Lead and Copper Notification

Dear L.B. Borne,

Thank you for participating in the Pittsburgh Water and Sewer Authority's (PWSA) lead testing program. Your test kit is helping inform you and PWSA about the quality of our drinking water.

Sample Id	Collected On	Sample Bottle	Analyzed For	Result	Unit
633879	09/10/2023 13:45:00	1	Lead	2.01	ppb
633879	09/10/2023 13:45:00	1	Copper	92.8	ppb

The results of the sample taken from 1303 Heberton St , Pittsburgh, PA 15206 are listed in the above table. The Environmental Protection Agency (EPA) lead action level is 15 ppb and the copper action level is 1300 ppb.

What is the lead action level?


The lead action level is an EPA drinking water standard that requires water service providers to take additional steps to control lead levels when they reach or exceed 15 ppb. We ask residents from our service area to submit samples to help us determine if our treatment methods are effective at reducing corrosion from lead pipes. If more than ten percent of the samples we collect exceed the lead action level of 15 ppb, we must take certain actions like replace lead service lines and explore alternative water treatment methods. It is important to remember that this is not a safety standard because there is no safe level of lead.

What do my results mean?

If the lead result listed above is 10 ppb or greater, you should have received a complimentary water filter pitcher and filters that are certified to remove lead delivered to the service address. If PWSA has previously provided you with a

Lead Help Desk:
412.255.8987
LeadHelp@pgh2o.com

Resources:
pgh2o.com/lead-facts

Stay Connected:
 @pgh2o

Penn Liberty Plaza I
1200 Penn Avenue
Pittsburgh PA 15222

COMMUNITY LEAD RESPONSE



complimentary water pitcher, you will receive additional replacement filters. Please call our water testing partner, 120 Water, at 800-674-7961 if you did not receive these.

If the lead test result is ND ppb (Not Detected), this indicates that the laboratory equipment was not able to detect lead in the water sample.

Completing a lead test is a good first step in understanding your water quality. To check further for sources of lead, you can test your household plumbing for lead using swabs, which you can find at most home improvement stores. You can also check our online map at www.pgh2o.com/leadmap to see if your home has historical data on file indicating that lead pipe was used to build your service line.

If your lead test sample was not following a service line replacement, and you are interested in replacing your lead service line, PWSA's Lead Service Line Reimbursement Program offers up to 100% reimbursement and provides a minimum of a \$1,000 reimbursement based on a tiered income eligibility. PWSA will verify your income and determine the level of reimbursement you qualify for. Please contact **PGH2O Cares at 412-255-2457** to begin the reimbursement process.

What are the health effects of lead and copper?

According to EPA, "Lead can cause serious health problems if too much enters your body from drinking water or other sources. It can cause damage to the brain and kidneys and can interfere with the production of red blood cells that carry oxygen to all parts of your body. The greatest risk of lead exposure is to infants, young children, and pregnant women. Scientists have linked the effects of lead on the brain with lowered IQ in children. Adults with kidney problems and high blood pressure can be affected by low levels of lead more than healthy adults. Lead is stored in the bones, and it can be released later in life. During pregnancy, the child receives lead from the mother's bones, which may affect brain development."

According to the EPA, "Copper is an essential nutrient, but some people who drink water containing copper in excess of the action level over a relatively short amount of time could experience gastrointestinal distress. Some people who drink water containing copper in excess of the action level over many years could suffer liver or kidney damage. People with Wilson's disease should consult their personal doctor."

How does lead exposure happen?


The Mayo Clinic states that most exposure to lead happens by ingesting paint chips or lead contaminated dust. There can also be lead in soil and drinking water. Lead enters drinking water through corrosion in lead pipes or plumbing materials. The primary source of lead in PWSA's system are the old water service lines that connect homes to the water main in the street. Our water mains are not made of lead, and there is no lead in our water when it leaves the water treatment facilities.

Copper is common in the environment. You may be exposed to copper by drinking water, breathing air, eating food, and by skin contact with soil, water and other copper-containing substances.

What can I do to reduce lead in drinking water?

Lead Help Desk:
412.255.8987
LeadHelp@pgh2o.com

Resources:
pgh2o.com/lead-facts

Stay Connected:
 [@pgh2o](https://twitter.com/pgh2o)

Penn Liberty Plaza I
1200 Penn Avenue
Pittsburgh PA 15222

COMMUNITY LEAD RESPONSE

If you know or suspect that you have lead service lines or plumbing, there are ways to reduce your exposure to lead in your drinking water:

- Run your water to flush out lead. If you haven't used your water for several hours, run your cold tap for one minute before using your water for cooking or drinking. If your home has a longer lead line, this may require flushing for a longer period of time. Using toilets, washing clothes, showering, or doing dishes before you drink from your tap are all ways that you can flush your water lines without wasting water.
- Use cold water for cooking and preparing baby formula. Lead dissolves more easily in hot water. Do not drink, cook with, or make baby formula using hot water.
- Do not boil water to remove lead. Boiling water does not remove or reduce lead exposure.
- Look for alternative sources or treatment of water. Purchase or use the provided NSF Water Filter that is certified to remove lead from your water. Customers can also choose to drink bottled water. Coupons for NSF Water Filters certified to remove lead are available at lead.pgh2o.com.
- Identify if your plumbing fixtures contain lead. Lead check swabs are available at hardware stores to help you detect lead on plumbing surfaces, such as solder and pipes. Consider replacing pipes and fixtures that contain lead. Contact us if you decide to replace your lead service line. Depending on your income, you may be eligible to have your lead water service line replaced at no cost.
- Get your child's blood tested. If you think that your child may have been exposed to lead, talk to your doctor about testing your child. Allegheny County requires all children to be tested for lead exposure at approximately 9-12 months and again at 24 months.

What is being done?

We are identifying and replacing thousands of lead service lines, with a goal of replacing all of the lead service lines in our system. As we identify the location of lead service lines, we make this information available to the public on our webpage at lead.pgh2o.com. Customers who want to replace their lead service lines on their own should contact our Lead Help Desk for more information about coordinating efforts.

Where can I get more information?

For more information, visit the PWSA lead website at lead.pgh2o.com or call 412.255.8987.

Sincerely,

William J. Pickering

William Pickering | Chief Executive Officer

ATTACHMENT B
POST CONSTRUCTION SAMPLE RESULTS
(Partial Line and Full Line Replacement Locations)

Post-Construction Replacement Sample Results (All) Report as of October 31, 2023

Location Id	Work Order Public	Work Order Private	House	Street	Site Verification Public	Site Verification Private	Replaced Material Public	Replaced Material Private	Replacement Date Public	Replacement Date Private	Is Partial	Emergency	Lab Result_p pb1	Dt Collected1	Dt Result Recfrom Lab1	Lab Result_p pb2	Dt Collected2	Dt Result Recfrom Lab2	Lab Result_p pb3	Dt Collected3	Dt Result Recfrom Lab3	Lab Result_p pb4	Dt Collected4	Dt Result Recfrom Lab4	Lab Result_p pb5	Dt Collected5	Dt Result Recfrom Lab5
5020086	Upper Lawrenceville Relay	BLG	5309	HOLMES ST	Lead	Lead	Non-Lead	Copper	2016-07-05	2019-01-14	Yes		9.5	2017-07-11	2017-07-17												
5020093	Upper Lawrenceville Relay	BLG	5323	HOLMES ST	Lead	Lead Tailpiece	Non-Lead	Copper Tailpiece	2016-07-08	2019-01-17	Yes		3.9	2017-07-11	2017-07-17												
5078778	Ops	BLG	3522	SIMEN AVE	Lead	Lead	PEX	Copper	2016-07-11	2019-01-17	Yes	Emergency	10.2	2019-01-20	2019-03-20												
5020622	Upper Lawrenceville Relay	BLG	5331	HOLMES ST	Lead	Lead	Non-Lead	Copper	2016-07-12	2019-01-02	Yes		108	2019-01-04	2019-01-11												
5017464	Ops	BLG 01	428	FISK ST	Lead	Lead	PEX	Not Replaced	2016-07-12		Yes	Emergency	14	2017-07-11	2017-07-20												
5028213	Ops	BLG 01	1012	WINTERTON ST	Lead	Lead	PEX	Copper	2016-07-18	2019-05-31	Yes	Emergency	17	2017-07-25	2017-08-03	6.79	2019-06-01	2019-06-25									
5046129	Ops	BLG	4221	SHIELDS ST	Lead	Lead	PEX	Copper	2016-07-19	2019-02-06	Yes	Emergency	ND	2019-02-08	2019-02-19												
5048521	Ops	BLG	5264	2ND AVE	Lead	Lead	PEX	Copper	2016-07-21	2019-01-09	Yes	Emergency	ND	2019-01-16	2019-01-22												
5020285	Upper Lawrenceville Relay	BLG 01	5108	CARNEGIE ST	Lead	Lead	Non-Lead	Copper	2016-07-25	2019-03-22	Yes		4	2017-07-02	2017-08-03	17.2	2019-03-23	2019-04-10									
5020213	Upper Lawrenceville Relay	BLG	5109	CARNEGIE ST	Lead	Lead	Non-Lead	Copper	2016-07-25	2018-12-20	Yes		6.3	2017-07-09	2017-07-20	ND	2019-01-02	2019-01-11									
5020233	Upper Lawrenceville Relay	BLG	5131.5	CARNEGIE ST	Lead	Lead	Non-Lead	Copper	2016-07-27	2019-01-15	Yes		3.2	2019-01-23	2019-02-04												
5020234	Upper Lawrenceville Relay	BLG	5133	CARNEGIE ST	Lead	Lead	Non-Lead	Copper	2016-07-27	2018-12-20	Yes		22	2017-07-09	2017-07-19	19	2017-10-30	2017-11-09									
5020237	Upper Lawrenceville Relay	BLG	5135	CARNEGIE ST	Lead	Lead	PEX	Copper	2016-07-27	2018-12-19	Yes		22	2017-07-02	2017-07-13	10	2017-08-03	2017-08-14	ND	2018-12-21	2019-01-07						
5020261	Upper Lawrenceville Relay	BLG	5156	CARNEGIE ST	Lead	Lead	Non-Lead	Not Replaced	2016-08-02		Yes		4.8	2017-06-30	2017-07-19												
5019695	Upper Lawrenceville Relay	BLG	5159	CARNEGIE ST REAR	Lead	Lead Tailpiece	Non-Lead	Copper Tailpiece	2016-08-03	2019-01-04	Yes		2.5	2017-07-05	2017-09-20												
5070381	Ops	A16_06	512	ARMANDALE ST	Lead	Lead	PEX	Copper	2016-08-03	2018-11-20	Yes	Emergency	5.6	2017-07-13	2017-07-20	ND	2018-10-31	2019-01-14									
5006770	Ops	BLG	525	MELWOOD AVE	Lead	PEX	PEX	Not Replaced	2016-08-04		No	Emergency	5.4	2017-07-06	2017-07-13												
5019697	Upper Lawrenceville Relay	BLG	5163	CARNEGIE ST	Lead	Lead	Copper	Copper	2016-08-04	2018-12-19	Yes		4	2017-07-03	2017-07-13												
5019696	Upper Lawrenceville Relay	BLG	5161.5	CARNEGIE ST	Lead	Lead Tailpiece	PEX	Copper Tailpiece	2016-08-04	2018-12-19	Yes		2.6	2017-07-01	2017-07-13	ND	2018-12-20	2019-01-07									
5019700	Upper Lawrenceville Relay	BLG	5165	CARNEGIE ST	Lead	Lead	Non-Lead	Copper	2016-08-05	2019-03-05	Yes		ND	2019-05-07	2019-05-15												
5051908	Ops	BLG	2300	PRIMROSE ST	Lead	Lead Tailpiece	PEX	Copper Tailpiece	2016-08-05	2019-01-22	Yes	Emergency	2.2	2019-01-24	2019-02-04												
5075090	Ops	BLG	17	DUNLAP ST	Lead	Lead	PEX	Copper	2016-08-08	2019-02-06	Yes	Emergency	ND	2019-03-23	2019-04-16												
5028480	Ops	BLG	6395	STANTON AVE	Lead	Lead	PEX	Copper	2016-08-08	2019-02-11	Yes	Emergency	ND	2017-11-13	2017-12-04												
5004258	Ops	BLG 01	3103	NIAGARA ST	Lead	Lead	PEX	Not Replaced	2016-08-12		Yes	Emergency	98	2017-07-07	2017-07-13												
5041493	Ops	BLG	7220	MADE ST	Lead	Lead	PEX	Copper	2016-08-19	2019-01-09	Yes	Emergency	27	2017-07-08	2017-07-17	13	2017-07-28	2017-08-03									
5044460	Ops	BLG	1222	LANCASTER AVE	Lead	Lead	PEX	Copper	2016-08-25	2019-01-03	Yes	Emergency	ND	2017-09-02	2017-09-20	11.8	2019-01-04	2019-01-11									
5059590	Ops	A01_03	125	TUSCOLA ST	Lead	Lead	PEX	Copper	2016-08-30	2018-05-16	Yes	Emergency	ND	2018-10-24	2018-11-13												
5051624	Ops	BLG 01	7	HOLT ST	Lead	Lead	PEX	Not Replaced	2016-09-01		Yes	Emergency	8.6	2017-07-09	2017-07-17												
5071007	Ops	A16_06	1415	BUENA VISTA ST	Lead	Lead	PEX	Copper	2016-09-02	2018-11-30	Yes	Emergency	58	2017-07-09	2017-07-17	2.6	2018-10-27	2018-11-09	ND	2018-12-02	2018-12-17						
5037581	Ops	BLG	5508	BEACON ST	Lead	Lead	PEX	Copper	2016-09-07	2019-02-08	Yes	Emergency	9.2	2017-08-14	2017-08-22	1.54	2019-02-18	2019-02-27									
5072382	Ops	BLG	2329	HAZELTON ST	Lead	Lead	PEX	Copper	2016-09-08	2019-01-14	Yes	Emergency	7	2019-01-15	2019-01-22												
5050529	Ops	A14_03	2118	SIDNEY ST	Lead	Copper	PEX	Not Replaced	2016-09-08		No	Emergency	ND	2018-09-09	2018-10-12												
5072381	Ops	BLG	2331	HAZELTON ST	Lead	Lead	PEX	Copper	2016-09-09	2019-01-17	Yes	Emergency	338	2019-01-14	2019-01-28												
5022995	Upper Lawrenceville Relay	BLG	5430	KEYSTONE ST	Lead	Lead	Non-Lead	Copper	2016-09-13	2019-01-28	Yes		9.2	2017-08-02	2017-08-11	ND	2019-02-02	2019-02-12									
5022988	Upper Lawrenceville Relay	BLG	5431	KEYSTONE ST	Lead	Lead	Non-Lead	Copper	2016-09-14	2019-01-28	Yes		1.81	2019-01-30	2019-03-28												
5040277	Ops	BLG	201	ELYSIAN ST	Lead	Lead	PEX	Copper	2016-09-15	2019-01-02	Yes	Emergency	10.3	2019-01-03	2019-01-11	8.9	2019-01-03	2019-01-23									
5012454	Maryland Avenue Relay	BLG	927	MARYLAND AVE	Lead	Lead	Copper	Copper	2016-09-15	2019-01-15	Yes		8	2017-07-10	2017-07-21	9.9	2017-07-25	2017-09-20	4.9	2019-01-16	2019-01-28	ND	2019-01-23	2019-02-04			
5012500	Maryland Avenue Relay	BLG 01	911	MARYLAND AVE	Lead	Lead	Copper	Not Replaced	2016-09-15		Yes		11	2017-07-08	2017-07-21												
5012501	Maryland Avenue Relay	BLG 01	915	MARYLAND AVE	Lead	Lead	Copper	Copper	2016-09-15	2019-08-19	Yes		9.7	2017-07-13	2017-07-21	10	2018-08-22	2018-09-06	59.1	2019-08-21	2019-09-03	ND	2019-08-29	2019-09-16			
5022990	Upper Lawrenceville Relay	BLG	5434	NATRONA WAY	Lead	Lead	Non-Lead	Copper	2016-09-15	2019-02-04	Yes		5.1	2017-07-07	2017-07-19	ND	2019-02-06	2019-02-19									
5022994	Upper Lawrenceville Relay	BLG	5438	NATRONA WAY	Lead	Lead	Non-Lead	Not Replaced	2016-09-15		Yes		ND	2017-07-06	2017-07-19												
5072101	Ops	BLG	2510	MAPLE AVE	Lead	Lead	PEX	Copper	2016-09-16	2019-01-18	Yes	Emergency	14	2017-11-16	2017-12-01	4.06	2019-04-13	2019-04-24									
5066064	Ops	BLG	212	W NORTH AVE	Lead	Copper	PEX	Not Replaced	2016-09-25		No	Emergency	ND	2017-07-07	2017-10-04												
5018054	Ops	BLG	4838	HATFIELD ST	Lead	PEX	PEX	Not Replaced	2016-10-03		No	Emergency	ND	2018-07-31	2018-08-17												
5036901	Ops	BLG	1544	SHADY AVE	Lead	Lead	PEX	Copper	2016-10-04	2019-01-23	Yes	Emergency	ND	2017-08-02	2017-08-11	7.4	2019-01-25	2019-02-04									
5055674	Ops	BLG 01	53	CRAIGHEAD ST	Lead	Lead	PEX	Not Replaced	2016-10-04		Yes	Emergency	69	2017-07-09	2017-07-17												
5050590	Ops	A14_03	2406	SIDNEY ST	Lead	Copper	PEX	Not Replaced	2016-10-05		No	Emergency	ND	2018-09-09	2018-10-12												
5047658	Ops	BLG	234	FLOWERS AVE	Lead	Lead	PEX	Copper	2016-10-19	2019-01-03	Yes	Emergency	8.6	2017-07-07	2017-07-13												
5122045	Spring Street Relay	BLG	10	SPRING STREET	Lead	Lead	Non-Lead	Copper	2016-10-20	2019-02-28	Yes		ND	2019-04-17	2019-04-30												
5122047	Spring Street Relay	BLG	12	SPRING STREET	Lead	Lead	Copper	Copper	2016-10-20	2019-01-28	Yes		ND	2019-01-30	2019-02-12												
5032416	Ops	BLG 01	7055	CHAUCER ST	Lead	Lead	PEX	Not Replaced	2016-10-21		Yes	Emergency	14	2017-07-06	2017-07-13												
5122046	Spring Street Relay	BLG	11	SPRING STREET	Lead	Lead	Non-Lead	Copper	2016-10-27	2019-01-28	Yes		14.7	2019-01-29	2019-02-06												
5054245	Ops	Private Reimbursement	146	S 17TH ST	Lead	Lead	PEX	Non-Lead	2016-10-31	2016-10-11	Yes	Emergency	3.1	2017-10-16	2017-10-26												
5122044	Spring Street Relay	BLG 01	9	SPRING STREET	Lead	Lead	Non-Lead	Not Replaced	2016-11-01		Yes		38	2017-07-13	2017-07-21	8.5	2018-01-30	2018-02-08									
5079437	Ops	Private Reimbursement	3034	SHADELAND AVE	Lead	Lead	PEX	Copper	2016-11-04	2016-11-09	Yes	Emergency	ND	2017-07-13	2017-07-20												
5060561	Ops	BLG	319	SWEETBRIAR ST	Lead	Lead	PEX	Copper	2016-11-08	2019-03-04	Yes	Emergency	36	2017-07-07	2017-07-13	18	2018-02-02	2018-02-12	1.18	2019-03-07	2019-04-15						
5061046	Ops	BLG	154	OLYMPIA ST	Lead	Lead	PEX	Copper	2016-11-09	2019-02-06	Yes																

Post-Construction Replacement Sample Results (All) Report as of October 31, 2023

Location Id	Work Order Public	Work Order Private	House	Street	Site Verification Public	Site Verification Private	Replaced Material Public	Replaced Material Private	Replacement Date Public	Replacement Date Private	Is Partial	Emergency	Lab Result_p pb1	Dt Collected1	Dt Result Recrform Lab1	Lab Result_p pb2	Dt Collected2	Dt Result Recrform Lab2	Lab Result_p pb3	Dt Collected3	Dt Result Recrform Lab3	Lab Result_p pb4	Dt Collected4	Dt Result Recrform Lab4	Lab Result_p pb5	Dt Collected5	Dt Result Recrform Lab5
5042353	Ops	BLG	1750	BEECHWOOD BLVD	Lead	Copper	PEX	Not Replaced	2017-05-09		No	Emergency	2.6	2018-01-01	2018-01-12												
5059557	A01_03	A01_03	48	RUTH ST	Lead	Lead	PEX	Copper	2017-05-10	2018-05-24	Yes		4.8	2018-05-30	2018-06-15	10	2018-06-22	2018-07-08									
5056124	A01_03	A01_03	53	RUTH ST	Lead	Lead	PEX	Copper	2017-05-11	2018-05-11	Yes		ND	2018-05-14	2018-05-24												
5050961	Ops	A14_03	2331	SARAH ST	Lead	Copper	PEX	Not Replaced	2017-05-11		No	Emergency	2	2018-01-14	2018-02-08												
5059658	A01_03	A01_03	64	RUTH ST	Lead	Lead	PEX	Copper	2017-05-11	2018-05-09	Yes		27	2017-05-28	2017-06-05	13	2017-06-06	2017-06-23	ND	2018-05-10	2018-05-21						
5005633	Ops	BLG	2916	WEBSTER AVE	Lead	Lead	PEX	Copper	2017-05-12	2019-01-11	Yes	Emergency	ND	2019-01-12	2019-01-22												
5056111	A01_03	A01_03	77	RUTH ST	Lead	Lead	PEX	Copper	2017-05-15	2018-05-10	Yes		19	2017-05-20	2017-09-22	9.5	2017-10-26	2017-11-09	ND	2018-05-20	2018-05-29						
5056110	A01_03	A01_03	79	RUTH ST	Lead	Lead	PEX	Copper	2017-05-15	2018-05-10	Yes		36	2017-05-16	2017-05-24	42	2017-06-07	2017-06-23	4.1	2018-05-14	2018-05-24						
5059560	A01_03	A01_03	54	RUTH ST	Lead	Lead	PEX	Copper	2017-05-15	2018-05-15	Yes		110	2017-05-16	2017-05-24	ND	2018-03-23	2018-03-29									
5058598	A02_02	A02_02	43	NATCHEZ ST	Lead	Lead	PEX	Copper	2017-05-16	2018-05-01	Yes		3.2	2018-05-03	2018-05-21												
5061522	A01_03	A01_03	148	RUTH ST	Lead	Lead	PEX	Not Replaced	2017-05-16		Yes		53	2017-07-19	2017-07-28	25	2017-08-17	2017-09-20									
5058599	A02_02	Private Reimbursement	223	NATCHEZ ST	Lead	Lead	PEX	Non-Lead	2017-05-16	2017-05-19	Yes		62	2017-06-07	2017-06-14	21	2017-08-08	2017-08-14	29	2018-02-28	2018-03-12						
5058588	A02_02	A02_02	222	NATCHEZ ST	Lead	Lead	PEX	Not Replaced	2017-05-16		Yes		5.3	2017-05-16	2017-05-30												
5059647	A01_03	A01_03	100	RUTH ST	Lead	Lead	PEX	Copper	2017-05-17	2018-05-09	Yes		10	2017-05-23	2017-05-31	ND	2018-05-29	2018-06-06									
5058521	A02_02	A02_02	313	NATCHEZ ST	Lead	Lead	PEX	Not Replaced	2017-05-17		Yes		2.7	2017-05-17	2017-05-30												
5061517	A01_03	A01_03	138	RUTH ST	Lead	Lead	PEX	Copper	2017-05-18	2018-05-08	Yes		100	2017-05-22	2017-05-30												
5061510	A01_03	A01_03	132	RUTH ST	Lead	Lead	PEX	Copper	2017-05-18	2018-05-08	Yes		37	2017-05-19	2017-05-30												
5058515	A02_02	Private Reimbursement	331	NATCHEZ ST	Lead	Lead	PEX	Copper	2017-05-19	2017-06-05	Yes		9.8	2017-05-20	2017-05-30												
5037952	Ops	Private Reimbursement	5407	GUARINO RD	Lead	Lead	PEX	Copper	2017-05-22	2017-08-28	Yes	Emergency	36	2017-05-25	2017-06-05	15	2017-09-12	2017-10-09	8.9	2018-02-07	2018-02-20						
5058830	A02_02	A02_02	438	NATCHEZ ST	Lead	Lead	PEX	Copper	2017-05-23	2018-04-26	Yes		34	2017-05-24	2017-06-05												
5042383	ES_1	BLG	6538	DARLINGTON RD	Lead	Lead	PEX	Not Replaced	2017-05-24		Yes		10	2017-06-27	2017-07-07												
5042371	ES_1	BLG	6511	DARLINGTON RD	Lead	Lead	PEX	Copper	2017-05-24	2018-12-31	Yes		10	2017-05-26	2017-06-05	ND	2019-01-02	2019-01-11									
5058926	A02_02	A02_02	222	PROSPECT ST	Lead	Lead	PEX	Copper	2017-05-25	2018-05-01	Yes		ND	2020-01-03	2020-01-22												
5059564	A01_03	A01_03	116	TUSCOLA ST	Lead	Lead	PEX	Not Replaced	2017-05-25		Yes		2	2018-02-02	2018-02-08												
5039231	ES_1	B07_05_A	6357-6359	ALDERSON ST	Lead	Lead	PEX	Copper	2017-05-25	2019-11-04	Yes		23	2017-05-25	2017-06-05	13	2017-06-08	2017-06-23	4.78	2019-11-05	2019-11-11						
5059565	A01_03	A01_03	118	TUSCOLA ST	Lead	Lead	PEX	Copper	2017-05-25	2018-05-17	Yes		71	2017-05-27	2017-06-05	ND	2018-05-21	2018-06-05									
5059563	A01_03	A01_03	112	TUSCOLA ST	Lead	Lead	PEX	Copper	2017-05-25	2018-05-14	Yes		5.6	2017-05-27	2017-06-05	5.6	2018-05-16	2018-05-29									
5058928	A02_02	A02_02	226	PROSPECT ST	Lead	Lead	PEX	Not Replaced	2017-05-26		Yes		1400	2017-05-30	2017-06-05	610	2017-06-06	2017-06-23	96	2017-07-10	2017-07-19	47	2018-02-03	2018-02-08	5.3	2019-02-20	2019-02-27
5058930	A02_02	A02_02	234	PROSPECT ST	Lead	Lead	PEX	Not Replaced	2017-05-30		Yes		11	2017-06-04	2017-06-12												
5037031	ES_1	BLG_01	5535	BARTLETT ST	Lead	Lead	PEX	Copper	2017-05-31	2019-04-23	Yes		27	2017-10-30	2017-11-09	ND	2017-11-19	2017-12-06	7.08	2019-04-24	2019-04-30						
5018108	Ops	A07_07	148	HOME ST	Lead	Copper	PEX	Not Replaced	2017-05-31		No	Emergency	ND	2018-07-30	2018-08-14												
5018105	Ops	A07_07	142	HOME ST	Lead	Copper	PEX	Not Replaced	2017-05-31		No	Emergency	ND	2017-05-31	2017-06-12												
5059025	A02_02	A02_02	257	PROSPECT ST	Lead	Lead	PEX	Not Replaced	2017-06-01		Yes		23	2017-07-23	2017-07-31												
5049684	Ops	A15_05_A	1038	WELFER ST	Lead	Copper	PEX	Not Replaced	2017-06-01		No	Emergency	ND	2018-06-20	2019-01-14												
5060815	Ops	BLG	402-404	SWEETBRIAR ST	Lead	Lead Tailpiece	PEX	Copper Tailpiece	2017-06-02	2019-02-15	Yes	Emergency	1.92	2019-04-26	2019-05-07												
5122587	Ops	BLG_02	1029	EVERGREEN AVENUE	Lead	Lead	PEX	Copper	2017-06-02	2020-02-17	Yes	Emergency	37	2017-09-25	2017-10-05	6.05	2020-05-04	2020-05-11									
5058891	A02_02	A02_02	511-513	NATCHEZ ST	Lead	Lead	PEX	Copper	2017-06-02	2018-05-08	Yes		7.1	2017-06-09	2017-06-21												
5001227	Ops	BLG	1421	PENN AVE	Lead	Lead	PEX	Not Replaced	2017-06-06		Yes	Emergency	230	2017-06-09	2017-06-14	6.2	2018-01-27	2018-02-02									
5059356	Ops	A12_02	79	NORTON ST	Lead	Copper	PEX	Not Replaced	2017-06-20		No	Emergency	12	2018-06-11	2018-06-25												
5058934	Ops	A02_02	300	PROSPECT ST	Lead	Lead	PEX	Copper	2017-06-21	2018-05-02	Yes	Emergency	130	2017-07-18	2017-07-28												
5065834	Ops	BLG_01	1226	MONTEREY ST	Lead	Lead	PEX	Not Replaced	2017-06-22		Yes	Emergency	ND	2017-10-25	2017-11-07												
5018484	Ops		4521	BUTLER ST	Lead	Lead	PEX	Not Replaced	2017-06-22		Yes	Emergency	ND	2017-06-23	2017-07-07	ND	2017-06-24	2017-07-07	2.5	2017-06-25	2017-07-07	5.1	2020-06-30	2020-07-13			
5058816	A02_02	A02_02	179	BELONDA ST	Lead	Copper	PEX	Not Replaced	2017-06-22		No		5.4	2017-06-27	2017-07-07												
5042710	Ops		6346	CROMBIE ST	Lead	Copper	PEX	Not Replaced	2017-06-23		No	Emergency	23	2017-07-03	2017-07-13	5.3	2018-01-31	2018-02-08									
5058813	A02_02	A02_02	185	BELONDA ST	Lead	Copper	PEX	Not Replaced	2017-06-26		No		12	2017-06-26	2017-07-07												
5080514	Ops		3810	WEALTH ST	Lead	Copper	PEX	Not Replaced	2017-06-27		No	Emergency	11	2017-06-29	2017-07-07												
5050570	Ops	A14_03	2330	SIDNEY ST	Lead	Copper	PEX	Not Replaced	2017-06-27		No	Emergency	ND	2018-10-09	2018-10-18												
5012416	Ops	Ops	5723	KENTUCKY AVE	Lead	Copper	PEX	Not Replaced	2017-07-05		No	Emergency	ND	2018-08-22	2018-10-12												
5033349	Ops	BLG_01	7225	RACE ST	Lead	Lead	PEX	Copper	2017-07-12	2019-05-14	Yes	Emergency	31	2017-07-15	2017-07-20	24	2017-07-26	2017-10-05	4	2018-03-08	2018-03-26	7.25	2019-05-20	2019-05-29			
5051699	Ops		2609	STELLA ST	Lead	Copper	PEX	Not Replaced	2017-07-13		No	Emergency	34	2017-07-15	2017-07-28												
5003596	Ops-Unlisted	BLG_02	2701	5TH AVE	Lead	Lead	PEX	Not Replaced	2017-07-13		Yes	Emergency	12	2017-07-14	2017-07-21												
5071736	Ops		2451	SNYDER ST	Lead	Copper	PEX	Not Replaced	2017-07-14		No	Emergency	200	2017-07-14	2017-07-28												
5018128	Ops	A07_07	140	47TH ST	Lead	Lead	PEX	Copper	2017-07-14	2018-08-23	Yes	Emergency	19	2017-08-03	2017-08-14	3.9	2017-10-10	2017-10-26									
5080504	Ops		3815	WEALTH ST	Lead	Copper	PEX	Not Replaced	2017-07-17		No	Emergency	5.3	2017-07-23	2017-08-03												
5036554	Ops		1444	BEECHWOOD BLVD	Lead	Lead	PEX	Not Replaced	2017-07-17		No	Emergency	3.4	2017-07-21	2017-07-28												
5081126	Ops	BLG	1128	HARVARD CIR	Lead	Lead	PEX	Copper	2017-07-19	2019-02-05	Yes	Emergency	4.74	2019-02-06	2019-02-19												
5061204	A04_04	A04_04	607	SOUTHERN AVE	Lead	Copper	PEX	Not Replaced	2017-07-19		No		6.1	2017-07-28	2017-08-08												
5067719	Ops	BLG																									

Post-Construction Replacement Sample Results (All) Report as of October 31, 2023

Location Id	Work Order Public	Work Order Private	House	Street	Site Verification Public	Site Verification Private	Replaced Material Public	Replaced Material Private	Replacement Date Public	Replacement Date Private	Is Partial	Emergency	Lab Result_p pb1	Dt Collected1	Dt Result Recfrom Lab1	Lab Result_p pb2	Dt Collected2	Dt Result Recfrom Lab2	Lab Result_p pb3	Dt Collected3	Dt Result Recfrom Lab3	Lab Result_p pb4	Dt Collected4	Dt Result Recfrom Lab4	Lab Result_p pb5	Dt Collected5	Dt Result Recfrom Lab5	
5078744	Ops		3531	DIPLOMA ST	Lead	Copper	PEX	Not Replaced	2018-02-09		No	Emergency	2.1	2018-03-16	2018-03-28													
5043814	Ops		7712	WAVERLY ST	Lead	Copper	PEX	Not Replaced	2018-02-13		No	Emergency	11	2018-02-22	2018-03-07													
5076616	Ops	BLG	2819	BREKER ST	Lead	Lead	PEX	Copper	2018-02-14	2019-02-15	Yes	Emergency	1.53	2019-02-27	2019-03-04													
5031398	Ops	BLG	1330	OLIVANT ST	Lead	Lead	PEX	Copper	2018-02-14	2019-02-27	Yes	Emergency	15	2018-03-12	2018-04-10	ND	2019-02-27	2019-04-15										
5068708	Ops	BLG_01	1225	HASLAGE AVE	Lead	Lead	PEX	Not Replaced	2018-02-19		Yes	Emergency	28	2018-02-20	2018-02-27													
5022480	Ops		5416.5	DRESDEN WAY	Lead	PEX	PEX	Not Replaced	2018-02-21		No	Emergency	21	2018-02-24	2018-03-06													
5013696	Ops	BLG	5324	CORAL ST	Lead	Lead	PEX	Copper	2018-02-23	2019-01-11	Yes	Emergency	6.8	2018-02-28	2018-03-15	ND	2019-01-12	2019-01-22										
5037870	Ops	BLG	5919	DOUGLAS ST	Lead	Lead	PEX	Not Replaced	2018-02-23		Yes	Emergency	20	2018-02-26	2018-03-06	18	2018-06-20	2018-07-11										
5010057	Ops	BLG	5438	CLAYBOURNE ST	Lead	Lead	PEX	Not Replaced	2018-02-26		Yes	Emergency	12	2018-03-19	2018-03-28	2.3	2018-03-31	2018-04-19										
5048257	Ops	BLG	5126	CHAPLAIN WAY	Lead	Lead	PEX	Copper	2018-02-28	2018-12-11	Yes	Emergency	5	2018-03-24	2018-03-27	ND	2018-12-13	2019-01-04										
5071030	Ops		325	JACKSONIA ST	Lead	Copper	PEX	Not Replaced	2018-03-06		No	Emergency	6.8	2018-03-07	2018-03-26													
5072912	Ops	BLG	6	MAUCH ST	Lead	Lead	PEX	Copper	2018-03-07	2018-12-13	Yes	Emergency	20	2018-03-10	2018-03-29													
5002842	Ops	BLG	221	DUNSEITH ST	Lead	Lead	PEX	Copper	2018-03-13	2018-12-06	Yes	Emergency	30	2018-03-13	2018-03-27	4	2018-06-20	2018-07-19										
5024428	Ops	BLG	1627	CHISLETT ST	Lead	Lead	PEX	Copper	2018-03-14	2018-12-04	Yes	Emergency	5.4	2018-03-15	2018-03-27	2.1	2019-01-15	2019-01-28										
5058007	Ops	BLG	300	BIGHAM ST	Lead	Lead	PEX	Copper	2018-03-15	2019-01-29	Yes	Emergency	ND	2019-02-25	2019-03-04													
5030285	Ops		6637	SHETLAND AVE	Lead	Copper	Copper	Not Replaced	2018-03-15		No	Emergency	2	2018-03-16	2018-03-27													
5021212	Ops		5328	CAMELIA ST	Lead	Copper	PEX	Not Replaced	2018-03-15		No	Emergency	7.1	2018-03-16	2018-03-27													
5045998	Ops		4308	HALDANE ST	Lead	Copper	PEX	Not Replaced	2018-03-20		No	Emergency	290	2018-03-20	2018-04-02	ND	2018-04-11	2018-04-19										
5037540	Ops		5448	BARTLETT ST	Lead	Copper	PEX	Not Replaced	2018-03-23		No	Emergency	5.3	2018-04-24	2018-05-04													
5055179	Ops	BLG	1835	ARLINGTON AVE	Lead	Lead Tailpiece	PEX	Copper Tailpiece	2018-03-23	2019-02-05	Yes	Emergency	1.39	2019-02-07	2019-02-19													
5061404	Ops		239	ALBERT ST	Lead	Copper	PEX	Not Replaced	2018-03-23		No	Emergency	2	2018-03-23	2018-04-03													
5024294	Ops	A17_07	1433	MORNINGSIDE AVE	Lead	Copper	PEX	Not Replaced	2018-03-24		No	Emergency	ND	2018-11-01	2019-01-14													
5074709	A03_01	A03_01	202	BONVUE ST	Lead	Lead	PEX	Not Replaced	2018-03-29		Yes		480	2018-03-29	2018-04-10	3.7	2018-04-15	2018-04-27										
5074710	A03_01	A03_01	204	BONVUE ST	Lead	Lead	PEX	Not Replaced	2018-03-30		Yes		15	2018-07-31	2018-08-17	13.4	2019-10-31	2019-11-11	10	2020-01-24	2020-02-03							
5058500	A02_02	A02_02	307	BELONDA ST	Lead	Lead	PEX	Copper	2018-04-02	2018-04-02	No		2.4	2018-04-04	2018-04-19													
5028115	Ops	Private Reimbursement	1212	N SHERIDAN AVE	Lead	Lead	Copper	Copper	2018-04-02	2018-05-10	Yes	Emergency	ND	2018-04-03	2018-04-13													
5058501	A02_02	A02_02	305	BELONDA ST	Lead	Lead	PEX	Copper	2018-04-02	2018-04-02	No		4.4	2018-04-04	2018-04-13													
5074435	A03_01	A03_01	111	BONVUE ST	Lead	Lead	PEX	Copper	2018-04-05	2018-04-05	No		ND	2018-04-14	2018-04-23													
5074735	A03_01	A03_01	203	BONVUE ST	Lead	Lead	PEX	Copper	2018-04-05	2018-04-05	No		6.4	2018-04-05	2018-04-13													
5074409	A03_01	A03_01	105	WALDORF ST	Lead	Lead	PEX	Copper	2018-04-05	2018-04-05	No		8.8	2018-04-06	2018-04-12													
5014403	Ops		357	S GRAHAM ST	Lead	PEX	PEX	Not Replaced	2018-04-06		No	Emergency	ND	2018-04-17	2018-05-01													
5074697	A03_01	A03_01	229	WALDORF ST	Lead	Lead	PEX	Copper	2018-04-09	2018-04-09	No		ND	2018-04-14	2018-04-23													
5074704	A03_01	A03_01	115	WALDORF ST	Lead	Lead	PEX	Copper	2018-04-09	2018-04-09	No		ND	2018-04-11	2018-04-19													
5058491	A02_02	A02_02	312	BELONDA ST	Lead	Lead & Galvanized	PEX	Copper	2018-04-10	2018-04-10	No		5.4	2018-06-10	2018-07-06													
5074733	A03_01	A03_01	211	BONVUE ST	Lead	Lead	PEX	Copper	2018-04-10	2018-04-10	No		ND	2018-05-01	2018-05-08													
5074694	A03_01	A03_01	239	WALDORF ST	Lead	Lead	PEX	Copper	2018-04-10	2018-04-10	No		6.9	2018-04-25	2018-05-03													
5058801	A02_02	A02_02	468	BELONDA ST	Lead	Lead	PEX	Copper	2018-04-10	2018-04-10	No		ND	2018-04-11	2018-04-19													
5028197	Ops		1130	WINTERTON ST	Lead	Copper	PEX	Not Replaced	2018-04-10		No	Emergency	6	2018-04-11	2018-04-19													
5074685	A03_01	A03_01	204	WALDORF ST	Lead	Lead	PEX	Copper	2018-04-11	2018-04-11	No		ND	2018-04-14	2018-04-19													
5058811	A02_02	A02_02	189	BELONDA ST	Lead	Lead	PEX	Copper	2018-04-12	2018-04-12	No		16	2018-04-12	2018-04-30													
5058536	A02_02	A02_02	331	KEARSARGE ST	Lead	Lead	PEX	Copper	2018-04-13	2018-04-13	No		ND	2018-04-19	2018-04-27													
5074695	A03_01	A03_01	241	WALDORF ST	Lead	Lead	PEX	Copper	2018-04-16	2018-04-16	No		11	2018-05-02	2018-05-17													
5058812	A02_02	A02_02	187	BELONDA ST	Lead	Lead	PEX	Copper	2018-04-16	2018-04-16	No		4.9	2018-04-20	2018-04-27													
5074708	A03_01	A03_01	120	BONVUE ST	Lead	Lead	PEX	Copper	2018-04-16	2018-04-16	No		ND	2018-04-19	2018-04-27													
5074419	A03_01	A03_01	28	BONVUE ST	Lead	Lead	PEX	Copper	2018-04-16	2018-04-16	No		4.8	2018-04-17	2018-04-24													
5036044	Ops		1325	SHADY AVE	Lead	Copper	PEX	Not Replaced	2018-04-17		No	Emergency	8.6	2018-04-19	2018-04-27													
5074686	A03_01	A03_01	200	WALDORF ST	Lead	Lead	PEX	Copper	2018-04-18	2018-04-18	No		4.8	2018-07-22	2018-08-08													
5004052	Ops		5	OAKLAND SQ	Lead	PEX	PEX	Not Replaced	2018-04-18		No	Emergency	3.4	2018-04-26	2018-05-29													
5013622	Ops	BLG	258	S WINEBIDDLE ST	Lead	Lead	PEX	Copper	2018-04-18	2019-01-28	Yes	Emergency	23	2018-04-21	2018-04-27	2.03	2019-02-02	2019-02-12										
5058892	A02_02	A02_02	123	WILBERT ST	Lead	Lead	PEX	Copper	2018-04-19	2018-04-19	No		ND	2018-06-20	2018-07-06													
5058440	A02_02	A02_02	4	LOWEN ST	Lead	Lead	PEX	Copper	2018-04-20	2018-04-20	No		220	2018-04-23	2018-05-04	ND	2018-05-07	2018-05-21										
5011433	Ops	BLG	248	SPAHR ST	Lead	Lead	PEX	Copper	2018-04-20	2018-12-13	Yes	Emergency	30	2018-04-24	2018-05-01	5.6	2018-10-03	2018-10-18	4.4	2018-12-17	2019-01-07							
5075735	A03_01	A03_01	4063	GRIZELLA ST	Lead	Copper	PEX	Not Replaced	2018-04-23		No		ND	2018-04-24	2018-05-31													
5058815	A02_02	A02_02	181	BELONDA ST	Lead	Lead	PEX	Copper	2018-04-23	2018-04-23	No		5.1	2018-04-23	2018-05-01													
5058807	A02_02	A02_02	479	BELONDA ST	Lead	Lead	PEX	Copper	2018-04-24	2018-04-24	No		12	2018-04-24	2018-05-03													
5049657	Ops	A15_05_A	909	KENNEBEC ST	Lead	PEX	PEX	Not Replaced	2018-04-25		No	Emergency	22	2018-05-21	2018-05-31													
5074382	A03_01	A03_01	34	WALDORF ST	Lead	Lead	PEX	Copper	2018-04-25	2018-04-25	No		2.2	2018-04-27	2018-05-17													
5074372	A03_01	A03_01	100	WALDORF ST	Lead	Lead	PEX	Copper	2018-04-25	2018-04-25	No		2.1	2018-04-26	2018-05-08													
5075527	A03_01	A03_01	114	MONTANA ST	Lead	Lead																						

Post-Construction Replacement Sample Results (All) Report as of October 31, 2023

Location Id	Work Order Public	Work Order Private	House	Street	Site Verification Public	Site Verification Private	Replaced Material Public	Replaced Material Private	Replacement Date Public	Replacement Date Private	Is Partial	Emergency	Lab Result_p pb1	Dt Collected1	Dt Result Recfrom Lab1	Lab Result_p pb2	Dt Collected2	Dt Result Recfrom Lab2	Lab Result_p pb3	Dt Collected3	Dt Result Recfrom Lab3	Lab Result_p pb4	Dt Collected4	Dt Result Recfrom Lab4	Lab Result_p pb5	Dt Collected5	Dt Result Recfrom Lab5
5075680	A11_01	A11_01	4128	FRANKLIN RD	Lead	Lead	PEX	Copper	2018-06-18	2018-06-18	No		2.07	2019-08-13	2019-08-26												
5061777	A04_04	A04_04	816	BOGGS AVE	Lead	Lead	PEX	Copper	2018-06-19	2018-06-19	No		12	2018-06-25	2018-07-19												
5038448	A05_05	A05_05	5917	NICHOLSON ST	Lead	Lead	PEX	Copper	2018-06-19	2018-06-19	No		8	2018-06-21	2018-07-08												
5007050	A06_06	A06_06	826	ADELAIDE ST	Lead	Lead	PEX	Copper	2018-06-19	2018-06-19	No		7	2018-06-20	2018-07-08												
5056157	A13_03	A13_03	52	HARWOOD ST	Lead	Lead	PEX	Copper	2018-06-19	2018-06-19	No		ND	2018-06-22	2018-07-08												
5056161	A13_03	A13_03	60	HARWOOD ST	Lead	Lead	PEX	Copper	2018-06-19	2018-06-19	No		13	2018-06-19	2018-07-08	ND	2018-06-20	2018-07-08									
5061584	A04_04	A04_04	719	SOUTHERN AVE	Lead	Copper	PEX	Not Replaced	2018-06-20		No		18	2018-06-26	2018-07-06												
5070362	Ops		1616	MONTEREY ST	Lead	Copper	PEX	Not Replaced	2018-06-20		No	Emergency	7	2018-06-21	2018-07-08												
5075694	A11_01	A11_01	4018	PERRYVILLE AVE	Lead	Copper	PEX	Not Replaced	2018-06-20		No		ND	2018-06-25	2018-07-08												
5075672	A11_01	A11_01	4114	FRANKLIN RD	Lead	Copper	PEX	Not Replaced	2018-06-20		No		6	2018-06-22	2018-07-08												
5007031	A06_06	A06_06	728	ADELAIDE ST	Lead	Lead	PEX	Copper	2018-06-21	2018-06-21	No		ND	2018-10-11	2018-10-18												
5038919	A05_05	A05_05	2318	PITTOCK ST	Lead	Lead	PEX	Copper	2018-06-21	2018-06-21	No		13	2018-08-28	2018-09-11												
5038868	A05_05	A05_05	2350	ELDRIDGE ST	Lead	Lead	PEX	Copper	2018-06-21	2018-06-21	No		19	2018-06-21	2018-07-30												
5056386	A13_03	A13_03	81	HARWOOD ST	Lead	Lead	PEX	Copper	2018-06-21	2018-06-21	No		ND	2018-06-24	2018-07-08												
5075599	A11_01	A11_01	4065	VINCETON ST	Lead	Lead	PEX	Copper	2018-06-21	2018-06-21	No		ND	2018-06-21	2018-07-08												
5049624	A15_05 B	A15_05 B	4150	WINDSOR ST	Lead	Lead	Copper	Copper	2018-06-21	2018-06-21	No		ND	2018-06-27	2018-08-01												
5038920	A05_05	A05_05	2320	PITTOCK ST	Lead	Lead	PEX	Copper	2018-06-22	2018-06-22	No		9.6	2018-10-08	2018-10-18												
5068598	Ops		1745	COWLEY ST	Lead	Copper	Copper	Not Replaced	2018-06-22		No	Emergency	ND	2018-07-06	2018-08-23												
5042418	Ops		1853	SHAW AVE	Lead	Copper	PEX	Not Replaced	2018-06-22		No	Emergency	ND	2018-06-25	2018-07-08												
5075504	A11_01	A11_01	18	PERRYVIEW AVE	Lead	Lead	PEX	Copper	2018-06-22	2018-06-22	No		9	2018-06-25	2018-07-08												
5075558	A11_01	A11_01	15	PERRYVIEW AVE	Lead	Lead	PEX	Copper	2018-06-22	2018-06-22	No		ND	2018-06-28	2018-07-08												
5057540	A13_03	A13_03	109	HARWOOD ST	Lead	Copper	PEX	Not Replaced	2018-06-23		No		16	2018-06-24	2018-07-11												
5057548	A13_03	A13_03	91	HARWOOD ST	Lead	Lead	PEX	Copper	2018-06-23	2018-06-23	No		4	2018-06-26	2018-08-01												
5075505	A11_01	A11_01	12	PERRYVIEW AVE	Lead	Lead	PEX	Copper	2018-06-23	2018-06-23	No		ND	2018-06-28	2018-07-19												
5074324	A11_01	A11_01	4010	VINCETON ST	Lead	Lead	PEX	Copper	2018-06-23	2018-06-23	No		ND	2018-06-27	2018-07-30												
5057545	A13_03	A13_03	97	HARWOOD ST	Lead	Lead	PEX	Copper	2018-06-24	2018-06-24	No		ND	2020-02-14	2020-04-06												
5061205	A04_04	A04_04	605	SOUTHERN AVE	Lead	Lead	PEX	Not Replaced	2018-06-25		Yes		11	2018-06-30	2018-07-30												
5038921	A05_05	A05_05	2324	PITTOCK ST	Lead	Lead	PEX	Copper	2018-06-25	2018-06-25	No		13	2018-06-26	2018-07-08												
5036583	A08_08	A08_08	6517	NORTHUMBERLAND ST	Lead	Lead	PEX	Copper	2018-06-25	2018-06-25	No		7	2018-06-26	2018-08-01												
5036582	A08_08	A08_08	6519	NORTHUMBERLAND ST	Lead	Copper	PEX	Not Replaced	2018-06-25		No		ND	2018-06-28	2018-08-01												
5057541	A13_03	A13_03	105	HARWOOD ST	Lead	Lead	PEX	Copper	2018-06-25	2018-06-25	No		ND	2018-06-28	2018-07-30												
5059248	A12_02	A12_02	246	DILWORTH ST	Lead	Copper	PEX	Not Replaced	2018-06-25		No		ND	2018-06-26	2018-07-08												
5049560	A15_05 B	A15_05 B	973	LILAC ST	Lead	Lead	Copper	Copper	2018-06-25	2018-06-25	No		4	2018-08-04	2018-08-21												
5075667	A11_01	A11_01	4100	FRANKLIN RD	Lead	Lead	PEX	Not Replaced	2018-06-25		Yes		6	2018-07-10	2018-07-30												
5057530	A13_03	A13_03	106	SECANE ST	Lead	Copper	PEX	Not Replaced	2018-06-25		No		8	2018-06-27	2018-07-30												
5024779	Ops		1341	CORDOVA RD	Lead	Copper	PEX	Not Replaced	2018-06-26		No	Emergency	23	2018-06-28	2018-07-19												
5038289	A05_05	A05_05	2302	PITTOCK ST	Lead	Lead	PEX	Copper	2018-06-26	2018-06-26	No		13	2018-06-30	2018-07-19												
5057531	A13_03	A13_03	110	SECANE ST	Lead	Lead	PEX	Copper	2018-06-26	2018-06-26	No		4	2018-06-30	2018-07-30												
5049531	A15_05 B	A15_05 B	928	LILAC ST	Lead	Lead	PEX	Copper	2018-06-26	2018-06-26	No		4	2018-07-19	2018-08-03												
5042224	A08_08	A08_08	6526	NORTHUMBERLAND ST	Lead	Copper	PEX	Not Replaced	2018-06-26		No		4	2018-06-27	2018-08-01												
5056168	A13_03	A13_03	76	HARWOOD ST	Lead	Lead	PEX	Copper	2018-06-26	2018-06-26	No		14	2018-07-27	2018-08-14												
5074512	A11_01	A11_01	3907	VINCETON ST	Lead	Lead	PEX	Copper	2018-06-26	2018-06-26	No		6	2018-06-29	2018-07-19												
5075503	A11_01	A11_01	20	PERRYVIEW AVE	Lead	Lead	PEX	Copper	2018-06-26	2018-06-26	No		6	2018-06-29	2018-07-30												
5075557	A11_01	A11_01	21	PERRYVIEW AVE	Lead	Lead	PEX	Copper	2018-06-26	2018-06-26	No		9	2018-06-29	2018-07-19												
5049572	A15_05 B	A15_05 B	947	LILAC ST	Lead	Lead	Copper	Copper	2018-06-27	2018-06-27	No		5	2018-06-28	2018-07-11												
5075502	A11_01	A11_01	22	PERRYVIEW AVE	Lead	Lead	PEX	Copper	2018-06-27	2018-06-27	No		4	2018-07-09	2018-07-30												
5074516	A11_01	A11_01	3906	VINCETON ST	Lead	Lead	PEX	Copper	2018-06-27	2018-06-27	No		20	2018-07-09	2018-07-30												
5049576	A15_05 B	A15_05 B	939	LILAC ST	Lead	Lead	PEX	Copper	2018-06-28	2018-06-28	No		24	2018-06-29	2018-07-19												
5042186	A08_08	A08_08	6549	NORTHUMBERLAND ST	Lead	Lead	PEX	Copper	2018-06-28	2018-06-28	No		ND	2018-06-29	2018-07-19	5	2018-07-04	2018-07-30									
5056356	A13_03	A13_03	58	PASADENA ST	Lead	Lead	PEX	Copper	2018-06-28	2018-06-28	No		ND	2018-07-01	2018-07-30												
5056349	A13_03	A13_03	47	PASADENA ST	Lead	Lead	PEX	Copper	2018-06-28	2018-06-28	No		ND	2018-06-29	2018-07-19												
5042182	A08_08	A08_08	6531	NORTHUMBERLAND ST	Lead	Lead	PEX	Copper	2018-06-28	2018-06-28	No		ND	2018-07-12	2018-07-30												
5054760	Ops		164	S 18TH ST	Lead	Copper	PEX	Not Replaced	2018-06-29		No	Emergency	ND	2018-07-02	2018-08-09												
5059275	A12_02	A12_02	201	DILWORTH ST	Lead	Lead	PEX	Copper	2018-06-29	2018-06-29	No		ND	2018-07-01	2018-07-30												
5056358	A13_03	A13_03	54	PASADENA ST	Lead	Lead	PEX	Copper	2018-06-29	2018-06-29	No		ND	2018-07-04	2018-07-30												
5049570	A15_05 B	A15_05 B	951	LILAC ST	Lead	Copper	PEX	Not Replaced	2018-06-29		No		ND	2018-07-04	2018-07-30												
5042180	A08_08	A08_08	6535	NORTHUMBERLAND ST	Lead	Lead	PEX	Copper	2018-06-29	2018-06-29	No		4	2018-08-06	2018-08-23												
5042185	A08_08	A08_08	6537	NORTHUMBERLAND ST	Lead	Lead	PEX	Copper	2018-06-29	2018-06-29	No		ND	2018-08-03	2018-08-23												
5042184	A08_08	A08_08	6541	NORTHUMBERLAND ST	Lead	Lead	PEX	Copper	2018-07-02	2018-07-02	No		530	2018-07-03	2018-07-30												
5057607	A13_03	A13_03	82	PASADENA ST	Lead	Lead	PEX	Copper	2018-07-02	2018-07-02	No		9														

Post-Construction Replacement Sample Results (All) Report as of October 31, 2023

Location Id	Work Order Public	Work Order Private	House	Street	Site Verification Public	Site Verification Private	Replaced Material Public	Replaced Material Private	Replacement Date Public	Replacement Date Private	Is Partial	Emergency	Lab Result_p pb1	Dt Collected1	Dt Result Recfrom Lab1	Lab Result_p pb2	Dt Collected2	Dt Result Recfrom Lab2	Lab Result_p pb3	Dt Collected3	Dt Result Recfrom Lab3	Lab Result_p pb4	Dt Collected4	Dt Result Recfrom Lab4	Lab Result_p pb5	Dt Collected5	Dt Result Recfrom Lab5
5049580	A15_05_B	A15_05_B	935	LILAC ST	Lead	Copper	PEX	Not Replaced	2018-07-12		No		7	2018-07-17	2018-08-03												
5075492	A11_01	A11_01	104	PERRYVIEW AVE	Lead	Lead	PEX	Copper	2018-07-12	2018-07-12	No		ND	2018-07-18	2018-08-07												
5056400	A13_03	A13_03	52	LACLEDE ST	Lead	Lead	PEX	Copper	2018-07-12	2018-07-12	No		14	2018-07-13	2018-08-01												
5049561	A15_05_B	A15_05_B	969	LILAC ST	Lead	Lead	PEX	Copper	2018-07-13	2018-07-13	No		5	2018-07-14	2018-08-01												
5041960	A08_08	A08_08	6625	NORTHUMBERLAND ST	Lead	Lead	PEX	Copper	2018-07-13	2018-07-13	No		ND	2018-07-14	2018-08-01												
5049562	A15_05_B	A15_05_B	967	LILAC ST	Lead	Lead	PEX	Copper	2018-07-13	2018-07-13	No		18	2018-07-18	2018-08-03												
5050041	A15_05_B	A15_05_B	4155	WINDSOR ST	Lead	Lead	PEX	Copper	2018-07-16	2018-07-16	No		5	2018-07-17	2018-08-01												
5041959	A08_08	A08_08	6623	NORTHUMBERLAND ST	Lead	Lead	PEX	Copper	2018-07-16	2018-07-16	No		6	2018-08-01	2018-08-17												
5056393	A13_03	A13_03	70	LACLEDE ST	Lead	Lead	PEX	Copper	2018-07-16	2018-07-16	No		16	2018-07-19	2019-01-08												
5075460	A11_01	A11_01	201	PERRYVIEW AVE	Lead	Lead	PEX	Copper	2018-07-16	2018-07-16	No		7	2018-08-05	2018-08-21												
5020138	Ops		5238	LOTUS WAY	Lead	Copper	PEX	Not Replaced	2018-07-17		No	Emergency	ND	2018-07-19	2018-08-08												
5056392	A13_03	A13_03	74	LACLEDE ST	Lead	Lead	PEX	Copper	2018-07-17	2018-07-17	No		9	2018-07-20	2018-10-18												
5049627	A15_05_B	A15_05_B	4142	WINDSOR ST	Lead	Lead	PEX	Copper	2018-07-17	2018-07-17	No		9	2018-07-24	2018-08-07												
5042194	A08_08	A08_08	6609	NORTHUMBERLAND ST	Lead	Lead	PEX	Copper	2018-07-17	2018-07-17	No		10	2018-07-19	2019-01-08												
5056371	A13_03	A13_03	57	HABERMAN AVE	Lead	Lead	PEX	Copper	2018-07-17	2018-07-17	No		9	2018-07-18	2018-08-01												
5056370	A13_03	A13_03	55	HABERMAN AVE	Lead	Lead	PEX	Copper	2018-07-18	2018-07-18	No		6	2018-07-23	2019-01-08												
5042217	A08_08	A08_08	6556	NORTHUMBERLAND ST	Lead	Lead	PEX	Copper	2018-07-18	2018-07-18	No		18	2018-07-23	2018-08-07												
5049628	A15_05_B	A15_05_B	4138	WINDSOR ST	Lead	Lead	PEX	Copper	2018-07-18	2018-07-18	No		17	2018-07-22	2018-08-07												
5049732	A15_05_B	A15_05_B	4143	WINDSOR ST	Lead	Copper	PEX	Not Replaced	2018-07-18		No		ND	2018-07-21	2019-01-08												
5059219	A12_02	A12_02	217	CAIRO ST	Lead	Lead	PEX	Copper	2018-07-18	2018-07-18	No		2.48	2019-04-02	2019-04-16												
5042238	A08_08	A08_08	6605	DALZELL PL	Lead	Lead	PEX	Copper	2018-07-19	2018-07-19	No		10	2018-07-21	2019-01-08												
5042208	A08_08	A08_08	6634	NORTHUMBERLAND ST	Lead	Lead	PEX	Copper	2018-07-19	2018-07-19	No		ND	2018-07-20	2018-08-03												
5042207	A08_08	A08_08	6636	NORTHUMBERLAND ST	Lead	Copper	PEX	Not Replaced	2018-07-19		No		ND	2018-07-21	2019-01-08												
5075461	A11_01	A11_01	203	PERRYVIEW AVE	Lead	Lead	PEX	Copper	2018-07-19	2018-07-19	No		7	2018-07-23	2018-08-07												
5057573	A13_03	A13_03	101	HABERMAN AVE	Lead	Copper	PEX	Not Replaced	2018-07-19		No		4	2018-07-24	2018-08-07												
5058873	A12_02	A12_02	231	CAIRO ST	Lead	Copper	PEX	Not Replaced	2018-07-19		No		ND	2018-07-22	2018-08-07												
5049730	A15_05_B	A15_05_B	4137	WINDSOR ST	Lead	Lead	PEX	Copper	2018-07-20	2018-07-20	No		ND	2018-07-26	2018-08-09												
5041962	A08_08	A08_08	6637-6639	NORTHUMBERLAND ST	Lead	Lead	PEX	Copper	2018-07-20	2018-07-20	No		5	2018-07-21	2018-08-03												
5049729	A15_05_B	A15_05_B	4133	WINDSOR ST	Lead	Lead	PEX	Copper	2018-07-20	2018-07-20	No		ND	2018-07-25	2018-08-07												
5041967	A08_08	A08_08	6657	NORTHUMBERLAND ST	Lead	Lead	PEX	Copper	2018-07-20	2018-07-20	No		16	2018-07-22	2018-08-07												
5015025	Ops	BLG	426	S GRAHAM ST	Lead	Lead	Copper	Copper	2018-07-23	2018-12-21	Yes	Emergency	19	2018-07-26	2018-08-14	4.6	2018-12-29	2019-01-11									
5008637	Ops		3442	MELWOOD AVE	Lead	Copper	PEX	Not Replaced	2018-07-23		No	Emergency	ND	2018-07-28	2018-08-14												
5049735	A15_05_B	A15_05_B	4151	WINDSOR ST	Lead	Lead	PEX	Copper	2018-07-23	2018-07-23	No		ND	2018-07-25	2018-08-07												
5049728	A15_05_B	A15_05_B	4127	WINDSOR ST	Lead	Copper	PEX	Not Replaced	2018-07-23		No		52	2018-07-24	2018-08-07	25.3	2019-08-30	2019-09-04									
5042003	A08_08	A08_08	6611	RIDGEVILLE ST	Lead	Lead	PEX	Copper	2018-07-23	2018-07-23	No		99	2018-07-25	2018-08-07	6	2018-08-06	2018-08-21									
5057582	A13_03	A13_03	125	HABERMAN AVE	Lead	Lead	PEX	Copper	2018-07-23	2018-07-23	No		ND	2018-08-16	2018-08-28												
5056376	A13_03	A13_03	71	HABERMAN AVE	Lead	Copper	PEX	Not Replaced	2018-07-24		No		ND	2018-07-26	2018-08-07												
5041968	A08_08	A08_08	6659	NORTHUMBERLAND ST	Lead	Lead	PEX	Copper	2018-07-24	2018-07-24	No		4	2018-07-30	2018-08-14												
5056339	A13_03	A13_03	228	RUXTON ST	Lead	Lead	PEX	Copper	2018-07-24	2018-07-24	No		ND	2018-07-26	2018-09-04												
5041969	A08_08	A08_08	6663	NORTHUMBERLAND ST	Lead	Lead	PEX	Copper	2018-07-24	2018-07-24	No		8	2018-07-26	2018-08-07												
5056369	A13_03	A13_03	53	HABERMAN AVE	Lead	Lead	PEX	Copper	2018-07-24	2018-07-24	No		ND	2018-07-28	2018-08-14												
5049636	A15_05_B	A15_05_B	4110	WINDSOR ST	Lead	Lead	PEX	Copper	2018-07-24	2018-07-24	No		2.89	2019-03-25	2019-04-16												
5042259	A08_08	A08_08	6628	DALZELL PL	Lead	Lead	PEX	Copper	2018-07-24	2018-07-24	No		6	2018-07-26	2018-08-07												
5059235	A12_02	A12_02	136	DILWORTH ST	Lead	Lead	PEX	Copper	2018-07-25	2018-07-25	No		19	2018-07-26	2018-08-14												
5042001	A08_08	A08_08	6615 B	RIDGEVILLE ST	Lead	Copper	PEX	Not Replaced	2018-07-25		No		ND	2018-07-31	2018-08-14												
5007397	Ops	BLG	928	BRYN MAWR RD	Lead	Lead	PEX	Copper	2018-07-26	2018-12-05	Yes	Emergency	14	2018-09-24	2018-10-10	8.8	2018-12-09	2019-01-04									
5059232	A12_02	A12_02	126	DILWORTH ST	Lead	Lead	PEX	Copper	2018-07-26	2018-07-26	No		ND	2018-08-01	2018-09-04												
5049723	A15_05_B	A15_05_B	4113	WINDSOR ST	Lead	Lead	PEX	Copper	2018-07-26	2018-07-26	No		6	2018-09-18	2018-10-12												
5042197	A08_08	A08_08	6658	NORTHUMBERLAND ST	Lead	Copper	PEX	Not Replaced	2018-07-26		No		ND	2018-07-28	2018-08-14												
5075569	A11_01	A11_01	36	BASCOM AVE	Lead	Lead	PEX	Not Replaced	2018-07-26		Yes		ND	2018-08-08	2018-08-23												
5042199	A08_08	A08_08	6660	NORTHUMBERLAND ST	Lead	Copper	PEX	Not Replaced	2018-07-26		No		8	2018-07-27	2018-08-09												
5056276	A13_03	A13_03	428	RUXTON ST	Lead	Lead	PEX	Copper	2018-07-26	2018-07-26	No		12	2018-07-29	2018-08-14												
5042245	A08_08	A08_08	6631	DALZELL PL	Lead	Lead	PEX	Copper	2018-07-26	2018-07-26	No		15	2018-07-28	2018-08-14												
5059223	A12_02	A12_02	614	NATCHEZ ST	Lead	Lead	PEX	Copper	2018-07-27	2018-07-27	No		15	2018-08-04	2018-08-21												
5041970	A08_08	A08_08	6667	NORTHUMBERLAND ST	Lead	Lead	PEX	Copper	2018-07-30	2018-07-30	No		10	2018-08-01	2018-09-04												
5041971	A08_08	A08_08	6669	NORTHUMBERLAND ST	Lead	Lead	PEX	Copper	2018-07-30	2018-07-30	No		ND	2018-07-31	2018-08-14												
5075575	A11_01	A11_01	60	BASCOM AVE	Lead	Lead	PEX	Not Replaced	2018-07-30		Yes		32	2018-08-02	2018-08-17	2.48	2019-02-08	2019-02-19									
5041972	A08_08	A08_08	6673	NORTHUMBERLAND ST	Lead	Lead	PEX	Copper	2018-07-30	2018-07-30	No		5	2018-08-01	2018-08-21												
5075573	A11_01	A11_01	52	BASCOM AVE	Lead	Copper	PEX	Not Replaced	2018-07-30		No		ND	2018-07-31	2018-08-14												

Post-Construction Replacement Sample Results (All) Report as of October 31, 2023

Location Id	Work Order Public	Work Order Private	House	Street	Site Verification Public	Site Verification Private	Replaced Material Public	Replaced Material Private	Replacement Date Public	Replacement Date Private	Is Partial	Emergency	Lab Result_p pb1	Dt Collected1	Dt Result Recfrom Lab1	Lab Result_p pb2	Dt Collected2	Dt Result Recfrom Lab2	Lab Result_p pb3	Dt Collected3	Dt Result Recfrom Lab3	Lab Result_p pb4	Dt Collected4	Dt Result Recfrom Lab4	Lab Result_p pb5	Dt Collected5	Dt Result Recfrom Lab5
5042256	A08_08	A08_08	6640	DALZELL PL	Lead	Lead	PEX	Copper	2018-08-07	2018-08-07	No		36	2018-08-15	2018-08-30												
5042018	A08_08	A08_08	6639	RIDGEVILLE ST	Lead	Lead	PEX	Copper	2018-08-07	2018-08-07	No		20	2018-08-19	2018-09-06												
5018034	A07_07	A07_07	4930	HATFIELD ST	Lead	Lead	PEX	Copper	2018-08-07	2018-08-07	No		ND	2018-08-10	2018-08-23												
5055684	A13_03	A13_03	27	CRAIGHEAD ST	Lead	Lead	PEX	Not Replaced	2018-08-07		Yes		ND	2018-12-06	2018-12-17												
5055682	A13_03	A13_03	31	CRAIGHEAD ST	Lead	Lead	PEX	Not Replaced	2018-08-07		Yes		9.4	2018-10-10	2018-10-18												
5059333	A12_02	A12_02	101	DILWORTH ST	Lead	Copper	PEX	Not Replaced	2018-08-08		No		23	2018-08-10	2018-08-28												
5042015	A08_08	A08_08	6643	RIDGEVILLE ST	Lead	Lead	PEX	Copper	2018-08-08	2018-08-08	No		ND	2018-09-17	2018-10-12												
5075443	A11_01	A11_01	123	BASCOM AVE	Lead	Brass	PEX	Not Replaced	2018-08-09		No		ND	2018-08-12	2018-08-28												
5018083	A07_07	A07_07	4733	HATFIELD ST	Lead	Lead	PEX	Copper	2018-08-09	2018-08-09	No		27	2018-08-12	2018-08-28												
5075445	A11_01	A11_01	131	BASCOM AVE	Lead	Copper	PEX	Not Replaced	2018-08-09		No		ND	2018-08-10	2018-08-28												
5049714	A15_05_C	A15_05_C	4033	WINDSOR ST	Lead	Copper	PEX	Not Replaced	2018-08-09		No		13	2018-08-10	2018-08-23												
5042289	A08_08	A08_08	6605	AYLESBORO AVE	Lead	Lead	PEX	Copper	2018-08-09	2018-08-09	No		8	2018-08-14	2018-08-28												
5042013	A08_08	A08_08	6647	RIDGEVILLE ST	Lead	Lead	PEX	Copper	2018-08-09	2018-08-09	No		8	2018-08-11	2018-08-28												
5018011	Plum Way Water Relay	Plum Way Water Relay	4907	HATFIELD ST	Lead	Lead	PEX	Copper	2018-08-09	2018-08-09	No		ND	2018-08-14	2018-08-28												
5049745	A15_05_C	A15_05_C	4029	WINDSOR ST	Lead	Lead	PEX	Copper	2018-08-10	2018-08-10	No		17	2018-08-11	2018-08-28												
5018033	A07_07	A07_07	4932	HATFIELD ST	Lead	Copper	PEX	Not Replaced	2018-08-10		No		ND	2018-09-27	2018-10-18												
5042242	A08_08	A08_08	6625	DALZELL PL	Lead	Lead	PEX	Copper	2018-08-10	2018-08-10	No		ND	2018-08-13	2018-08-28												
5016472	Urgent Water	Urgent Water	258	MAIN ST	Copper	Lead	Copper	Copper	2018-08-13	2018-08-13	No	Emergency	ND	2018-08-29	2018-09-11												
5018152	A07_07	A07_07	4738	HATFIELD ST	Lead	Copper	PEX	Not Replaced	2018-08-13		No		6	2018-08-16	2018-08-30												
5017998	A07_07	A07_07	180	49TH ST	Lead	Copper	PEX	Not Replaced	2018-08-13		No		ND	2018-08-16	2018-08-30												
5017997	A07_07	A07_07	178	49TH ST	Lead	Lead	PEX	Copper	2018-08-13	2018-08-13	No		ND	2018-08-14	2018-08-28												
5018153	A07_07	A07_07	4740	HATFIELD ST	Lead	Copper	PEX	Not Replaced	2018-08-13		No		4	2018-08-21	2018-09-04												
5042011	A08_08	A08_08	6649	RIDGEVILLE ST	Lead	Lead	PEX	Copper	2018-08-13	2018-08-13	No		7	2018-08-14	2018-08-28												
5018045	A07_07	A07_07	4904	HATFIELD ST	Lead	PEX	PEX	Not Replaced	2018-08-13		No		ND	2018-08-16	2018-08-28												
5075570	A11_01	A11_01	40	BASCOM AVE	Lead	Lead	PEX	Copper	2018-08-13	2018-08-13	No		ND	2018-08-15	2018-08-28												
5049711	A15_05_C	A15_05_C	4034	WINDSOR ST	Lead	Lead	PEX	Copper	2018-08-14	2018-08-14	No		ND	2018-11-28	2018-12-05												
5042293	A08_08	A08_08	6615	AYLESBORO AVE	Lead	Lead	PEX	Copper	2018-08-14	2018-08-14	No		7	2018-08-15	2018-08-28												
5049747	A15_05_C	A15_05_C	4023	WINDSOR ST	Lead	Lead	PEX	Copper	2018-08-14	2018-08-14	No		6	2018-08-15	2018-08-28												
5018016	A07_07	A07_07	4912	HATFIELD ST	Lead	Copper	PEX	Not Replaced	2018-08-14		No		1220	2018-08-17	2018-09-11												
5042029	A08_08	A08_08	6659	RIDGEVILLE ST	Lead	Lead	PEX	Copper	2018-08-15	2018-08-15	No		10	2018-08-16	2018-08-30												
5018042	A07_07	A07_07	4914	HATFIELD ST	Lead	Copper	PEX	Not Replaced	2018-08-15		No		4	2018-08-16	2018-09-04												
5018092	A07_07	A07_07	4713	HATFIELD ST	Lead	Lead	PEX	Copper	2018-08-15	2018-08-15	No		24	2018-08-17	2018-09-04												
5018039	A07_07	A07_07	4920	HATFIELD ST	Lead	Copper	PEX	Not Replaced	2018-08-15		No		ND	2018-08-16	2018-08-30												
5042248	A08_08	A08_08	6641	DALZELL PL	Lead	Lead	PEX	Copper	2018-08-15	2018-08-15	No		5	2018-08-18	2018-09-04	ND	2019-02-25	2019-03-12									
5018090	A07_07	A07_07	4717	HATFIELD ST	Lead	Copper	PEX	Not Replaced	2018-08-15		No		4	2018-08-15	2018-08-28												
5074457	Ops		3852	BAYTREE ST	Lead	Non-Lead	PEX	Not Replaced	2018-08-16		No	Emergency	ND	2018-10-12	2018-10-31												
5049712	A15_05_C	A15_05_C	4038	WINDSOR ST	Lead	Lead	PEX	Copper	2018-08-16	2018-08-16	No		12	2018-08-18	2018-09-04												
5035190	Ops	BLG_01	1126	MURRAYHILL AVE	Lead	Lead	PEX	Copper	2018-08-17	2019-04-17	Yes	Emergency	7.59	2019-02-03	2019-03-28	6.31	2019-04-28	2019-05-07									
5060217	Ops		227	SEWARD ST	Lead	Copper	PEX	Not Replaced	2018-08-17		No	Emergency	ND	2018-08-25	2018-09-11												
5042295	A08_08	A08_08	6625	AYLESBORO AVE	Lead	Lead	PEX	Copper	2018-08-17	2018-08-17	No		5	2018-08-21	2018-09-04												
5049428	A15_05_C	A15_05_C	1041	MIRROR ST	Lead	Lead	PEX	Copper	2018-08-17	2018-08-17	No		6	2018-08-19	2018-09-04												
5049430	A15_05_C	A15_05_C	1045	MIRROR ST	Lead	Lead	PEX	Not Replaced	2018-08-17		Yes		18.6	2018-11-12	2018-11-27	ND	2019-01-23	2019-02-04									
5042033	A08_08	A08_08	6675	RIDGEVILLE ST	Lead	Lead	PEX	Copper	2018-08-17	2018-08-17	No		ND	2018-08-23	2018-09-11												
5006645	Ops	BLG	3342	RIDGEWAY ST	Lead	Lead	PEX	Copper	2018-08-19	2019-02-25	Yes	Emergency	30	2018-08-26	2018-09-13												
5049708	A15_05_C	A15_05_C	4026	WINDSOR ST	Lead	Lead	PEX	Copper	2018-08-20	2018-08-20	No		ND	2019-06-01	2019-06-25												
5042249	A08_08	A08_08	6643	DALZELL PL	Lead	Lead	PEX	Copper	2018-08-20	2018-08-20	No		32	2018-08-21	2018-09-04												
5049707	A15_05_C	A15_05_C	4024	WINDSOR ST	Lead	Lead	PEX	Copper	2018-08-20	2018-08-20	No		ND	2018-09-21	2018-10-08												
5018188	A07_07	A07_07	4635	PLUMMER ST	Lead	Lead	PEX	Copper	2018-08-20	2018-08-20	No		ND	2018-08-22	2018-09-04												
5042032	A08_08	A08_08	6671	RIDGEVILLE ST	Lead	Lead	PEX	Copper	2018-08-20	2018-08-20	No		8	2018-08-27	2018-09-11												
5018081	A07_07	A07_07	4737	HATFIELD ST	Lead	Copper	PEX	Not Replaced	2018-08-20		No		ND	2020-06-10	2020-06-22												
5075632	A11_01	A11_01	4040	PERRYVILLE AVE	Lead	Lead	PEX	Copper	2018-08-20	2018-08-20	No		ND	2018-08-30	2018-09-13												
5042235	A08_08	A08_08	6551	DALZELL PL	Lead	Lead	PEX	Copper	2018-08-21	2018-08-21	No		8	2018-08-22	2018-09-11												
5042031	A08_08	A08_08	6667	RIDGEVILLE ST	Lead	Lead	PEX	Copper	2018-08-21	2018-08-21	No		4	2018-08-23	2018-09-11												
5042299	A08_08	A08_08	6659-6663	AYLESBORO AVE	Lead	Copper	PEX	Not Replaced	2018-08-21		No		4	2018-08-25	2018-09-11												
5075633	A11_01	A11_01	4042	PERRYVILLE AVE	Lead	Copper	PEX	Not Replaced	2018-08-21		No		ND	2018-08-31	2018-09-13												
5041956	A08_08	A08_08	1457	BARNESDALE ST	Lead	Lead	PEX	Copper	2018-08-22	2018-08-22	No		6	2018-08-22	2018-09-11	ND	2018-08-23	2018-09-11									
5018186	A07_07	A07_07	4639	PLUMMER ST	Lead	Lead	PEX	Copper	2018-08-22	2018-08-22	No		4	2018-08-27	2018-09-11												
5049706	A15_05_C	A15_05_C	1048	MIRROR ST	Lead	Lead	PEX	Copper	2018-08-22	2018-08-23	No		15	2018-08-25	2018-09-11												
5042297	A08_08	A08_08	6633	AYLESBORO AVE	Lead	Lead	PEX	Copper	2018-08-22	2018-08-22	No		8	2018-08-24	2018-09-11												
5018180	A07_07	A07_07	16																								

Post-Construction Replacement Sample Results (All) Report as of October 31, 2023

Location Id	Work Order Public	Work Order Private	House	Street	Site Verification Public	Site Verification Private	Replaced Material Public	Replaced Material Private	Replacement Date Public	Replacement Date Private	Is Partial	Emergency	Lab Result_p pb1	Dt Collected1	Dt Result Recfrom Lab1	Lab Result_p pb2	Dt Collected2	Dt Result Recfrom Lab2	Lab Result_p pb3	Dt Collected3	Dt Result Recfrom Lab3	Lab Result_p pb4	Dt Collected4	Dt Result Recfrom Lab4	Lab Result_p pb5	Dt Collected5	Dt Result Recfrom Lab5
5050999	A14_03	A14_03	2407	SARAH ST	Lead	Copper	PEX	Not Replaced	2018-10-23		No		7.1	2018-10-25	2018-11-27												
5011918	A18_08	A18_08	701	MARYLAND AVE	Lead	Lead	PEX	Copper	2018-10-23	2018-10-23	No		3	2018-10-29	2018-11-08												
5011896	A18_08	A18_08	708	MARYLAND AVE	Lead	Lead	PEX	Copper	2018-10-24	2018-10-24	No		15.6	2018-10-26	2018-11-08	3.05	2019-03-17	2019-03-26									
5050777	A14_03	A14_03	2213	SARAH ST	Lead	Copper	PEX	Not Replaced	2018-10-24		No		4.8	2018-10-25	2018-11-13												
5011969	A18_08	A18_08	5822	WALNUT ST	Lead	Copper	PEX	Not Replaced	2018-10-24		No		4.1	2018-11-26	2018-12-05												
5122238	A10_M	A10_M	609	FREMONT STREET	Lead	Copper	PEX	Not Replaced	2018-10-24		No		ND	2018-10-26	2019-01-08												
5051013	A14_03	A14_03	2416	CAREY WAY	Lead	Copper	PEX	Not Replaced	2018-10-24		No		33.6	2018-11-30	2018-12-10												
5056912	Ops	BLG	921	MANTON WAY	Lead	Lead	PEX	Copper	2018-10-25	2019-02-18	Yes	Emergency	ND	2018-12-21	2019-01-11												
5051015	A14_03	A14_03	2418	CAREY WAY	Lead	Copper	PEX	Not Replaced	2018-10-25		No		3.5	2018-11-04	2018-11-27												
5011951	A18_08	A18_08	5823	ELMER ST	Lead	Lead	PEX	Copper	2018-10-25	2018-10-25	No		ND	2018-11-03	2018-11-27												
5051018	A14_03	A14_03	2424	CAREY WAY	Lead	Lead	PEX	Copper	2018-10-25	2018-10-25	No		ND	2018-10-26	2019-01-08												
5011970	A18_08	A18_08	5834	WALNUT ST	Lead	Lead	PEX	Copper	2018-10-25	2018-10-25	No		8	2018-10-29	2019-01-14												
5011898	A18_08	A18_08	716	MARYLAND AVE	Lead	Lead	PEX	Copper	2018-10-25	2018-10-25	No		10	2018-11-02	2019-01-14												
5049436	A15_05_A	A15_05_A	1024	MIRROR ST	Lead	Copper	PEX	Not Replaced	2018-10-25		No		18	2018-10-31	2019-01-08												
5050774	A14_03	A14_03	2207	SARAH ST	Lead	Copper	PEX	Not Replaced	2018-10-25		No		4.9	2018-11-19	2019-01-02												
5011921	A18_08	A18_08	5821	ELMER ST	Lead	Lead	PEX	Not Replaced	2018-10-26		Yes		11.8	2018-12-11	2018-12-17												
5022128	A17_07	A17_07	1100	MORNINGSIDE AVE	Lead	Lead	PEX	Copper	2018-10-30	2018-10-30	No		3.1	2018-10-30	2018-11-09	ND	2018-11-05	2018-11-27									
5012513	A18_08	A18_08	5806	WALNUT ST	Lead	Lead	PEX	Copper	2018-10-31	2018-10-31	No		3.9	2018-11-02	2018-11-27												
5012360	A18_08	A18_08	820	MARYLAND AVE	Lead	Lead	PEX	Copper	2018-10-31	2018-10-31	No		ND	2018-11-01	2019-01-14												
5011875	A18_08	A18_08	5743	ELMER ST	Lead	Copper	PEX	Not Replaced	2018-10-31		No		ND	2018-11-16	2018-12-05												
5011922	A18_08	A18_08	5819	ELMER ST	Lead	Lead	PEX	Copper	2018-11-01	2018-11-01	No		ND	2018-12-08	2018-12-17												
5022132	A17_07	A17_07	1110	MORNINGSIDE AVE	Lead	Lead	PEX	Copper	2018-11-01	2018-11-01	No		1.4	2018-11-04	2018-11-27												
5022133	A17_07	A17_07	1112	MORNINGSIDE AVE	Lead	Lead	PEX	Copper	2018-11-01	2018-11-01	No		ND	2018-12-21	2019-01-07												
5022139	A17_07	A17_07	1136	MORNINGSIDE AVE	Lead	Lead	PEX	Copper	2018-11-02	2018-11-02	No		1.9	2018-11-05	2018-11-27												
5078289	Ops	BLG	3400	MASSACHUSETTS AVE	Lead	Lead	PEX	Copper	2018-11-03	2019-03-01	Yes	Emergency	3.43	2019-03-03	2019-03-12												
5034879	Ops		5387	NORTHUMBERLAND ST	Lead	Copper	PEX	Not Replaced	2018-11-03		No		1.1	2018-11-11	2018-11-27												
5022134	A17_07	A17_07	1116	MORNINGSIDE AVE	Lead	Lead	PEX	Copper	2018-11-05	2018-11-05	No		1.3	2018-11-08	2018-11-27												
5012526	A18_08	A18_08	5833	HOWE ST	Lead	Lead	PEX	Copper	2018-11-05	2018-11-05	No		5.8	2018-11-06	2018-11-27												
5012508	A18_08	A18_08	5747	KENTUCKY AVE	Lead	Copper	PEX	Not Replaced	2018-11-05		No		2.28	2019-03-15	2019-04-10												
5070978	A16_06	A16_06	1402	MONTEREY ST	Lead	Lead	Copper	Copper	2018-11-05	2018-11-05	No		ND	2019-01-02	2019-01-11												
5012420	A18_08	A18_08	5731	KENTUCKY AVE	Lead	Copper	PEX	Not Replaced	2018-11-05		No		5.1	2018-12-20	2019-01-07												
5022147	A17_07	A17_07	1166	MORNINGSIDE AVE	Lead	Lead	PEX	Copper	2018-11-06	2018-11-06	No		1.3	2018-11-13	2018-11-27												
5022146	A17_07	A17_07	1162	MORNINGSIDE AVE	Lead	Lead	PEX	Copper	2018-11-06	2018-11-06	No		1	2018-11-07	2018-11-27												
5012523	A18_08	A18_08	5809	HOWE ST	Lead	Lead	PEX	Copper	2018-11-06	2018-11-06	No		ND	2018-11-16	2018-12-05												
5070979	A16_06	A16_06	1404	MONTEREY ST	Lead	Lead	Copper	Copper	2018-11-06	2018-11-06	No		ND	2018-11-15	2018-11-27												
5022148	A17_07	A17_07	1170	MORNINGSIDE AVE	Lead	Lead	PEX	Copper	2018-11-06	2018-11-06	No		3	2018-11-06	2018-11-27	ND	2018-11-27	2018-12-05									
5012458	A18_08	A18_08	5816	KENTUCKY AVE	Lead	Copper	PEX	Not Replaced	2018-11-06		No		4.7	2018-11-10	2018-11-27												
5022145	A17_07	A17_07	1158	MORNINGSIDE AVE	Lead	Lead	PEX	Copper	2018-11-06	2018-11-06	No		ND	2018-11-10	2018-11-27												
5022138	A17_07	A17_07	1132	MORNINGSIDE AVE	Lead	Lead	PEX	Copper	2018-11-06	2018-11-06	No		1.3	2018-11-07	2018-11-27												
5070949	A16_06	A16_06	1500	MONTEREY ST	Lead	Lead	Copper	Copper	2018-11-06	2018-11-06	No		ND	2018-12-23	2019-01-07												
5022137	A17_07	A17_07	1128	MORNINGSIDE AVE	Lead	Lead	PEX	Copper	2018-11-07	2018-11-07	No		3.8	2018-11-13	2018-11-27												
5012525	A18_08	A18_08	5819	HOWE ST	Lead	Lead	PEX	Copper	2018-11-07	2018-11-07	No		5.5	2018-11-08	2018-11-27												
5028749	A09_09	A09_09	6435	DEAN ST	Lead	Lead	PEX	Copper	2018-11-07	2018-11-07	No		ND	2018-11-19	2018-12-05	ND	2018-11-19	2019-01-08									
5022111	A17_07	A17_07	1153	MORNINGSIDE AVE	Lead	Lead	PEX	Copper	2018-11-07	2018-11-07	No		3	2018-11-12	2018-11-27												
5012419	A18_08	A18_08	5729	KENTUCKY AVE	Lead	Lead	PEX	Copper	2018-11-07	2018-11-07	No		8.7	2018-11-08	2018-11-27												
5028740	A09_09	A09_09	6415	DEAN ST	Lead	Lead	PEX	Copper	2018-11-07	2018-11-07	No		2.7	2018-11-08	2018-11-27												
5022118	A17_07	A17_07	1115	MORNINGSIDE AVE	Lead	Lead	PEX	Copper	2018-11-08	2018-11-08	No		ND	2018-11-10	2018-11-27												
5012493	A18_08	A18_08	5818	HOWE ST	Lead	Lead	PEX	Copper	2018-11-08	2018-11-08	No		6.4	2018-11-09	2018-11-27												
5012451	A18_08	A18_08	5756	KENTUCKY AVE	Lead	Lead	Copper	Copper	2018-11-08	2018-11-08	No		2.3	2018-11-09	2018-11-27												
5022119	A17_07	A17_07	1111	MORNINGSIDE AVE	Lead	Lead	PEX	Copper	2018-11-08	2018-11-08	No		3.51	2019-01-30	2019-03-19												
5011590	Ops		357	LEHIGH AVE	Lead	Copper	PEX	Not Replaced	2018-11-09		No	Emergency	ND	2019-06-11	2019-06-25												
5021974	A17_07	A17_07	1208	MORNINGSIDE AVE	Lead	Lead	PEX	Copper	2018-11-09	2018-11-09	No		4.5	2018-11-15	2018-11-27												
5021963	A17_07	A17_07	1252	MORNINGSIDE AVE	Lead	Lead	PEX	Copper	2018-11-09	2018-11-09	No		4.5	2018-11-11	2018-11-27												
5022109	A17_07	A17_07	1161	MORNINGSIDE AVE	Lead	Lead	PEX	Copper	2018-11-10	2018-11-10	No		25.2	2018-11-13	2018-11-27	3.25	2019-02-04	2019-02-12									
5021961	A17_07	A17_07	1258	MORNINGSIDE AVE	Lead	Lead	PEX	Copper	2018-11-12	2018-11-12	No		1.3	2018-11-15	2018-11-27												
5021931	A17_07	A17_07	1213	MORNINGSIDE AVE	Lead	Copper	PEX	Not Replaced	2018-11-12		No		67	2018-11-14	2018-12-05	6.25	2019-03-06	2019-03-12									
5012415	A18_08	A18_08	5721	KENTUCKY AVE	Lead	Copper	PEX	Not Replaced	2018-11-12		No		ND	2018-12-11	2018-12-17												
5021970	A17_07	A17_07	1220	MORNINGSIDE AVE	Lead	Lead	PEX	Copper	2018-11-12	2018-11-12	No		ND	2019-01-17	2019-01-28												
5021969	A17_07	A17_07	1222	MORNINGSIDE AVE	Lead	Lead	PEX	Copper	2018-11-12	2018-11-12	No		ND	2018-11-17	2018-12-05												
5021942	A17_07	A17_07	1255	MORNINGSIDE AVE	Lead	Copper	PEX	Not Replaced	2018-11-12		No		ND	2018-11-14	2018-11-27</												

Post-Construction Replacement Sample Results (All) Report as of October 31, 2023

Location Id	Work Order Public	Work Order Private	House	Street	Site Verification Public	Site Verification Private	Replaced Material Public	Replaced Material Private	Replacement Date Public	Replacement Date Private	Is Partial	Emergency	Lab Result_p pb1	Dt Collected1	Dt Result Recfrom Lab1	Lab Result_p pb2	Dt Collected2	Dt Result Recfrom Lab2	Lab Result_p pb3	Dt Collected3	Dt Result Recfrom Lab3	Lab Result_p pb4	Dt Collected4	Dt Result Recfrom Lab4	Lab Result_p pb5	Dt Collected5	Dt Result Recfrom Lab5
5024285	A17_07	A17_07	1436	MORNINGSIDE AVE	Lead	Lead	PEX	Copper	2018-11-16	2018-11-16	No		ND	2018-11-20	2018-12-05												
5012425	A18_08	A18_08	5741	KENTUCKY AVE	Lead	Lead	PEX	Copper	2018-11-16	2018-11-23	Yes		6.9	2018-11-23	2018-12-10												
5012406	A18_08	A18_08	901	S NEGLEY AVE	Lead	Lead	PEX	Copper	2018-11-16	2018-11-16	No		ND	2018-11-27	2018-12-05												
5021955	A17_07	A17_07	1414	MORNINGSIDE AVE	Lead	Lead	PEX	Copper	2018-11-16	2018-11-16	No		ND	2018-11-19	2018-12-05												
5012397	A18_08	A18_08	5734-5736	HOWE ST	Lead	Lead	PEX	Copper	2018-11-16	2018-11-16	No		ND	2018-11-17	2018-12-05												
5072550	Ops	BLG	309	ELSDON ST	Lead	Lead	PEX	Copper	2018-11-17	2019-03-07	Yes	Emergency	99.9	2019-02-26	2019-03-04												
5021954	A17_07	A17_07	1418	MORNINGSIDE AVE	Lead	Lead	PEX	Copper	2018-11-19	2018-11-19	No		ND	2018-11-22	2018-12-05												
5021943	A17_07	A17_07	1257	MORNINGSIDE AVE	Lead	Copper	PEX	Not Replaced	2018-11-19		No		70	2018-11-25	2018-12-05	ND	2019-03-25	2019-04-01									
5021945	A17_07	A17_07	1401	MORNINGSIDE AVE	Lead	Copper	PEX	Not Replaced	2018-11-19		No		ND	2018-11-24	2018-12-05												
5021953	A17_07	A17_07	1422	MORNINGSIDE AVE	Lead	Copper	PEX	Not Replaced	2018-11-19		No		ND	2018-11-23	2018-12-05												
5070504	A16_06	A16_06	708	ARMANDALE ST	Lead	Lead	Copper	Copper	2018-11-19	2018-11-19	No		ND	2018-11-27	2018-12-05												
5029209	A09_09	A09_09	1118.5	PAULSON AVE	Lead	Lead	PEX	Copper	2018-11-19	2018-11-19	No		12.4	2018-11-20	2018-12-05												
5046499	Ops		4311	GLADSTONE ST	Lead	PEX	PEX	Not Replaced	2018-11-20		No	Emergency	4.4	2018-12-10	2019-01-04												
5012407	A18_08	A18_08	907	S NEGLEY AVE	Lead	Lead	PEX	Copper	2018-11-20	2018-11-20	No		5.08	2019-11-17	2019-12-03												
5024283	A17_07	A17_07	1444	MORNINGSIDE AVE	Lead	Lead	PEX	Copper	2018-11-20	2018-11-20	No		ND	2018-11-23	2018-12-05												
5024298	A17_07	A17_07	1443	MORNINGSIDE AVE	Lead	Lead	PEX	Copper	2018-11-20	2018-11-20	No		ND	2018-11-21	2018-12-05												
5024301	A17_07	A17_07	1609	MORNINGSIDE AVE	Lead	Copper	PEX	Not Replaced	2018-11-20		No		ND	2018-12-30	2019-01-11												
5070445	A16_06	A16_06	517	ARMANDALE ST	Lead	Lead	Copper	Copper	2018-11-20	2018-11-20	No		11	2018-11-20	2019-03-28												
5028805	A09_09	A09_09	6425	APPLE AVE	Lead	Copper	PEX	Not Replaced	2018-11-20		No		ND	2018-11-23	2018-12-05												
5061059	Ops	BLG 01	165	OLYMPIA ST	Lead	Lead	PEX	Copper	2018-11-21	2019-08-19	Yes	Emergency	2.49	2019-09-02	2019-09-09												
5021950	A17_07	A17_07	1413	MORNINGSIDE AVE	Lead	Copper	PEX	Not Replaced	2018-11-21		No		59	2018-11-28	2018-12-05	5.73	2019-02-15	2019-02-27									
5070384	A16_06	A16_06	522	ARMANDALE ST	Lead	Lead	Copper	Copper	2018-11-21	2018-11-21	No		ND	2018-11-25	2018-12-05												
5021948	A17_07	A17_07	1407	MORNINGSIDE AVE	Lead	Copper	PEX	Not Replaced	2018-11-21		No		ND	2019-01-07	2019-01-11												
5070385	A16_06	A16_06	524	ARMANDALE ST	Lead	Copper	Copper	Not Replaced	2018-11-21		No		ND	2018-12-21	2019-01-07												
5024295	A17_07	A17_07	1435	MORNINGSIDE AVE	Lead	Copper	PEX	Not Replaced	2018-11-23		No		ND	2018-11-26	2018-12-05												
5012345	A18_08	A18_08	727	S NEGLEY AVE	Lead	Lead	PEX	Copper	2018-11-23	2018-11-23	No		28.4	2018-11-29	2018-12-05	4.56	2019-03-09	2019-03-19									
5024289	A17_07	A17_07	1424	MORNINGSIDE AVE	Lead	Lead	PEX	Copper	2018-11-23	2018-11-23	No		ND	2018-12-17	2019-01-04												
5037464	Ops	BLG	5465	BARTLETT ST	Lead	Lead	PEX	Copper	2018-11-24	2019-02-07	Yes	Emergency	9.6	2019-01-07	2019-01-11	4.62	2019-02-11	2019-02-19									
5024293	A17_07	A17_07	1429	MORNINGSIDE AVE	Lead	Lead	PEX	Copper	2018-11-26	2018-11-26	No		ND	2018-12-30	2019-01-11												
5025632	Ops	BLG	5517	AVONDALE PL	Lead	Lead	PEX	Copper	2018-11-27	2019-02-22	Yes	Emergency	1310	2019-01-22	2019-02-04	1.51	2019-03-01	2019-05-01									
5024272	A17_07	A17_07	1630	MORNINGSIDE AVE	Lead	Lead	PEX	Copper	2018-11-27	2018-11-27	No		4.1	2018-11-28	2018-12-05												
5024279	A17_07	A17_07	1608	MORNINGSIDE AVE	Lead	Lead	PEX	Copper	2018-11-27	2018-11-27	No		5.2	2018-12-03	2018-12-17												
5024305	A17_07	A17_07	1619	MORNINGSIDE AVE	Lead	Lead	PEX	Copper	2018-11-27	2018-11-27	No		ND	2018-11-28	2018-12-05												
5024277	A17_07	A17_07	1616	MORNINGSIDE AVE	Lead	Lead	PEX	Copper	2018-11-27	2018-11-27	No		6.7	2018-11-28	2018-12-05												
5024304	A17_07	A17_07	1615	MORNINGSIDE AVE	Lead	Lead	PEX	Copper	2018-11-28	2018-11-28	No		ND	2018-12-30	2019-01-11												
5024306	A17_07	A17_07	1623	MORNINGSIDE AVE	Lead	PEX	PEX	Not Replaced	2018-11-29		No		ND	2018-12-10	2018-12-17												
5028763	A09_09	A09_09	1155	PAULSON AVE	Lead	Lead	PEX	Copper	2018-11-29	2018-11-29	No		28.8	2018-12-01	2018-12-10	ND	2019-02-23	2019-03-04									
5011804	A18_08	A18_08	634	S NEGLEY AVE	Lead	Copper	PEX	Not Replaced	2018-11-30		No		ND	2018-12-03	2018-12-10												
5070397	A16_06	A16_06	612	ARMANDALE ST	Lead	Copper	Copper	Not Replaced	2018-11-30		No		ND	2018-12-01	2018-12-17												
5024315	A17_07	A17_07	1649	MORNINGSIDE AVE	Lead	Lead	PEX	Copper	2018-11-30	2018-11-30	No		ND	2018-12-20	2019-01-07												
5024313	A17_07	A17_07	1641	MORNINGSIDE AVE	Lead	Lead	PEX	Copper	2018-11-30	2018-11-30	No		ND	2018-12-04	2018-12-17												
5029247	A09_09	A09_09	6526	DEARY ST	Lead	Lead	PEX	Copper	2018-11-30	2018-11-30	No		12	2018-12-06	2018-12-17												
5021216	Ops	BLG	5310	CAMELIA ST	Lead	Lead	PEX	Not Replaced	2018-12-03		Yes	Emergency	ND	2018-12-04	2018-12-17												
5023875	A17_07	A17_07	1685	MORNINGSIDE AVE	Lead	Lead	PEX	Copper	2018-12-03	2018-12-03	No		ND	2018-12-05	2018-12-17												
5070439	A16_06	A16_06	522	ALPINE AVE	Lead	Copper	Copper	Not Replaced	2018-12-03		No		ND	2018-12-05	2018-12-17												
5029230	A09_09	A09_09	6545	DEARY ST	Lead	Lead	PEX	Copper	2018-12-03	2018-12-03	No		5.4	2018-12-04	2018-12-17												
5011801	A18_08	A18_08	628	S NEGLEY AVE	Lead	Lead	PEX	Copper	2018-12-03	2018-12-03	No		ND	2018-12-15	2019-01-04												
5023874	A17_07	A17_07	1683	MORNINGSIDE AVE	Lead	Lead	PEX	Copper	2018-12-03	2018-12-03	No		ND	2018-12-04	2018-12-17												
5023943	A17_07	A17_07	1730	MORNINGSIDE AVE	Lead	Lead	PEX	Copper	2018-12-03	2018-12-03	No		5	2018-12-05	2019-03-28												
5023934	A17_07	A17_07	1712	MORNINGSIDE AVE	Lead	Lead	PEX	Copper	2018-12-03	2018-12-03	No		60	2018-12-07	2018-12-17	4.71	2019-04-05	2019-04-16									
5023942	A17_07	A17_07	1728	MORNINGSIDE AVE	Lead	Lead	PEX	Copper	2018-12-04	2018-12-04	No		ND	2018-12-04	2018-12-17												
5011820	A18_08	A18_08	629	S NEGLEY AVE	Lead	Lead	PEX	Copper	2018-12-04	2018-12-04	No		12.6	2018-12-05	2018-12-17												
5029199	A09_09	A09_09	6530	APPLE AVE	Lead	Copper	Copper	Not Replaced	2018-12-04		No		7.3	2018-12-04	2018-12-17												
5023935	A17_07	A17_07	1710	MORNINGSIDE AVE	Lead	Lead	PEX	Copper	2018-12-05	2018-12-05	No		ND	2018-12-05	2018-12-17												
5070655	A16_06	A16_06	221	ALPINE AVE	Lead	Copper	Copper	Not Replaced	2018-12-05		No		ND	2018-12-13	2019-01-04												
5021962	A17_07	A17_07	1254	MORNINGSIDE AVE	Lead	Lead	PEX	Not Replaced	2018-12-05		Yes		20.8	2018-12-07	2018-12-17	3.95	2019-05-24	2019-06-04									
5029244	A09_09	A09_09	6534	DEARY ST	Lead	Lead	PEX	Copper	2018-12-05	2018-12-05	No		5.4	2018-12-09	2018-12-17												
5060430	Ops	BLG 01	331	CLARENCE ST	Lead	Lead	PEX	Copper	2018-12-06	2019-04-26	Yes	Emergency	5	2018-12-12	2019-01-04	ND	2019-05-12	2019-05-21									
5011569	Ops		5978	ALDER ST	Lead																						

Post-Construction Replacement Sample Results (All) Report as of October 31, 2023

Location Id	Work Order Public	Work Order Private	House	Street	Site Verification Public	Site Verification Private	Replaced Material Public	Replaced Material Private	Replacement Date Public	Replacement Date Private	Is Partial	Emergency	Lab Result_p pb1	Dt Collected1	Dt Result Recrform Lab1	Lab Result_p pb2	Dt Collected2	Dt Result Recrform Lab2	Lab Result_p pb3	Dt Collected3	Dt Result Recrform Lab3	Lab Result_p pb4	Dt Collected4	Dt Result Recrform Lab4	Lab Result_p pb5	Dt Collected5	Dt Result Recrform Lab5
5071077	A16_06	A16_06	1404	ARCH ST	Lead	Copper	Copper	Not Replaced	2018-12-13		No		7.8	2018-12-14	2019-01-04												
5023908	A17_07	A17_07	1807	MORNINGSIDE AVE	Lead	Lead	PEX	Copper	2018-12-14	2018-12-14	No		5.9	2018-12-15	2019-01-04												
5023528	A17_07	A17_07	1824	DUFFIELD ST	Lead	Lead	PEX	Copper	2018-12-14	2018-12-14	No		24.8	2018-12-21	2019-01-07	12.6	2019-03-20	2019-03-26									
5070595	A16_06	A16_06	110	CARRINGTON ST	Lead	Copper	Copper	Not Replaced	2018-12-14		No		6.1	2018-12-19	2019-01-07												
5023498	A17_07	A17_07	1853	MORNINGSIDE AVE	Lead	Lead	PEX	Not Replaced	2018-12-15		Yes		1.7	2018-12-18	2019-03-28												
5023527	A17_07	A17_07	1820	DUFFIELD ST	Lead	Lead	PEX	Copper	2018-12-17	2018-12-17	No		26.4	2018-12-18	2019-01-07	421	2019-04-02	2019-04-10	34	2019-04-29	2019-05-07						
5023547	A17_07	A17_07	1832	MORNINGSIDE AVE	Lead	Lead	PEX	Copper	2018-12-17	2018-12-17	No		ND	2018-12-19	2019-01-07												
5070668	A16_06	A16_06	318	JACKSONIA ST	Lead	Copper	Copper	Not Replaced	2018-12-17		No		ND	2019-01-13	2019-01-28												
5058995	A12_02_A	A12_02_A	8	NORTON ST	Lead	Lead	PEX	Copper	2018-12-18	2018-12-18	No		5.9	2018-12-20	2019-01-07												
5069029	CEP	CEP	2104	STRAUBS LN	Lead	Lead	PEX	Copper	2018-12-18	2018-12-18	No		ND	2018-12-19	2019-01-07												
5023543	A17_07	A17_07	1813	MORNINGSIDE AVE	Lead	Lead	PEX	Copper	2018-12-18	2018-12-18	No		16.2	2018-12-21	2019-01-07	4.51	2019-04-19	2019-04-24									
5070639	A16_06	A16_06	1525	SATURN WAY	Lead	Lead	Copper	Copper	2018-12-18	2018-12-18	No		ND	2019-01-03	2019-01-11												
5063350	Ops		405	LORENZ AVE	Lead	Copper	PEX	Not Replaced	2018-12-19		No	Emergency	ND	2018-12-21	2019-01-07												
5023938	A17_07	A17_07	1720	MORNINGSIDE AVE	Lead	Lead	PEX	Not Replaced	2018-12-19		Yes		90.4	2019-03-07	2019-03-19												
5058626	A12_02_A	A12_02_A	122	PROSPECT ST	Lead	Lead	PEX	Copper	2018-12-19	2018-12-19	No		9.5	2018-12-19	2019-01-07												
5058960	A12_02_A	A12_02_A	32	NORTON ST	Lead	Lead	PEX	Copper	2018-12-19	2018-12-19	No		9.6	2018-12-21	2019-01-07												
5023554	A17_07	A17_07	1850	MORNINGSIDE AVE	Lead	Lead	PEX	Copper	2018-12-19	2018-12-19	No		1.73	2019-01-13	2019-03-28												
5058967	A12_02_A	A12_02_A	35	NORTON ST	Lead	Copper	PEX	Not Replaced	2018-12-19		No		ND	2018-12-19	2019-01-07												
5070640	A16_06	A16_06	402	ALPINE AVE	Lead	Lead	Copper	Copper	2018-12-19	2018-12-19	No		ND	2018-12-20	2019-01-07												
5070706	A16_06	A16_06	26	JACKSONIA ST	Lead	Lead	Copper	Copper	2018-12-21	2018-12-21	No		250	2018-12-27	2019-03-28												
5024322	A17_07	A17_07	1640	DUFFIELD ST	Lead	Lead	PEX	Copper	2018-12-21	2018-12-21	No		ND	2019-04-18	2019-04-24												
5070674	A16_06	A16_06	300	JACKSONIA ST	Lead	Lead	Copper	Copper	2018-12-21	2018-12-21	No		4.3	2018-12-26	2019-01-07												
5024323	A17_07	A17_07	1636	DUFFIELD ST	Lead	Copper	PEX	Not Replaced	2018-12-21		No		ND	2018-12-22	2019-01-07												
5041613	Ops	BLG_01	618	WORTH ST	Lead	Lead	PEX	Copper	2018-12-22	2019-05-30	Yes	Emergency	26.4	2018-12-25	2019-01-07	9.17	2019-05-31	2019-06-25									
5024324	A17_07	A17_07	1634	DUFFIELD ST	Lead	Copper	PEX	Not Replaced	2018-12-22		No		ND	2018-12-26	2019-01-07												
5024326	A17_07	A17_07	1628	DUFFIELD ST	Lead	Copper	PEX	Not Replaced	2018-12-26		No		ND	2018-12-29	2019-01-07												
5024327	A17_07	A17_07	1624	DUFFIELD ST	Lead	Copper	PEX	Not Replaced	2018-12-26		No		ND	2018-12-29	2019-01-11												
5023831	A17_07	A17_07	1657	DUFFIELD ST	Lead	Copper	PEX	Not Replaced	2018-12-26		No		ND	2018-12-30	2019-01-11												
5058624	A12_02_A	A12_02_A	126	PROSPECT ST	Lead	Lead	PEX	Copper	2018-12-27	2018-12-27	No		ND	2019-01-02	2019-01-11												
5024364	A17_07	A17_07	1631	DUFFIELD ST	Lead	Copper	PEX	Not Replaced	2018-12-27		No		ND	2019-01-09	2019-01-22												
5024363	A17_07	A17_07	1627	DUFFIELD ST	Lead	Copper	PEX	Not Replaced	2018-12-28		No		ND	2019-01-06	2019-01-11												
5024333	A17_07	A17_07	1606	DUFFIELD ST	Lead	Lead	PEX	Copper	2018-12-28	2018-12-28	No		14.2	2018-12-28	2019-01-07	ND	2018-12-29	2019-01-11									
5035828	Ops	BLG_01	5512	WILKINS AVE	Lead	Lead	PEX	Copper	2018-12-29	2019-04-25	Yes	Emergency	4.26	2019-07-06	2019-07-15												
5024367	A17_07	A17_07	1639	DUFFIELD ST	Lead	Copper	PEX	Not Replaced	2018-12-29		No		ND	2019-01-04	2019-01-11												
5024355	A17_07	A17_07	1601	DUFFIELD ST	Lead	Copper	PEX	Not Replaced	2019-01-02		No		ND	2019-03-25	2019-04-01												
5066103	A16_06	A16_06	109	SAMPSONIA WAY	Lead	Copper	Copper	Not Replaced	2019-01-02		No		4.8	2019-01-28	2019-02-06												
5066100	A16_06	A16_06	103	SAMPSONIA WAY	Lead	Copper	Copper	Not Replaced	2019-01-02		No		ND	2019-03-27	2019-04-10												
5024338	A17_07	A17_07	1438	DUFFIELD ST	Lead	Copper	PEX	Not Replaced	2019-01-02		No		ND	2019-01-03	2019-01-11												
5080530	CEP	CEP	3816	WILKSBORO ST	Lead	Lead	PEX	Copper	2019-01-02	2019-01-02	No		14.3	2019-01-04	2019-01-11												
5069413	Ops	BLG_01	1723	SUNDEMAN ST	Lead	Lead	PEX	Copper	2019-01-03	2019-04-09	Yes	Emergency	2.02	2019-04-10	2019-04-24												
5081239	CEP	CEP	1102	PEMBERTON ST	Lead	Lead	Copper	Copper	2019-01-03	2019-01-03	No		ND	2019-01-08	2019-01-22												
5024321	A17_07	A17_07	1642	DUFFIELD ST	Lead	Copper	PEX	Not Replaced	2019-01-03		No		ND	2019-01-10	2019-01-22												
5071041	A16_06	A16_06	301	JACKSONIA ST	Lead	Lead	Copper	Copper	2019-01-03	2019-01-03	No		2	2019-01-28	2019-02-06												
5024351	A17_07	A17_07	1435	DUFFIELD ST	Lead	Copper	PEX	Not Replaced	2019-01-04		No		ND	2019-01-06	2019-01-11												
5040328	BLG	BLG	6815	THOMAS BLVD	Lead	Lead	PEX	Copper	2019-01-04	2019-01-04	No		ND	2019-01-05	2019-01-11												
5024339	A17_07	A17_07	1434	DUFFIELD ST	Lead	Copper	PEX	Not Replaced	2019-01-04		No		ND	2019-01-06	2019-01-11												
5058627	A12_02_A	A12_02_A	120	PROSPECT ST	Lead	Lead	PEX	Copper	2019-01-04	2019-01-04	No		ND	2019-01-05	2019-01-11												
5024340	A17_07	A17_07	1432	DUFFIELD ST	Lead	Copper	PEX	Not Replaced	2019-01-04		No		ND	2019-03-03	2019-03-12												
5024342	A17_07	A17_07	1426	DUFFIELD ST	Lead	Copper	PEX	Not Replaced	2019-01-05		No		ND	2019-01-07	2019-01-11												
5024344	A17_07	A17_07	1420	DUFFIELD ST	Lead	Copper	PEX	Not Replaced	2019-01-07		No		ND	2019-01-09	2019-01-22												
5024345	A17_07	A17_07	1417	DUFFIELD ST	Lead	Copper	PEX	Not Replaced	2019-01-07		No		ND	2019-03-07	2019-03-19												
5042662	Ops		2289	BEECHWOOD BLVD	Lead	Copper	Copper	Not Replaced	2019-01-08		No	Emergency	7	2019-01-10	2019-01-22												
5021901	A17_07	A17_07	1414	DUFFIELD ST	Lead	Copper	PEX	Not Replaced	2019-01-08		No		1.72	2019-03-19	2019-03-26												
5024350	A17_07	A17_07	1433	DUFFIELD ST	Lead	Copper	PEX	Not Replaced	2019-01-08		No		ND	2019-01-10	2019-01-22												
5070661	A16_06	A16_06	406	JACKSONIA ST	Lead	Copper	Copper	Not Replaced	2019-01-08		No		ND	2019-07-12	2019-07-23												
5002086	Ops		243	LOMBARD ST	Lead	Copper	PEX	Not Replaced	2019-01-09		No	Emergency	6	2019-01-11	2019-01-22												
5070953	A16_06	A16_06	514	JACKSONIA ST	Lead	Lead	Copper	Copper	2019-01-10	2019-01-10	No		ND	2019-01-11	2019-01-22												
5070969	A16_06	A16_06	525	JACKSONIA ST	Lead	PEX	Copper	Not Replaced	2019-01-10		No		1.19	2019-02-05	2019-02-12												
5028676	Ops	BLG_01	35	JOSEPH ST	Lead	Lead	PEX	Not Replaced	2019-01-14		Yes	Emergency	2.69	2019-03-14	2019-03-26												
5078195	Ops		3432	SHADELAND AVE	Lead	Copper	PEX	Not Replaced	2019-01-14		No	Emergency	299	2019-01-17	2019-01-28	8.86	2019-02-16	2019-02-27									
5022245	A17_07	A17_07	1015	DUFFIELD ST	Lead	Copper	PEX	Not Replaced	2019-01-14		No		39	2019-01-15	2019-01-22	6.77											

Post-Construction Replacement Sample Results (All) Report as of October 31, 2023

Location Id	Work Order Public	Work Order Private	House	Street	Site Verification Public	Site Verification Private	Replaced Material Public	Replaced Material Private	Replacement Date Public	Replacement Date Private	Is Partial	Emergency	Lab Result_p pb1	Dt Collected1	Dt Result Recfrom Lab1	Lab Result_p pb2	Dt Collected2	Dt Result Recfrom Lab2	Lab Result_p pb3	Dt Collected3	Dt Result Recfrom Lab3	Lab Result_p pb4	Dt Collected4	Dt Result Recfrom Lab4	Lab Result_p pb5	Dt Collected5	Dt Result Recfrom Lab5
5024206	B01_07	B01_07	6932	BISHOP ST	Lead	Lead	PEX	Copper	2019-04-02	2019-04-02	No		4.84	2019-04-03	2019-04-10												
5024147	B01_07	B01_07	6934	MANISTEE ST	Lead	Copper	PEX	Not Replaced	2019-04-02		No		6.4	2019-04-03	2019-04-10												
5024003	B01_07	B01_07	1674	JANCEY ST	Lead	Copper	PEX	Not Replaced	2019-04-02		No		3.76	2019-05-28	2019-06-25												
5074936	B02_01_A	B02_01_A	327	RICHEY AVE	Lead	Copper	PEX	Not Replaced	2019-04-02		No		6.51	2019-04-03	2019-04-16												
5024168	B01_07	B01_07	6915	STANDISH ST	Lead	Lead	PEX	Copper	2019-04-03	2019-04-03	No		18.8	2019-04-04	2019-04-16												
5024262	B01_07	B01_07	1629	JANCEY ST	Lead	Lead	PEX	Copper	2019-04-03	2019-04-03	No		4.54	2019-04-09	2019-04-16												
5074590	B02_01_A	B02_01_A	82	SEMICIR ST	Lead	Lead	PEX	Copper	2019-04-03	2019-04-03	No		ND	2019-04-07	2019-04-16												
5024103	B01_07	B01_07	6929	GREENWOOD ST	Lead	Copper	PEX	Not Replaced	2019-04-03		No		ND	2019-04-08	2019-04-16												
5075178	B02_01_A	B02_01_A	414	VENTURE ST	Lead	Lead	PEX	Copper	2019-04-03	2019-04-03	No		ND	2019-05-22	2019-06-11												
5075177	B02_01_A	B02_01_A	416	VENTURE ST	Lead	Lead	PEX	Copper	2019-04-03	2019-04-03	No		2.92	2019-06-02	2019-06-25												
5024164	B01_07	B01_07	6907	STANDISH ST	Lead	Lead	PEX	Copper	2019-04-03	2019-04-03	No		11.9	2019-04-04	2019-04-16												
5024200	B01_07	B01_07	6935	BISHOP ST	Lead	Lead	PEX	Copper	2019-04-04	2019-04-04	No		85.7	2019-04-10	2019-04-24	4.56	2019-07-09	2019-07-15									
5024104	B01_07	B01_07	6927	GREENWOOD ST	Lead	Lead	PEX	Copper	2019-04-04	2019-04-04	No		1.94	2019-04-09	2019-04-16												
5075174	B02_01_A	B02_01_A	422	VENTURE ST	Lead	Lead	PEX	Copper	2019-04-04	2019-04-04	No		16.1	2019-04-04	2019-04-16												
5024125	B01_07	B01_07	6920.5	BISHOP ST	Lead	Lead	PEX	Copper	2019-04-05	2019-04-05	No		21.1	2019-04-08	2019-04-16												
5024109	B01_07	B01_07	6915	GREENWOOD ST	Lead	Lead	PEX	Copper	2019-04-05	2019-04-05	No		6.98	2019-04-07	2019-04-16												
5024126	B01_07	B01_07	6922	BISHOP ST	Lead	Lead	PEX	Copper	2019-04-05	2019-04-05	No		14.5	2019-04-08	2019-04-16												
5024110	B01_07	B01_07	6913	GREENWOOD ST	Lead	Copper	PEX	Not Replaced	2019-04-05		No		ND	2019-04-09	2019-04-16												
5074915	B02_01_A	B02_01_A	3722	PERRYSVILLE AVE	Lead	Copper	PEX	Not Replaced	2019-04-05		No		19.2	2019-04-06	2019-04-16	5.63	2019-04-09	2019-04-24									
5074612	B02_01_A	B02_01_A	26	SEMICIR ST	Lead	Lead	PEX	Copper	2019-04-05	2019-04-05	No		3.53	2019-04-08	2019-04-24												
5065452	Ops		931	BEECH AVE	Lead	Copper	PEX	Not Replaced	2019-04-08		No	Emergency	7.44	2019-04-10	2019-04-30												
5024107	B01_07	B01_07	6919	GREENWOOD ST	Lead	Lead	PEX	Copper	2019-04-08	2019-04-08	No		ND	2019-04-10	2019-04-24												
5024163	B01_07	B01_07	6905	STANDISH ST	Lead	Lead	PEX	Copper	2019-04-08	2019-04-08	No		13.2	2019-04-10	2019-04-24												
5057095	B06_03_A	B06_03_A	217	WALTER ST	Lead	Lead	PEX	Copper	2019-04-09	2019-04-09	No		4.35	2019-05-25	2019-06-25												
5024099	B01_07	B01_07	6942	GREENWOOD ST	Lead	Lead	PEX	Copper	2019-04-09	2019-04-09	No		10.5	2019-05-14	2019-05-21												
5024139	B01_07	B01_07	6921	MANISTEE ST	Lead	Copper	PEX	Not Replaced	2019-04-09		No		3.53	2019-04-11	2019-04-24												
5057079	B06_03_A	B06_03_A	118	WALTER ST	Lead	Lead	PEX	Copper	2019-04-09	2019-04-09	No		2.34	2019-04-23	2019-04-30												
5057060	B06_03_A	B06_03_A	314	WALTER ST	Lead	Copper	PEX	Not Replaced	2019-04-09		No		ND	2019-04-10	2019-04-24												
5024261	B01_07	B01_07	1625	JANCEY ST	Lead	Copper	PEX	Not Replaced	2019-04-10		No		3.29	2019-04-20	2019-04-30												
5057082	B06_03_A	B06_03_A	127	WALTER ST	Lead	Copper	PEX	Not Replaced	2019-04-10		No		ND	2019-06-04	2019-06-25												
5024106	B01_07	B01_07	6923	GREENWOOD ST	Lead	Lead	PEX	Copper	2019-04-10	2019-04-10	No		6.66	2019-04-15	2019-04-24												
5024132	B01_07	B01_07	6913	BISHOP ST	Lead	Lead	PEX	Copper	2019-04-10	2019-04-10	No		3.6	2019-04-12	2019-04-24												
5024197	B01_07	B01_07	6929	BISHOP ST	Lead	Copper	PEX	Not Replaced	2019-04-11		No		1.79	2019-04-17	2019-04-24												
5024263	B01_07	B01_07	1631	JANCEY ST	Lead	Copper	PEX	Not Replaced	2019-04-11		No		48.3	2019-04-12	2019-04-24	9.49	2019-09-14	2019-09-24									
5024141	B01_07	B01_07	1945	ANTIETAM ST	Lead	Lead	PEX	Copper	2019-04-11	2019-04-11	No		7.54	2019-04-12	2019-04-24												
5023707	B01_07	B01_07	6917	MANISTEE ST	Lead	Copper	PEX	Not Replaced	2019-04-11		No		4.19	2019-06-24	2019-07-08												
5024108	B01_07	B01_07	6917	GREENWOOD ST	Lead	Lead	PEX	Copper	2019-04-11	2019-04-11	No		1.96	2019-04-14	2019-04-24												
5024386	B01_07	B01_07	1662	JANCEY ST	Lead	Copper	PEX	Not Replaced	2019-04-11		No		5.07	2019-04-12	2019-04-24												
5024133	B01_07	B01_07	6911	BISHOP ST	Lead	Lead	PEX	Copper	2019-04-11	2019-04-11	No		9.56	2019-04-16	2019-04-24												
5024241	B01_07	B01_07	1950	ANTIETAM ST	Lead	Lead	PEX	Copper	2019-04-11	2019-04-11	No		1.2	2019-05-24	2019-06-25												
5024242	B01_07	B01_07	1950.5	ANTIETAM ST	Lead	Lead	PEX	Copper	2019-04-12	2019-04-12	No		4.45	2019-04-14	2019-04-30												
5074618	B02_01_A	B02_01_A	65	SEMICIR ST	Lead	Lead	PEX	Copper	2019-04-12	2019-04-12	No		2.03	2019-06-09	2019-06-25												
5024145	B01_07	B01_07	1929	ANTIETAM ST	Lead	Lead	PEX	Copper	2019-04-12	2019-04-12	No		4.72	2019-09-15	2019-09-24												
5023723	B01_07	B01_07	7220	WITHERSPOON ST	Lead	Lead	PEX	Copper	2019-04-12	2019-04-12	No		15.70	2019-04-13	2019-04-24	ND	2019-07-25	2019-08-05									
5074582	B02_01_A	B02_01_A	45	DEFDE ST	Lead	Lead	PEX	Copper	2019-04-13	2019-04-13	No		16.3	2019-08-20	2019-09-03												
5074884	B02_01_A	B02_01_A	3773	EAST ST	Lead	Copper	PEX	Not Replaced	2019-04-15		No		31.2	2019-04-17	2019-04-30	16.8	2019-07-12	2019-07-23	ND	2019-09-28	2019-11-04						
5024240	B01_07	B01_07	1952	ANTIETAM ST	Lead	Lead	PEX	Copper	2019-04-15	2019-04-15	No		9.78	2019-04-27	2019-05-15												
5024142	B01_07	B01_07	1939	ANTIETAM ST	Lead	Lead	PEX	Copper	2019-04-15	2019-04-15	No		1.15	2019-04-25	2019-04-30												
5074660	B02_01_A	B02_01_A	66	RIVERVIEW AVE	Lead	Copper	PEX	Not Replaced	2019-04-15		No		9.4	2019-04-16	2019-04-30												
5074866	B02_01_A	B02_01_A	3748	EAST ST	Lead	Lead	PEX	Copper	2019-04-15	2019-04-15	No		ND	2019-06-06	2019-06-25												
5074954	B02_01_A	B02_01_A	3635	BAYTREE ST	Lead	Lead	PEX	Copper	2019-04-15	2019-04-15	No		1.33	2019-04-17	2019-04-24												
5024128	B01_07	B01_07	6926	BISHOP ST	Lead	Lead	PEX	Copper	2019-04-15	2019-04-15	No		3.82	2019-06-17	2019-07-08												
5024127	B01_07	B01_07	6924	BISHOP ST	Lead	Copper	PEX	Not Replaced	2019-04-15		No		1.48	2019-06-15	2019-07-01												
5057080	B06_03_A	B06_03_A	121	WALTER ST	Lead	Lead	PEX	Copper	2019-04-15	2019-04-15	No		ND	2019-04-18	2019-04-24												
5024225	B01_07	B01_07	1916	ANTIETAM ST	Lead	Lead	PEX	Copper	2019-04-16	2019-04-16	No		6.39	2019-04-17	2019-04-24												
5023730	B01_07	B01_07	7234	WITHERSPOON ST	Lead	Copper	PEX	Not Replaced	2019-04-16		No		58.7	2019-04-16	2019-04-24	1.87	2019-07-19	2019-07-29									
5057062	B06_03_A	B06_03_A	306	WALTER ST	Lead	Lead	PEX	Copper	2019-04-16	2019-04-16	No		5.05	2019-04-19	2019-04-24												
5057061	B06_03_A	B06_03_A	308	WALTER ST	Lead	Lead	PEX	Copper	2019-04-16	2019-04-16	No		180	2019-04-17	2019-04-24												
5024405	B01_07	B01_07																									

Post-Construction Replacement Sample Results (All) Report as of October 31, 2023

Location Id	Work Order Public	Work Order Private	House	Street	Site Verification Public	Site Verification Private	Replaced Material Public	Replaced Material Private	Replacement Date Public	Replacement Date Private	Is Partial	Emergency	Lab Result_p pb1	Dt Collected1	Dt Result Recfom Lab1	Lab Result_p pb2	Dt Collected2	Dt Result Recfom Lab2	Lab Result_p pb3	Dt Collected3	Dt Result Recfom Lab3	Lab Result_p pb4	Dt Collected4	Dt Result Recfom Lab4	Lab Result_p pb5	Dt Collected5	Dt Result Recfom Lab5
5074826	B02_01_A	B02_01_A	3719	BAYTREE ST	Lead	Lead	PEX	Copper	2019-04-19	2019-04-19	No		11.7	2019-04-20	2019-04-30												
5024407	B01_07	B01_07	1604	JANCEY ST	Lead	Lead	PEX	Copper	2019-04-22	2019-04-22	No		ND	2019-06-15	2019-07-01												
5022013	B01_07	B01_07	1400	JANCEY ST	Lead	Lead	PEX	Copper	2019-04-22	2019-04-22	No		3.25	2019-04-23	2019-04-30												
5074663	B02_01_A	B02_01_A	141	RIVERVIEW AVE	Lead	Lead	PEX	Copper	2019-04-22	2019-04-22	No		190	2019-04-24	2019-04-30	24.8	2019-04-26	2019-05-15	ND	2019-09-22	2019-09-30						
5057266	B06_03_A	B06_03_A	411	ALLEN ST	Lead	Lead	PEX	Copper	2019-04-22	2019-04-22	No		ND	2019-05-09	2019-06-25												
5021996	B01_07	B01_07	1407	JANCEY ST	Lead	Lead	PEX	Copper	2019-04-22	2019-04-22	No		3.53	2019-04-23	2019-04-30												
5057478	B06_03_A	B06_03_A	744	LILLIAN ST	Lead	Lead	PEX	Copper	2019-04-22	2019-04-22	No		175	2019-04-22	2019-04-30	ND	2019-05-19	2019-05-29									
5033781	B04_09_B	B04_09_B	7214	TIOGA ST	Lead	Lead	PEX	Copper	2019-04-22	2019-04-22	No		8	2019-05-04	2019-05-15												
5074473	B02_01_A	B02_01_A	3882	EAST ST	Lead	Lead	PEX	Copper	2019-04-22	2019-04-22	No		ND	2019-04-22	2019-04-30	ND	2019-04-23	2019-04-30									
5057486	B06_03_A	B06_03_A	808	LILLIAN ST	Lead	Copper	PEX	Not Replaced	2019-04-22		No		1.69	2019-06-16	2019-07-08												
5022226	B01_07	B01_07	1101	CHISLETT ST	Lead	Lead	PEX	Copper	2019-04-23	2019-04-23	No		2.84	2019-05-01	2019-05-21												
5057479	B06_03_A	B06_03_A	746	LILLIAN ST	Lead	Lead	PEX	Copper	2019-04-23	2019-04-23	No		3.43	2020-06-24	2020-06-29												
5023729	B01_07	B01_07	7232	WITHERSPOON ST	Lead	Lead	PEX	Copper	2019-04-23	2019-04-23	No		3.03	2019-05-01	2019-05-15												
5075296	B02_01_A	B02_01_A	11	RIVERVIEW AVE	Lead	PEX	PEX	Not Replaced	2019-04-23		No		4.29	2019-04-29	2019-05-15												
5022222	B01_07	B01_07	1111	CHISLETT ST	Lead	Lead	PEX	Copper	2019-04-23	2019-04-23	No		1.51	2019-04-24	2019-04-30												
5023709	B01_07	B01_07	6911	MANISTEE ST	Lead	Lead	PEX	Copper	2019-04-23	2019-04-23	No		6.1	2019-04-28	2019-05-07												
5057112	B06_03_A	B06_03_A	743	LILLIAN ST	Lead	Lead	PEX	Copper	2019-04-23	2019-04-23	No		1.67	2019-04-24	2019-05-07												
5074892	B02_01_A	B02_01_A	3813	EAST ST	Lead	Lead	PEX	Copper	2019-04-23	2019-04-25	No		2.25	2019-06-17	2019-07-08												
5057489	B06_03_A	B06_03_A	816	LILLIAN ST	Lead	Lead	PEX	Copper	2019-04-23	2019-04-23	No		15.1	2019-04-24	2019-05-07												
5050151	Ops	Urgent LSLR	4226	SALINE ST	Lead	Lead	PEX	Copper	2019-04-24	2019-05-03	No	Emergency	7.45	2019-05-05	2019-05-15	ND	2019-06-19	2019-07-08									
5050150	Ops	Urgent LSLR	4224	SALINE ST	Lead	Lead	PEX	Copper	2019-04-24	2019-05-03	No	Emergency	ND	2019-04-26	2019-05-07	2.64	2019-05-05	2019-05-15									
5023716	B01_07	B01_07	1938	CHISLETT ST	Lead	Lead	PEX	Copper	2019-04-24	2019-04-24	No		10.9	2019-04-25	2019-04-30												
5057501	B06_03_A	B06_03_A	852	LILLIAN ST	Lead	Lead	PEX	Copper	2019-04-24	2019-04-24	No		1.74	2019-04-25	2019-05-07												
5022216	B01_07	B01_07	1125	CHISLETT ST	Lead	Lead	PEX	Copper	2019-04-24	2019-04-24	No		2.89	2019-04-25	2019-04-30												
5074614	B02_01_A	B02_01_A	83	SEMICIR ST	Lead	Copper	PEX	Not Replaced	2019-04-24		No		6.11	2019-08-27	2019-09-09												
5021994	B01_07	B01_07	1401	JANCEY ST	Lead	Lead	PEX	Copper	2019-04-24	2019-04-24	No		1.79	2019-04-26	2019-05-07												
5057471	B06_03_A	B06_03_A	726	LILLIAN ST	Lead	Lead	PEX	Copper	2019-04-24	2019-04-24	No		7.2	2019-05-01	2019-05-07												
5022215	B01_07	B01_07	1127	CHISLETT ST	Lead	Lead	PEX	Copper	2019-04-24	2019-04-24	No		1.82	2019-05-20	2019-05-29												
5022211	B01_07	B01_07	1139	CHISLETT ST	Lead	Lead	PEX	Copper	2019-04-25	2019-04-25	No		4.83	2019-04-29	2019-05-07												
5022207	B01_07	B01_07	1149	CHISLETT ST	Lead	Lead	PEX	Copper	2019-04-25	2019-04-25	No		1.25	2019-04-26	2019-05-15												
5024177	B01_07	B01_07	7238	STANDISH ST	Lead	Lead	PEX	Copper	2019-04-25	2019-04-25	No		1.83	2019-06-17	2019-07-08												
5057480	B06_03_A	B06_03_A	748	LILLIAN ST	Lead	Lead	PEX	Copper	2019-04-25	2019-04-25	No		13.2	2019-04-28	2019-05-07												
5057488	B06_03_A	B06_03_A	814	LILLIAN ST	Lead	Lead	PEX	Copper	2019-04-25	2019-04-25	No		3	2019-04-29	2019-05-07												
5022020	B01_07	B01_07	1234	JANCEY ST	Lead	Lead	PEX	Copper	2019-04-25	2019-04-25	No		3.31	2019-06-14	2019-06-25												
5021987	B01_07	B01_07	1231	JANCEY ST	Lead	Lead	PEX	Copper	2019-04-25	2019-04-25	No		7.03	2019-04-27	2019-05-07												
5050857	Urgent Water		142	S 23RD ST	Lead	Lead	PEX	Not Replaced	2019-04-26		Yes	Emergency	ND	2019-05-10	2019-05-29												
5022231	B01_07	B01_07	1152	CHISLETT ST	Lead	Lead	PEX	Copper	2019-04-26	2019-04-26	No		3.41	2019-05-01	2019-05-07												
5023715	B01_07	B01_07	1936	CHISLETT ST	Lead	Lead	PEX	Copper	2019-04-26	2019-04-26	No		241	2019-04-26	2019-05-07	2.8	2019-07-10	2019-07-29									
5029898	B04_09_A	B04_09_A	6703	ROWAN ST	Lead	Copper	PEX	Not Replaced	2019-04-26		No		2.4	2019-07-01	2019-07-15												
5041093	Urgent LSLR	Urgent LSLR	401	HASTINGS ST	Lead	Lead	PEX	Copper	2019-04-27	2019-04-27	No	Emergency	2.85	2019-04-29	2019-05-07												
5048164	Ops	Urgent LSLR	5023	GLENWOOD AVE	Lead	Lead	PEX	Copper	2019-04-29	2019-05-11	No	Emergency	163	2019-05-14	2019-07-01	2.85	2019-06-20	2019-07-08									
5022219	B01_07	B01_07	1119	CHISLETT ST	Lead	Lead	PEX	Copper	2019-04-29	2019-04-29	No		23.3	2019-04-30	2019-05-07	81	2019-07-31	2019-08-12	138	2019-08-20	2019-09-03	26.2	2019-11-17	2019-11-26	2.8	2021-02-23	2021-03-03
5057034	B06_03_A	B06_03_A	311	MILLBRIDGE ST	Lead	Lead	PEX	Copper	2019-04-29	2019-04-29	No		7.04	2019-04-29	2019-05-07												
5022021	B01_07	B01_07	1232	JANCEY ST	Lead	Lead	PEX	Copper	2019-04-29	2019-04-29	No		2.43	2019-04-30	2019-05-07												
5022224	B01_07	B01_07	1105	CHISLETT ST	Lead	Lead	PEX	Copper	2019-04-29	2019-04-29	No		ND	2019-05-06	2019-05-15												
5035233	Ops		1149	SHADY AVE	Lead	Copper	PEX	Not Replaced	2019-04-29		No	Emergency	5.63	2019-05-03	2019-05-15												
5029856	B04_09_A	B04_09_A	6624	ROWAN ST	Lead	Copper	PEX	Not Replaced	2019-04-29		No		39.9	2019-04-30	2019-05-07												
5023713	B01_07	B01_07	1932	CHISLETT ST	Lead	Lead	PEX	Copper	2019-04-29	2019-04-29	No		24.4	2019-06-25	2019-07-08												
5074585	B02_01_A	B02_01_A	57	DEFOE ST	Lead	Copper	PEX	Not Replaced	2019-04-29		No		ND	2019-05-06	2019-05-15												
5057494	B06_03_A	B06_03_A	836	LILLIAN ST	Lead	Lead	PEX	Copper	2019-04-29	2019-04-29	No		ND	2019-06-19	2019-07-15												
5021986	B01_07	B01_07	1229	JANCEY ST	Lead	Lead Tailpiece	PEX	Copper Tailpiece	2019-04-29	2019-04-29	No		3.44	2019-04-30	2019-05-15												
5022023	B01_07	B01_07	1228	JANCEY ST	Lead	Lead	PEX	Copper	2019-04-29	2019-04-29	No		2.89	2019-04-29	2019-05-07	ND	2019-06-25	2019-07-08									
5057168	B06_03_A	B06_03_A	818	INDUSTRY ST	Lead	Lead Tailpiece	PEX	Copper Tailpiece	2019-04-30	2019-04-30	No		ND	2019-05-01	2019-05-07												
5074604	B02_01_A	B02_01_A	3737	PERRYVILLE AVE	Lead	Lead	PEX	Copper	2019-04-30	2019-04-30	No		1.34	2019-05-04	2019-05-15												
5024157	B01_07	B01_07	6910	MANISTEE ST	Lead	Lead	PEX	Copper	2019-04-30	2019-04-30	No		ND	2019-06-18	2019-07-08												
5022232	B01_07	B01_07	1156	CHISLETT ST	Lead	Lead	PEX	Copper	2019-04-30	2019-04-30	No		9.84	2019-05-02	2019-05-15												
5021982	B01_07	B01_07	1217	JANCEY ST	Lead	Lead	PEX	Copper	2019-04-30	2019-04-30	No		1.53	2019-05-01	2019-05-15												

Post-Construction Replacement Sample Results (All) Report as of October 31, 2023

Location Id	Work Order Public	Work Order Private	House	Street	Site Verification Public	Site Verification Private	Replaced Material Public	Replaced Material Private	Replacement Date Public	Replacement Date Private	Is Partial	Emergency	Lab Result_p pb1	Dt Collected1	Dt Result Recfrom Lab1	Lab Result_p pb2	Dt Collected2	Dt Result Recfrom Lab2	Lab Result_p pb3	Dt Collected3	Dt Result Recfrom Lab3	Lab Result_p pb4	Dt Collected4	Dt Result Recfrom Lab4	Lab Result_p pb5	Dt Collected5	Dt Result Recfrom Lab5
5018505	Ops		173	46TH ST	Lead	Copper	PEX	Not Replaced	2019-05-06		No	Emergency	ND	2019-06-06	2019-06-25												
5022015	B01_07	B01_07	1252	JANCEY ST	Lead	Lead	PEX	Not Replaced	2019-05-06		Yes		16	2019-07-01	2019-07-15												
5024159	B01_07	B01_07	1914	CHISLETT ST	Lead	Lead	PEX	Copper	2019-05-06	2019-05-06	No		3.56	2019-05-07	2019-05-15												
5022031	B01_07	B01_07	1202	JANCEY ST	Lead	Lead	PEX	Copper	2019-05-06	2019-05-06	No		ND	2019-05-10	2019-05-21												
5029895	B04_09_A	B04_09_A	6725	ROWAN ST	Lead	Lead	PEX	Copper	2019-05-06	2019-05-06	No		14.4	2019-05-06	2019-05-21												
5057015	B06_03_A	B06_03_A	324	MILLBRIDGE ST	Lead	Copper	PEX	Not Replaced	2019-05-06		No		ND	2020-06-10	2020-06-22												
5074832	B02_01_A	B02_01_A	3751	BAYTREE ST	Lead	Lead	PEX	Copper	2019-05-06	2019-05-06	No		2.54	2019-05-07	2019-05-15												
5022201	B01_07	B01_07	1163	CHISLETT ST	Lead	Lead	PEX	Copper	2019-05-06	2019-05-06	No		4.86	2019-05-10	2019-05-21												
5024158	B01_07	B01_07	1916	CHISLETT ST	Lead	Lead	PEX	Copper	2019-05-06	2019-05-06	No		5.06	2019-05-10	2019-05-21												
5021981	B01_07	B01_07	1215	JANCEY ST	Lead	Lead	PEX	Copper	2019-05-06	2019-05-06	No		110	2019-05-07	2019-05-15												
5057154	B06_03_A	B06_03_A	842	INDUSTRY ST	Lead	Lead	PEX	Copper	2019-05-06	2019-05-06	No		3.49	2019-05-07	2019-05-21												
5029905	B04_09_A	B04_09_A	6638	ROWAN ST	Lead	Lead Tailpiece	PEX	Copper Tailpiece	2019-05-06	2019-05-06	No		ND	2019-05-07	2019-05-21												
5030009	B04_09_A	B04_09_A	6908	CHAUCER ST	Lead	Lead	PEX	Copper	2019-05-06	2019-05-06	No		ND	2019-06-23	2019-07-15												
5024160	B01_07	B01_07	1912	CHISLETT ST	Lead	Lead	PEX	Copper	2019-05-07	2019-05-07	No		2.16	2019-10-06	2019-10-15												
5022240	B01_07	B01_07	1198	CHISLETT ST	Lead	Lead	PEX	Copper	2019-05-07	2019-05-07	No		3.61	2019-05-11	2019-05-21												
5021978	B01_07	B01_07	1207	JANCEY ST	Lead	Lead	PEX	Copper	2019-05-07	2019-05-07	No		20.4	2019-06-24	2019-07-15	ND	2019-08-12	2019-09-03									
5076067	B02_01_A	B02_01_A	3943	EVERGREEN RD	Lead	Copper	PEX	Not Replaced	2019-05-07		No		4.16	2019-05-15	2019-05-29												
5022032	B01_07	B01_07	1185	CHISLETT ST	Lead	Lead	PEX	Copper	2019-05-07	2019-05-07	No		3.6	2019-06-10	2019-06-25												
5057253	B06_03_A	B06_03_A	846	LOYAL WAY	Lead	Lead	PEX	Copper	2019-05-07	2019-05-07	No		ND	2019-06-12	2019-06-25												
5021980	B01_07	B01_07	1211	JANCEY ST	Lead	Lead	PEX	Copper	2019-05-07	2019-05-07	No		1.24	2019-05-12	2019-05-29												
5074912	B02_01_A	B02_01_A	3740	PERRYSVILLE AVE	Lead	Lead	PEX	Copper	2019-05-08	2019-05-08	No		5.74	2019-05-10	2019-05-21												
5022036	B01_07	B01_07	1203	CHISLETT ST	Lead	Lead	PEX	Copper	2019-05-08	2019-05-08	No		2.39	2019-05-09	2019-05-21												
5074759	B02_01_A	B02_01_A	3845	EVERGREEN RD	Lead	Lead	PEX	Copper	2019-05-08	2019-05-08	No		1.32	2019-05-11	2019-05-29												
5022037	B01_07	B01_07	1203	CHISLETT ST	Lead	Lead	PEX	Copper	2019-05-08	2019-05-08	No		10.8	2019-05-26	2019-06-04												
5056949	B06_03_A	B06_03_A	958	MANTON WAY	Lead	Lead	PEX	Copper	2019-05-08	2019-05-08	No		9.4	2019-05-09	2019-05-21												
5022030	B01_07	B01_07	1204	JANCEY ST	Lead	Lead	PEX	Copper	2019-05-08	2019-05-09	No		4.92	2019-05-10	2019-05-21												
5056928	B06_03_A	B06_03_A	979	MANTON WAY	Lead	Lead	PEX	Copper	2019-05-08	2019-05-08	No		ND	2019-06-08	2019-06-25												
5075107	B02_01_A	B02_01_A	3608	PERRYSVILLE AVE	Lead	Copper	PEX	Not Replaced	2019-05-08		No		45.3	2019-05-09	2019-05-21												
5056953	B06_03_A	B06_03_A	976	MANTON WAY	Lead	Copper	PEX	Not Replaced	2019-05-09		No		1.62	2019-08-15	2019-08-26												
5023594	B01_07	B01_07	1907	CHISLETT ST	Lead	Lead	PEX	Copper	2019-05-09	2019-05-09	No		6.37	2019-05-10	2019-05-21												
5029876	B04_09_A	B04_09_A	6724	DEARY ST	Lead	Copper	PEX	Not Replaced	2019-05-09		No		1.26	2019-05-23	2019-06-04												
5074761	B02_01_A	B02_01_A	3857	EVERGREEN RD	Lead	Lead	PEX	Copper	2019-05-09	2019-05-09	No		3.7	2019-05-29	2019-06-11												
5022235	B01_07	B01_07	1170	CHISLETT ST	Lead	Lead	PEX	Copper	2019-05-09	2019-05-09	No		6.51	2019-05-10	2019-05-21												
5075103	B02_01_A	B02_01_A	3616	PERRYSVILLE AVE	Lead	Lead	PEX	Copper	2019-05-09	2019-05-09	No		1.01	2019-05-12	2019-05-21												
5074898	B02_01_A	B02_01_A	3800	PERRYSVILLE AVE	Lead	Lead	PEX	Copper	2019-05-09	2019-05-09	No		334	2019-05-11	2019-05-21												
5022190	B01_07	B01_07	1154	JANCEY ST	Lead	Lead	PEX	Copper	2019-05-09	2019-05-09	No		12.1	2019-05-15	2019-05-29												
5022043	B01_07	B01_07	1213	CHISLETT ST	Lead	Lead	PEX	Copper	2019-05-09	2019-05-09	No		ND	2019-06-07	2019-06-25												
5074770	B02_01_A	B02_01_A	3939	EVERGREEN RD	Lead	Copper	PEX	Not Replaced	2019-05-09		No		1.17	2019-06-27	2019-07-08												
5057328	B06_03_A	B06_03_A	914	FREELAND ST	Lead	Lead	PEX	Copper	2019-05-10	2019-05-10	No		ND	2019-05-11	2019-05-21												
5056933	B06_03_A	B06_03_A	963	MANTON WAY	Lead	Lead	PEX	Copper	2019-05-10	2019-05-10	No		ND	2019-05-27	2019-06-04												
5074659	B02_01_A	B02_01_A	48	RIVERVIEW AVE	Lead	Copper	PEX	Not Replaced	2019-05-10		No		10.8	2019-05-12	2019-05-29												
5075108	B02_01_A	B02_01_A	3606	PERRYSVILLE AVE	Lead	Lead	PEX	Copper	2019-05-10	2019-05-10	No		9.72	2019-05-12	2019-06-25												
5057329	B06_03_A	B06_03_A	916	FREELAND ST	Lead	Copper	PEX	Not Replaced	2019-05-10		No		ND	2019-05-12	2019-05-21												
5074893	B02_01_A	B02_01_A	3816	PERRYSVILLE AVE	Lead	Copper	PEX	Not Replaced	2019-05-10		No		ND	2019-06-28	2019-07-15												
5022158	B01_07	B01_07	1139	JANCEY ST	Lead	Copper	PEX	Not Replaced	2019-05-13		No		1.39	2019-05-20	2019-05-29												
5022153	B01_07	B01_07	1161	JANCEY ST	Lead	Copper	PEX	Not Replaced	2019-05-13		No		2.44	2019-05-15	2019-05-29												
5024043	B01_07	B01_07	1827	CHISLETT ST	Lead	Lead	PEX	Copper	2019-05-13	2019-05-13	No		4.88	2019-09-01	2019-09-16												
5056938	B06_03_A	B06_03_A	947	MANTON WAY	Lead	Copper	PEX	Not Replaced	2019-05-13		No		ND	2019-05-16	2019-05-29												
5022184	B01_07	B01_07	1134	JANCEY ST	Lead	Copper	PEX	Not Replaced	2019-05-13		No		ND	2019-06-27	2019-07-08												
5022042	B01_07	B01_07	1211	CHISLETT ST	Lead	Lead	PEX	Copper	2019-05-13	2019-05-13	No		1.96	2019-05-16	2019-05-29												
5075102	B02_01_A	B02_01_A	3622	PERRYSVILLE AVE	Lead	Lead	PEX	Copper	2019-05-13	2019-05-13	No		ND	2019-10-03	2019-10-15												
5056830	B06_03_A	B06_03_A	913	MANTON WAY	Lead	Copper	PEX	Not Replaced	2019-05-13		No		ND	2019-05-18	2019-06-11												
5022070	B01_07	B01_07	1200	CHISLETT ST	Lead	Lead	PEX	Copper	2019-05-13	2019-05-14	No		5.94	2019-05-16	2019-06-11												
5022150	B01_07	B01_07	1169	JANCEY ST	Lead	Lead Tailpiece	PEX	Copper Tailpiece	2019-05-14	2019-05-14	No		5.25	2019-05-15	2019-05-21												
5057313	B06_03_A	B06_03_A	911	FREELAND ST	Lead	Lead	PEX	Copper	2019-05-14	2019-05-14	No		ND	2019-07-05	2019-07-29												
5029996	B04_09_A	B04_09_A	1411	N MURLAND ST	Lead	Lead	PEX	Copper	2019-05-14	2019-05-14	No		14.9	2019-06-07	2019-07-29												
5029351	B04_09_A	B04_09_A	6601	DEARY ST	Lead	Copper	PEX	Not Replaced	2019-05-14		No		1.79	2019-05-15	2019-05-29												
5057336	B06_03_A	B06_03_A	928	FREELAND ST	Lead	Copper	PEX	Not Replaced	2019-05-14		No		2.56	2019-05-16	2019-07-10												
5024044	B01_07	B01_07	1825	CHISLETT ST	Lead	Lead	PEX	Copper	2019-05-14	2019-05-14	No		1.7	201													

Post-Construction Replacement Sample Results (All) Report as of October 31, 2023

Location Id	Work Order Public	Work Order Private	House	Street	Site Verification Public	Site Verification Private	Replaced Material Public	Replaced Material Private	Replacement Date Public	Replacement Date Private	Is Partial	Emergency	Lab Result_p pb1	Dt Collected1	Dt Result Recfrom Lab1	Lab Result_p pb2	Dt Collected2	Dt Result Recfrom Lab2	Lab Result_p pb3	Dt Collected3	Dt Result Recfrom Lab3	Lab Result_p pb4	Dt Collected4	Dt Result Recfrom Lab4	Lab Result_p pb5	Dt Collected5	Dt Result Recfrom Lab5
5072658	B08_06_B	B08_06_B	2243	FEDERAL EXT	Lead	Lead Tailpiece	PEX	Copper Tailpiece	2019-07-02	2019-07-02	No		8.99	2019-07-03	2019-07-15												
5072317	B08_06_B	B08_06_B	2336	MAPLE AVE	Lead	Copper	PEX	Not Replaced	2019-07-02		No		43.4	2019-07-03	2019-07-15												
5072316	B08_06_B	B08_06_B	2334	MAPLE AVE	Lead	Lead	PEX	Copper	2019-07-02	2019-07-02	No		ND	2019-08-05	2019-08-12												
5032968	B04_09_B	B04_09_B	7221	KEDRON ST	Lead	Lead	PEX	Copper	2019-07-02	2019-07-02	No		ND	2019-07-06	2019-07-23												
5032938	B04_09_B	B04_09_B	7328	MOUNT VERNON ST	Lead	Lead	PEX	Copper	2019-07-02	2019-07-02	No		ND	2019-07-23	2019-07-29												
5033046	B04_09_B	B04_09_B	1032	N LANG AVE	Lead	Lead	PEX	Copper	2019-07-02	2019-07-02	No		ND	2019-07-03	2019-07-15												
5056655	B06_03_A	B06_03_A	739	CERES WAY	Lead	Lead	PEX	Copper	2019-07-03	2019-07-03	No		2.78	2019-07-05	2019-07-15												
5032787	B04_09_B	B04_09_B	1113	N LANG AVE	Lead	Lead	PEX	Copper	2019-07-03	2019-07-03	No		12.4	2019-07-06	2019-07-15												
5072713	B08_06_B	B08_06_B	2230	FEDERAL EXT	Lead	Copper	PEX	Not Replaced	2019-07-03		No		11.2	2019-07-29	2019-08-05												
5032729	B04_09_B	B04_09_B	7108	HERMITAGE ST	Lead	Copper	PEX	Not Replaced	2019-07-03		No		2.29	2019-07-03	2019-07-23												
5032864	B04_09_B	B04_09_B	7241	MOUNT VERNON ST	Lead	Lead	PEX	Copper	2019-07-03	2019-07-03	No		2.27	2019-08-12	2019-08-18												
5014187	CEP	CEP	364	W PENN PL	Lead	Lead	PEX	Copper	2019-07-03	2019-07-03	No		2.85	2019-07-05	2019-07-15												
5007622	Ops	Urgent LSLR	3120	IOWA ST	Lead	Lead	PEX	Copper	2019-07-06	2019-07-22	No	Emergency	16	2019-08-30	2019-09-16												
5007619	Ops	Urgent LSLR	3118	IOWA ST	Lead	Lead	PEX	Copper	2019-07-06	2019-07-22	No	Emergency	3.46	2019-08-29	2019-09-09												
5032959	B04_09_B	B04_09_B	7247	KEDRON ST	Lead	Lead Tailpiece	PEX	Copper Tailpiece	2019-07-08	2019-07-08	No		ND	2019-07-11	2019-07-23												
5072437	B08_06_B	B08_06_B	436	E BURGESS ST	Lead	Lead	PEX	Copper	2019-07-08	2019-07-08	No		5.16	2019-07-09	2019-07-15												
5056661	B06_03_A	B06_03_A	29	ALLEN ST	Lead	Lead	PEX	Copper	2019-07-08	2019-07-08	No		124	2019-07-08	2019-07-15	4	2019-12-11	2020-01-10									
5072312	B08_06_B	B08_06_B	2409	MAPLE AVE	Lead	Lead	PEX	Copper	2019-07-08	2019-07-08	No		2.05	2019-07-10	2019-07-23												
5032736	B04_09_B	B04_09_B	1119	N LANG AVE	Lead	Lead	PEX	Copper	2019-07-08	2019-07-08	No		4.41	2019-07-12	2019-07-23												
5063390	CEP	CEP	1023	RUE GRANDE VUE ST	Lead	Lead	PEX	Copper	2019-07-08	2019-07-08	No		9.35	2019-07-16	2019-07-23												
5056649	B06_03_A	B06_03_A	728	EUREKA ST	Lead	Lead	PEX	Copper	2019-07-08	2019-07-08	No		3.89	2019-07-08	2019-07-23												
5032909	B04_09_B	B04_09_B	7218	MOUNT VERNON ST	Lead	Lead	PEX	Copper	2019-07-09	2019-07-09	No		14.7	2019-07-10	2019-07-29												
5072436	B08_06_B	B08_06_B	434	E BURGESS ST	Lead	Lead	PEX	Copper	2019-07-09	2019-07-09	No		6.13	2019-09-04	2019-09-09												
5033022	B04_09_B	B04_09_B	7119	MONTICELLO ST	Lead	Lead	PEX	Copper	2019-07-09	2019-07-09	No		ND	2019-07-10	2019-07-15												
5042627	B07_05_A	B07_05_A	6349	CROMBIE ST	Lead	Lead	PEX	Copper	2019-07-09	2019-07-09	No		7.14	2019-07-10	2019-07-15												
5072409	B08_06_B	B08_06_B	429	E BURGESS ST	Lead	Lead	PEX	Copper	2019-07-09	2019-07-09	No		3.63	2019-07-14	2019-08-05												
5063645	CEP	CEP	901	WILHELM ST	Lead	Copper	PEX	Not Replaced	2019-07-09		No		1.23	2019-08-24	2019-09-03												
5042711	B07_05_A	B07_05_A	6348	CROMBIE ST	Lead	Lead Tailpiece	PEX	Copper Tailpiece	2019-07-09	2019-07-09	No		10.1	2019-07-18	2019-07-29												
5057355	B06_03_A	B06_03_A	61	E AMANDA AVE	Lead	Copper	PEX	Not Replaced	2019-07-09		No		22.1	2019-07-12	2019-07-23	ND	2019-10-26	2019-11-04									
5056535	B06_03_A	B06_03_A	610	EDGEMONT ST	Lead	Lead	PEX	Copper	2019-07-10	2019-07-10	No		26.6	2019-07-10	2019-07-23	ND	2019-10-19	2019-11-04									
5072308	B08_06_B	B08_06_B	125	E MCINTYRE AVE	Lead	Copper	PEX	Not Replaced	2019-07-10		No		4.91	2019-07-12	2019-07-29												
5033031	B04_09_B	B04_09_B	7153	MONTICELLO ST	Lead	Copper	PEX	Not Replaced	2019-07-10		No		ND	2019-07-12	2019-07-23												
5032924	B04_09_B	B04_09_B	7319	MOUNT VERNON ST	Lead	Lead	PEX	Copper	2019-07-10	2019-07-10	No		185	2019-07-11	2019-07-23	7.27	2019-11-01	2019-11-11									
5072413	B08_06_B	B08_06_B	415	E BURGESS ST	Lead	Lead	PEX	Copper	2019-07-10	2019-07-10	No		ND	2019-10-08	2019-10-15												
5057348	B06_03_A	B06_03_A	75	E AMANDA AVE	Lead	Lead	PEX	Copper	2019-07-10	2019-07-10	No		3.37	2019-07-14	2019-07-23												
5057341	B06_03_A	B06_03_A	1509	ARLINGTON AVE	Lead	Lead	PEX	Copper	2019-07-10	2019-07-10	No		1.7	2019-07-21	2019-07-29												
5038485	B07_05_A	B07_05_A	6329	CROMBIE ST	Lead	Lead	PEX	Copper	2019-07-10	2019-07-10	No		32.5	2019-07-11	2019-07-23	11.1	2019-10-26	2019-11-04									
5056752	B06_03_A	B06_03_A	839	CERES WAY	Lead	Lead	PEX	Copper	2019-07-11	2019-07-11	No		1.55	2019-07-14	2019-07-23												
5072726	B08_06_B	B08_06_B	2328	MAPLE AVE	Lead	Lead	PEX	Copper	2019-07-11	2019-07-11	No		2.35	2019-07-15	2019-07-23												
5057364	B06_03_A	B06_03_A	947	FREELAND ST	Lead	Lead	PEX	Copper	2019-07-11	2019-07-11	No		3.72	2019-08-05	2019-08-12												
5072420	B08_06_B	B08_06_B	313	E MCINTYRE AVE	Lead	Lead	PEX	Copper	2019-07-11	2019-07-11	No		59.3	2019-07-12	2019-07-23	2.26	2019-08-08	2019-08-26									
5072415	B08_06_B	B08_06_B	401	E BURGESS ST	Lead	Copper	PEX	Not Replaced	2019-07-11		No		ND	2019-07-17	2019-07-23												
5033289	B04_09_B	B04_09_B	7209	MONTICELLO ST	Lead	Lead	PEX	Copper	2019-07-11	2019-07-11	No		1.79	2019-07-13	2019-07-23												
5057400	B06_03_A	B06_03_A	1339	ARLINGTON AVE	Lead	Lead	PEX	Copper	2019-07-12	2019-07-12	No		12.7	2019-07-13	2019-07-23												
5042629	B07_05_A	B07_05_A	6353	CROMBIE ST	Lead	Lead	PEX	Copper	2019-07-12	2019-07-12	No		3.58	2019-07-15	2019-07-23												
5055219	B06_03_A	B06_03_A	12	AMANDA AVE	Lead	Lead	PEX	Copper	2019-07-12	2019-07-12	No		2.13	2019-07-15	2019-07-23												
5072380	B08_06_B	B08_06_B	2333	HAZELTON ST	Lead	Lead	PEX	Copper	2019-07-12	2019-07-12	No		3.04	2019-07-14	2019-07-23												
5042712	B07_05_A	B07_05_A	6352	CROMBIE ST	Lead	Lead	PEX	Copper	2019-07-12	2019-07-12	No		1.77	2019-07-15	2019-07-23												
5038482	B07_05_A	B07_05_A	6341	CROMBIE ST	Lead	Lead	PEX	Copper	2019-07-15	2019-07-15	No		ND	2019-07-16	2019-07-23												
5072107	B08_06_B	B08_06_B	2534	MAPLE AVE	Lead	Copper	PEX	Not Replaced	2019-07-15		No		1.41	2019-08-06	2019-08-12												
5072100	B08_06_B	B08_06_B	2504	MAPLE AVE	Lead	Copper	PEX	Not Replaced	2019-07-15		No		1.35	2019-09-11	2019-09-24												
5055370	B06_03_A	B06_03_A	14	E AMANDA AVE	Lead	Lead	PEX	Copper	2019-07-15	2019-07-15	No		10.1	2019-07-17	2019-07-29												
5072311	B08_06_B	B08_06_B	2415	MAPLE AVE	Lead	Lead	PEX	Copper	2019-07-15	2019-07-15	No		1.44	2019-10-01	2019-10-08												
5052460	CEP	CEP	2830	SARAH ST	Lead	Lead	PEX	Copper	2019-07-15	2019-07-15	No		ND	2019-07-31	2019-08-12												
5072421	B08_06_B	B08_06_B	311	E MCINTYRE AVE	Lead	Lead	PEX	Copper	2019-07-16	2019-07-16	No		1.25	2019-08-20	2019-09-03												
5055824	B06_03_A	B06_03_A	2	ALLEN ST	Lead	Lead Tailpiece	PEX	Copper Tailpiece	2019-07-16	2019-07-16	No		ND	2019-09-15	2019-09-24												
5057402	B06_03_A	B06_03_A	1335	ARLINGTON AVE	Lead	Lead	PEX	Copper	2019-07-16	2019-07-16	No		ND	2019-09-10	2019-09-24												
5054638	CEP	CEP	2016	SARAH ST	Lead	Lead Tailpiece	PEX	Copper Tailpiece	2019-07-16	2019-07-16	No																

Post-Construction Replacement Sample Results (All) Report as of October 31, 2023

Location Id	Work Order Public	Work Order Private	House	Street	Site Verification Public	Site Verification Private	Replaced Material Public	Replaced Material Private	Replacement Date Public	Replacement Date Private	Is Partial	Emergency	Lab Result_p pb1	Dt Collected1	Dt Result Recfrom Lab1	Lab Result_p pb2	Dt Collected2	Dt Result Recfrom Lab2	Lab Result_p pb3	Dt Collected3	Dt Result Recfrom Lab3	Lab Result_p pb4	Dt Collected4	Dt Result Recfrom Lab4	Lab Result_p pb5	Dt Collected5	Dt Result Recfrom Lab5
5033225	B04_09_B	B04_09_B	7204	HERMITAGE ST	Lead	Lead	PEX	Not Replaced	2019-07-22		Yes		ND	2019-11-13	2019-11-26												
5032215	B04_09_B	B04_09_B	7025	FIELDING WAY	Lead	Lead	PEX	Copper	2019-07-22	2019-07-22	No		28.4	2019-08-11	2019-08-26												
5072073	B08_06_B	B08_06_B	20	MAGNET ST	Lead	Lead	PEX	Not Replaced	2019-07-22		Yes		4.96	2019-07-23	2019-08-12												
5042640	B07_05_A	B07_05_A	6350	WALDRON ST	Lead	Lead	PEX	Copper	2019-07-22	2019-07-22	No		5.16	2019-07-24	2019-08-05												
5033091	B04_09_B	B04_09_B	7150	RACE ST	Lead	Lead	PEX	Copper	2019-07-22	2019-07-22	No		1.34	2019-07-25	2019-08-12												
5072195	B08_06_B	B08_06_B	123	MCINTYRE AVE	Lead	Lead	PEX	Copper	2019-07-22	2019-07-22	No		5.03	2019-07-23	2019-07-29												
5038967	B07_05_A	B07_05_A	6316	CROMBIE ST	Lead	Lead	PEX	Copper	2019-07-22	2019-07-23	No		2.36	2019-07-24	2019-07-29												
5038968	B07_05_A	B07_05_A	6314	CROMBIE ST	Lead	Lead	PEX	Copper	2019-07-22	2019-07-25	No		9.76	2019-07-30	2019-08-12												
5042651	B07_05_A	B07_05_A	2408	BEECHWOOD BLVD	Lead	Lead	PEX	Copper	2019-07-23	2019-07-23	No		2.86	2019-08-02	2019-08-12												
5031865	B04_09_B	B04_09_B	1545	OAKDENE ST	Lead	Lead	PEX	Copper	2019-07-23	2019-07-23	No		8.86	2019-07-30	2019-08-12												
5057145	B06_03_A	B06_03_A	1227	ARLINGTON AVE	Lead	Lead	PEX	Not Replaced	2019-07-23		Yes		95.4	2019-07-24	2019-08-05	2.94	2019-08-22	2019-09-03									
5055780	B06_03_A	B06_03_A	29	ROANOKE ST	Lead	Lead	PEX	Copper	2019-07-23	2019-07-23	No		1.75	2019-07-25	2019-08-05												
5042643	B07_05_A	B07_05_A	6355	WALDRON ST	Lead	PEX	PEX	Not Replaced	2019-07-23		No		2.68	2019-07-24	2019-08-05												
5072270	B08_06_B	B08_06_B	114	MAYWOOD ST	Lead	Lead	PEX	Copper	2019-07-23	2019-07-23	No		3.3	2019-07-27	2019-08-12												
5057363	B06_03_A	B06_03_A	949	FREELAND ST	Lead	Lead	PEX	Not Replaced	2019-07-23		Yes		14	2019-07-24	2019-07-29												
5042634	B07_05_A	B07_05_A	2436	BEECHWOOD BLVD	Lead	Lead Tailpiece	PEX	Copper Tailpiece	2019-07-24	2019-07-24	No		ND	2019-07-27	2019-08-05												
5072250	B08_06_B	B08_06_B	122	MCINTYRE AVE	Lead	Copper	PEX	Not Replaced	2019-07-24		No		ND	2019-09-16	2019-09-24												
5031957	B04_09_B	B04_09_B	7208	HILLIARDS ST	Lead	Lead Tailpiece	PEX	Copper Tailpiece	2019-07-24	2019-07-24	No		1.54	2019-07-28	2019-08-05												
5072294	B08_06_B	B08_06_B	2430	PERRYSVILLE AVE	Lead	Lead Tailpiece	PEX	Copper Tailpiece	2019-07-24	2019-07-24	No		4.79	2019-07-25	2019-08-05												
5038519	B07_05_A	B07_05_A	6337	WALDRON ST	Lead	Lead	PEX	Copper	2019-07-24	2019-07-24	No		2.31	2019-07-26	2019-08-05												
5042647	B07_05_A	B07_05_A	2424	BEECHWOOD BLVD	Lead	Lead	PEX	Copper	2019-07-24	2019-07-24	No		ND	2019-07-26	2019-08-05												
5057149	B06_03_A	B06_03_A	1312	ARLINGTON AVE	Lead	Lead	PEX	Copper	2019-07-24	2019-07-24	No		1.87	2019-07-29	2019-08-05												
5033086	B04_09_B	B04_09_B	7151	RACE ST	Lead	Lead	PEX	Copper	2019-07-24	2019-07-24	No		2.06	2019-10-04	2019-10-15												
5072917	CEP	CEP	911	S SIDE AVE	Lead	Lead	PEX	Copper	2019-07-24	2019-07-24	No		56.1	2019-07-25	2019-08-05	71.6	2019-08-13	2019-08-26	15.1	2019-08-21	2019-09-09	2.1	2019-09-13	2019-09-24			
5072266	B08_06_B	B08_06_B	106	MAYWOOD ST	Lead	Copper	PEX	Not Replaced	2019-07-24		No		13.4	2019-07-25	2019-08-05												
5042631	B07_05_A	B07_05_A	2444	BEECHWOOD BLVD	Lead	Lead	PEX	Copper	2019-07-25	2019-07-25	No		1.17	2019-07-26	2019-08-05												
5038508	B07_05_A	B07_05_A	6330	WALDRON ST	Lead	Lead	PEX	Copper	2019-07-25	2019-07-25	No		1.04	2019-07-30	2019-08-05												
5072255	B08_06_B	B08_06_B	107	MCINTYRE AVE	Lead	Lead	PEX	Copper	2019-07-25	2019-07-25	No		1.94	2019-07-27	2019-08-05												
5042633	B07_05_A	B07_05_A	2440	BEECHWOOD BLVD	Lead	Copper	PEX	Not Replaced	2019-07-25		No		ND	2020-05-05	2020-05-11												
5055215	B06_03_A	B06_03_A	8	SHARON ST	Lead	Lead	PEX	Copper	2019-07-25	2019-07-25	No		ND	2019-07-27	2019-08-05												
5057368	B06_03_A	B06_03_A	1433	ARLINGTON AVE	Lead	Lead Tailpiece	PEX	Copper Tailpiece	2019-07-25	2019-07-25	No		1.64	2019-07-31	2019-08-12												
5053903	Ops		75	S 16TH ST	Lead	Copper	PEX	Not Replaced	2019-07-26		No	Emergency	11	2019-07-27	2019-08-05												
5038963	B07_05_A	B07_05_A	6326	CROMBIE ST	Lead	Lead	PEX	Copper	2019-07-26	2019-07-26	No		11.6	2019-07-28	2019-08-05												
5072260	B08_06_B	B08_06_B	23	MCINTYRE AVE	Lead	Lead	PEX	Copper	2019-07-26	2019-07-26	No		3.06	2019-07-30	2019-08-12												
5033231	B04_09_B	B04_09_B	7218	HERMITAGE ST	Lead	Lead	PEX	Copper	2019-07-26	2019-07-26	No		1.16	2019-07-31	2019-08-12												
5074178	CEP	CEP	2714	SPRING GARDEN AVE	Lead	Lead	PEX	Copper	2019-07-26	2019-07-26	No		7.54	2019-07-27	2019-08-05												
5057408	B06_03_A	B06_03_A	936	INDUSTRY ST	Lead	Copper	PEX	Not Replaced	2019-07-29		No		ND	2019-07-29	2019-08-05	ND	2019-07-30	2019-08-12									
5072241	B08_06_B	B08_06_B	38	MCINTYRE AVE	Lead	Lead	PEX	Copper	2019-07-29	2019-07-29	No		ND	2019-07-30	2019-08-05												
5038964	B07_05_A	B07_05_A	6324	CROMBIE ST	Lead	Lead	PEX	Copper	2019-07-29	2019-07-29	No		2.65	2019-08-30	2019-09-09												
5042650	B07_05_A	B07_05_A	2412	BEECHWOOD BLVD	Lead	Lead	PEX	Copper	2019-07-29	2019-07-29	No		1.07	2019-07-30	2019-08-05												
5072240	B08_06_B	B08_06_B	34	MCINTYRE AVE	Lead	Lead	PEX	Copper	2019-07-29	2019-07-29	No		3.3	2019-07-31	2019-08-26	6.42	2019-08-10	2019-08-18									
5042636	B07_05_A	B07_05_A	2430	BEECHWOOD BLVD	Lead	Copper	PEX	Not Replaced	2019-07-29		No		ND	2019-08-04	2019-08-26												
5038525	B07_05_A	B07_05_A	6323	WALDRON ST	Lead	Lead Tailpiece	PEX	Copper Tailpiece	2019-07-29	2019-07-29	No		3.38	2019-07-31	2019-08-12												
5072532	B08_06_B	B08_06_B	2247	WILSON AVE	Lead	Lead	PEX	Copper	2019-07-29	2019-07-29	No		10.7	2019-07-30	2019-08-12												
5038965	B07_05_A	B07_05_A	6322	CROMBIE ST	Lead	Copper	PEX	Not Replaced	2019-07-29		No		ND	2019-08-10	2019-08-18												
5033554	B04_09_B	B04_09_B	7322	IDLEWILD ST	Lead	Lead	PEX	Copper	2019-07-29	2019-07-29	No		31.6	2019-07-30	2019-08-05	36.1	2019-07-30	2019-08-05									
5072238	B08_06_B	B08_06_B	28	MCINTYRE AVE	Lead	Lead	PEX	Copper	2019-07-30	2019-07-30	No		13	2019-07-31	2019-08-12												
5072527	B08_06_B	B08_06_B	2227	WILSON AVE	Lead	Lead	PEX	Copper	2019-07-30	2019-07-30	No		ND	2019-08-01	2019-08-12												
5042649	B07_05_A	B07_05_A	2416	BEECHWOOD BLVD	Lead	Lead	PEX	Copper	2019-07-30	2019-07-30	No		1.01	2019-11-20	2019-11-26												
5056889	B06_03_A	B06_03_A	945	ST MARTIN ST	Lead	Lead	PEX	Copper	2019-07-30	2019-07-30	No		2.71	2019-08-02	2019-08-12												
5042641	B07_05_A	B07_05_A	6348	WALDRON ST	Lead	Lead	PEX	Copper	2019-07-30	2019-07-30	No		2.02	2019-07-31	2019-08-12												
5072626	B08_06_B	B08_06_B	207	W BURGESS ST	Lead	Lead	PEX	Copper	2019-07-30	2019-07-30	No		1.27	2019-08-03	2019-08-12												
5072605	B08_06_B	B08_06_B	2216	WILSON AVE	Lead	Lead	PEX	Copper	2019-07-30	2019-07-30	No		4.26	2019-08-01	2019-08-12												
5042732	B07_05_A	B07_05_A	2526-2528	BEECHWOOD BLVD	Lead	Copper	PEX	Not Replaced	2019-07-30		No		ND	2019-07-31	2019-08-12												
5058545	B05_02_A	B05_02_A	314	MAPLE TER	Lead	Lead	PEX	Copper	2019-07-30	2019-07-30	No		ND	2019-07-31	2019-08-12												
5072262	B08_06_B	B08_06_B	2439	PERRYSVILLE AVE	Lead	Lead	PEX	Copper	2019-07-31	2019-07-31	No		2.07	2019-08-01	2019-08-12												
5042735	B07_05_A	B07_05_A	2538-2540	BEECHWOOD BLVD	Lead	Lead	PEX	Copper	2019-07-31	2019-07-31	No		ND	2020-05-17	2020-05-27												
5071373	B08_06_B	B08_06_B	112	LAFAYETTE AVE	Lead	Lead	PEX	Copper	2019-07-31	2019-07-31	No		ND	2019-08-30	2019-09-16												
5005946	CEP	CEP	618	MORGAN ST	Lead	Lead	PEX																				

Post-Construction Replacement Sample Results (All) Report as of October 31, 2023

Location Id	Work Order Public	Work Order Private	House	Street	Site Verification Public	Site Verification Private	Replaced Material Public	Replaced Material Private	Replacement Date Public	Replacement Date Private	Is Partial	Emergency	Lab Result_p pb1	Dt Collected1	Dt Result Recfrom Lab1	Lab Result_p pb2	Dt Collected2	Dt Result Recfrom Lab2	Lab Result_p pb3	Dt Collected3	Dt Result Recfrom Lab3	Lab Result_p pb4	Dt Collected4	Dt Result Recfrom Lab4	Lab Result_p pb5	Dt Collected5	Dt Result Recfrom Lab5
5038993	B07_05_A	B07_05_A	2546	BEECHWOOD BLVD	Lead	Lead	PEX	Copper	2019-08-05	2019-08-05	No		1.08	2019-10-23	2019-11-04												
5042659	B07_05_A	B07_05_A	6360	PHILLIPS AVE	Lead	Copper	PEX	Not Replaced	2019-08-05		No		ND	2020-01-16	2020-01-29												
5038515	B07_05_A	B07_05_A	6347	WALDRON ST	Lead	Lead	PEX	Copper	2019-08-05	2019-08-05	No		ND	2019-08-07	2019-08-26												
5058547	B05_02_A	B05_02_A	324	MAPLE TER	Lead	Lead	PEX	Copper	2019-08-05	2019-08-05	No		4.9	2019-08-07	2019-09-03												
5038539	B07_05_A	B07_05_A	6338	PHILLIPS AVE	Lead	Copper	PEX	Not Replaced	2019-08-05		No		10.8	2019-08-06	2019-08-12												
5072589	B08_06_B	B08_06_B	217	W BURGESS ST	Lead	Copper	PEX	Not Replaced	2019-08-05		No		1.86	2019-08-08	2019-08-18												
5072575	B08_06_B	B08_06_B	222	W BURGESS ST	Lead	Lead	PEX	Copper	2019-08-05	2019-08-05	No		ND	2019-08-08	2019-08-26												
5071790	B08_06_B	B08_06_B	538	CHESTER AVE	Lead	Lead	PEX	Copper	2019-08-06	2019-08-06	No		5.92	2019-08-08	2019-08-26												
5058427	B05_02_A	B05_02_A	342	GRACE ST	Lead	Copper	PEX	Not Replaced	2019-08-06		No		1.7	2019-08-22	2019-09-03												
5058576	B05_02_A	B05_02_A	315	MAPLE TER	Lead	Lead	PEX	Copper	2019-08-06	2019-08-06	No		ND	2019-08-12	2019-08-18												
5032712	B04_09_B	B04_09_B	7149	HERMITAGE ST	Lead	Lead	PEX	Copper	2019-08-06	2019-08-06	No		ND	2019-09-16	2019-09-24												
5038523	B07_05_A	B07_05_A	6327	WALDRON ST	Lead	Lead	PEX	Copper	2019-08-06	2019-08-06	No		4.18	2019-08-14	2019-08-26												
5038506	B07_05_A	B07_05_A	6324	WALDRON ST	Lead	Lead	PEX	Copper	2019-08-06	2019-08-06	No		8.48	2019-08-07	2019-08-12												
5071789	B08_06_B	B08_06_B	536	CHESTER AVE	Lead	Lead	PEX	Copper	2019-08-06	2019-08-06	No		1.68	2019-08-07	2019-08-18												
5072580	B08_06_B	B08_06_B	234	W BURGESS ST	Lead	Lead	PEX	Copper	2019-08-06	2019-08-06	No		ND	2019-08-09	2019-08-18												
5058425	B05_02_A	B05_02_A	348	GRACE ST	Lead	PEX	PEX	Not Replaced	2019-08-06		No		ND	2019-08-22	2019-09-03												
5058551	B05_02_A	B05_02_A	340	MAPLE TER	Lead	Copper	PEX	Not Replaced	2019-08-06		No		ND	2019-09-27	2019-10-08												
5042738	B07_05_A	B07_05_A	2542	BEECHWOOD BLVD	Lead	Lead	PEX	Copper	2019-08-07	2019-08-07	No		40.8	2019-08-16	2019-08-26												
5058631	B05_02_A	B05_02_A	110	NATCHEZ ST	Lead	Lead	PEX	Copper	2019-08-07	2019-08-07	No		1.96	2019-08-09	2019-08-18												
5042741	B07_05_A	B07_05_A	2557	BEECHWOOD BLVD	Lead	Copper	PEX	Not Replaced	2019-08-07		No		3.77	2019-08-08	2019-08-18												
5058550	B05_02_A	B05_02_A	334	MAPLE TER	Lead	Lead	PEX	Copper	2019-08-07	2019-08-07	No		2.63	2019-08-21	2019-09-03												
5071807	B08_06_B	B08_06_B	20	RUSSELL ST	Lead	Lead	PEX	Copper	2019-08-07	2019-08-07	No		ND	2019-08-09	2019-08-18												
5038516	B07_05_A	B07_05_A	6345	WALDRON ST	Lead	Lead	PEX	Copper	2019-08-07	2019-08-07	No		1.93	2019-08-08	2019-08-18												
5072536	B08_06_B	B08_06_B	311	W BURGESS ST	Lead	Copper	PEX	Not Replaced	2019-08-07		No		1.02	2019-08-09	2019-08-26	ND	2019-08-10	2019-08-18									
5058608	B05_02_A	B05_02_A	19	NATCHEZ ST	Lead	Copper	PEX	Not Replaced	2019-08-07		No		ND	2019-08-13	2019-09-03												
5071305	B08_06_B	B08_06_B	2143	PERRYSVILLE AVE	Lead	Lead	PEX	Copper	2019-08-07	2019-08-07	No		93.7	2019-08-07	2019-08-18	18.2	2019-08-23	2019-09-09	1.02	2019-11-08	2019-11-18						
5032798	B04_09_B	B04_09_B	7319	UPLAND ST	Lead	Copper	PEX	Not Replaced	2019-08-07		No		19.1	2019-08-14	2019-09-03	1.33	2020-01-30	2020-02-17									
5058483	B05_02_A	B05_02_A	313	GRACE ST	Lead	Lead	PEX	Not Replaced	2019-08-08		Yes		5.85	2019-11-18	2019-11-26												
5071808	B08_06_B	B08_06_B	26	RUSSELL ST	Lead	Lead	PEX	Copper	2019-08-08	2019-08-08	No		17.8	2019-08-15	2019-08-26												
5032991	B04_09_B	B04_09_B	7208	KEDRON ST	Lead	Lead	PEX	Copper	2019-08-08	2019-08-08	No		1.17	2019-08-09	2019-08-18												
5058640	B05_02_A	B05_02_A	22	NATCHEZ ST	Lead	Lead	PEX	Copper	2019-08-08	2019-08-08	No		18.3	2019-08-09	2019-08-18	ND	2020-02-24	2020-03-02									
5042715	B07_05_A	B07_05_A	2464	BEECHWOOD BLVD	Lead	Lead	PEX	Copper	2019-08-08	2019-08-08	No		ND	2019-08-14	2019-08-26	ND	2020-01-06	2020-01-22									
5058410	B05_02_A	B05_02_A	418	GRACE ST	Lead	Lead	PEX	Copper	2019-08-08	2019-08-08	No		1.15	2019-08-10	2019-08-18												
5058449	B05_02_A	B05_02_A	419	GRACE ST	Lead	Copper	PEX	Not Replaced	2019-08-08		No		1.59	2019-08-08	2019-08-18												
5033380	B04_09_B	B04_09_B	7328	RACE ST	Lead	Copper	PEX	Not Replaced	2019-08-09		No		1.15	2019-10-02	2019-10-21												
5038957	B07_05_A	B07_05_A	2300	TILBURY AVE	Lead	Copper	PEX	Not Replaced	2019-08-09		No		4.55	2019-08-10	2019-08-18												
5042726	B07_05_A	B07_05_A	2508	BEECHWOOD BLVD	Lead	Lead	PEX	Copper	2019-08-09	2019-08-09	No		3.18	2019-08-10	2019-08-26												
5072618	B08_06_B	B08_06_B	202	CHESTER AVE	Lead	Lead	PEX	Copper	2019-08-09	2019-08-09	No		2.88	2019-08-10	2019-08-26												
5053297	Urgent Water	Urgent Water	118	S 16TH ST	Lead	Lead	PEX	Copper	2019-08-10	2019-08-13	No	Emergency	4.01	2019-08-14	2019-08-26												
5038502	B07_05_A	B07_05_A	6312	WALDRON ST	Lead	Lead	PEX	Copper	2019-08-12	2019-08-12	No		4.44	2019-08-13	2019-08-26												
5072515	B08_06_B	B08_06_B	2230	HOLYOKE ST	Lead	Lead	PEX	Copper	2019-08-12	2019-08-12	No		2.8	2019-08-13	2019-08-26												
5058259	B05_02_A	B05_02_A	228	MAPLE TER	Lead	Lead	PEX	Copper	2019-08-12	2019-08-12	No		ND	2019-08-13	2019-08-26												
5058639	B05_02_A	B05_02_A	122	NATCHEZ ST	Lead	Lead	PEX	Not Replaced	2019-08-12		Yes		109	2019-08-13	2019-09-03	10.7	2019-08-29	2019-09-16									
5038476	B07_05_A	B07_05_A	2268	TILBURY AVE	Lead	Lead	PEX	Copper	2019-08-12	2019-08-12	No		23.1	2019-08-13	2019-09-03	1.86	2020-01-28	2020-02-17									
5058638	B05_02_A	B05_02_A	120	NATCHEZ ST	Lead	Lead	PEX	Copper	2019-08-12	2019-08-12	No		1.74	2019-08-13	2019-08-26												
5042727	B07_05_A	B07_05_A	2510	BEECHWOOD BLVD	Lead	Lead	PEX	Copper	2019-08-12	2019-08-12	No		2.77	2019-08-14	2019-09-03												
5033034	B04_09_B	B04_09_B	7150	MONTICELLO ST	Lead	Lead	PEX	Copper	2019-08-12	2019-08-12	No		1.22	2019-08-26	2019-09-09												
5038477	B07_05_A	B07_05_A	2272	TILBURY AVE	Lead	Lead	PEX	Copper	2019-08-12	2019-08-12	No		3.74	2019-08-14	2019-08-26												
5058585	B05_02_A	B05_02_A	347	MAPLE TER	Lead	Lead	PEX	Not Replaced	2019-08-12		Yes		50.4	2019-08-14	2019-08-26	41	2019-11-12	2019-11-26	3.53	2020-02-09	2020-02-24						
5072553	B08_06_B	B08_06_B	319	ELSDON ST	Lead	Lead	PEX	Copper	2019-08-12	2019-08-12	No		1.15	2019-08-16	2019-08-26												
5072557	B08_06_B	B08_06_B	318	ELSDON ST	Lead	Lead	PEX	Copper	2019-08-12	2019-08-12	No		18.6	2019-10-08	2019-10-15												
5028077	CEP	CEP	1311	HEBERTON ST	Lead	Lead	PEX	Copper	2019-08-12	2019-08-14	No		1.04	2019-08-20	2019-08-26												
5013978	CEP	CEP	4772	SCIOTA ST	Lead	Lead	PEX	Copper	2019-08-12	2019-08-12	No		25.4	2019-08-14	2019-09-03	1.76	2020-01-30	2020-02-03									
5038499	B07_05_A	B07_05_A	2265	TILBURY AVE	Lead	Lead	PEX	Copper	2019-08-13	2019-08-13	No		8.23	2019-08-13	2019-08-26												
5033396	B04_09_B	B04_09_B	7233	IDLEWILD ST	Lead	Lead	PEX	Copper	2019-08-13	2019-08-13	No		19	2019-08-14	2019-08-26	ND	2020-01-28	2020-02-03									
5058298	B05_02_A	B05_02_A	126	MAPLE TER	Lead	Lead	PEX	Copper	2019-08-13	2019-08-13	No		1.04	2019-08-15	2019-09-03												
5073071	CEP	CEP	2104	ROCKLEDGE ST	Lead	Lead	PEX	Copper	2019-08-13	2019-08-13	No		15.3	2019-08-14	2019-08-26												
5058641	B05_02_A	B05_02_A	24	NATCHEZ ST	Lead	Lead	PEX	Copper	2019-08-13	2019-08-13	No		14	2019-08-14	2019-08-26												
5033073	B04_09_B	B04_09_B																									

Post-Construction Replacement Sample Results (All) Report as of October 31, 2023

Location Id	Work Order Public	Work Order Private	House	Street	Site Verification Public	Site Verification Private	Replaced Material Public	Replaced Material Private	Replacement Date Public	Replacement Date Private	Is Partial	Emergency	Lab Result_p pb1	Dt Collected1	Dt Result Recrform Lab1	Lab Result_p pb2	Dt Collected2	Dt Result Recrform Lab2	Lab Result_p pb3	Dt Collected3	Dt Result Recrform Lab3	Lab Result_p pb4	Dt Collected4	Dt Result Recrform Lab4	Lab Result_p pb5	Dt Collected5	Dt Result Recrform Lab5
5039308	B07_05 A	B07_05 A	6443	FORWARD AVE	Lead	Lead	PEX	Copper	2019-08-19	2019-08-19	No		1.59	2019-10-30	2019-11-04	1.46	2019-11-07	2019-11-18									
5071290	B08_06 B	B08_06 B	1965	PERRYSVILLE AVE	Lead	Copper	PEX	Not Replaced	2019-08-19		No		ND	2019-08-20	2019-09-03												
5061230	B05_02 A	B05_02 A	535	SOUTHERN AVE	Lead	Copper	PEX	Not Replaced	2019-08-19		No		2.38	2019-08-20	2019-09-03												
5032325	B04_09 B	B04_09 B	7045	KELLY ST	Lead	Lead	PEX	Copper	2019-08-20	2019-08-20	No		3.92	2019-10-09	2019-10-15												
5020734	Ops	Urgent LSLR	5565	CAMELIA ST	Lead	Lead Tailpiece	PEX	Copper Tailpiece	2019-08-20	2019-08-27	No	Emergency	1.09	2019-08-29	2019-09-16												
5038974	B07_05 A	B07_05 A	2313	TILBURY AVE	Lead	Copper	PEX	Not Replaced	2019-08-20		No		ND	2019-08-21	2019-09-03												
5058278	B05_02 A	B05_02 A	231	W SYCAMORE ST	Lead	Copper	PEX	Not Replaced	2019-08-20		No		ND	2019-08-22	2019-09-09												
5039306	B07_05 A	B07_05 A	6437	FORWARD AVE	Lead	Lead	PEX	Copper	2019-08-20	2019-08-20	No		4.09	2019-09-14	2019-09-24												
5061164	B05_02 A	B05_02 A	258	SOUTHERN AVE	Lead	Lead	PEX	Copper	2019-08-20	2019-08-20	No		ND	2019-08-30	2019-09-30												
5038986	B07_05 A	B07_05 A	6435	NICHOLSON ST	Lead	Lead	PEX	Copper	2019-08-20	2019-08-20	No		3.79	2019-08-21	2019-09-03												
5038985	B07_05 A	B07_05 A	6433	NICHOLSON ST	Lead	Lead	PEX	Copper	2019-08-20	2019-08-20	No		1.45	2019-08-21	2019-09-03												
5071262	B08_06 B	B08_06 B	232	LANGLEY AVE	Lead	Lead	PEX	Copper	2019-08-20	2019-08-20	No		1.27	2019-08-20	2019-09-03												
5033721	B04_09 B	B04_09 B	7235	FORMOSA WAY	Lead	Lead Tailpiece	PEX	Copper Tailpiece	2019-08-20	2019-08-20	No		6.82	2019-08-20	2019-09-16												
5033722	B04_09 B	B04_09 B	7237	FORMOSA WAY	Lead	Lead Tailpiece	PEX	Copper Tailpiece	2019-08-20	2019-08-20	No		ND	2019-08-20	2019-09-09												
5071289	B08_06 B	B08_06 B	1961	PERRYSVILLE AVE	Lead	Copper	PEX	Not Replaced	2019-08-20		No		ND	2019-09-16	2019-09-24												
5052299	CEP	CEP	2300	ECCLES ST	Lead	Lead	PEX	Copper	2019-08-20	2019-08-20	No		ND	2019-08-21	2019-09-03												
5071295	B08_06 B	B08_06 B	528	MCCLINTOCK AVE	Lead	Lead	PEX	Copper	2019-08-20	2019-08-21	No		1.31	2019-08-22	2019-09-03												
5034807	Ops		232	GLADSTONE RD	Lead	PEX	PEX	Not Replaced	2019-08-20		No	Emergency	1.31	2019-08-26	2019-09-03												
5061231	B05_02 A	B05_02 A	533	SOUTHERN AVE	Lead	Copper	PEX	Not Replaced	2019-08-20		No		1.1	2019-08-21	2019-09-16												
5051332	Ops		2712	SARAH ST	Lead	Copper	PEX	Not Replaced	2019-08-21		No	Emergency	42.1	2019-08-24	2019-09-03	ND	2020-03-16	2020-03-30									
5039299	B07_05 A	B07_05 A	6404-6406	FORWARD AVE	Lead	Lead	PEX	Copper	2019-08-21	2019-08-21	No		3.81	2019-08-21	2019-09-03	ND	2019-09-30	2019-10-08									
5032320	B04_09 B	B04_09 B	7035	KELLY ST REAR	Lead	Copper	PEX	Not Replaced	2019-08-21		No		ND	2019-08-23	2019-09-16												
5071263	B08_06 B	B08_06 B	236	LANGLEY AVE	Lead	Lead	PEX	Copper	2019-08-21	2019-08-21	No		ND	2019-08-23	2019-09-03												
5038981	B07_05 A	B07_05 A	6417	NICHOLSON ST	Lead	Lead	PEX	Copper	2019-08-21	2019-08-21	No		1.21	2019-08-21	2019-09-03												
5033887	B04_09 B	B04_09 B	7366	HAMILTON AVE	Lead	Lead Tailpiece	PEX	Copper Tailpiece	2019-08-21	2019-08-21	No		ND	2019-08-22	2019-09-03												
5061369	B05_02 A	B05_02 A	245	PAUL ST	Lead	Lead	PEX	Copper	2019-08-21	2019-08-21	No		8.96	2020-01-16	2020-01-29												
5033278	B04_09 B	B04_09 B	7309	MONTICELLO ST	Lead	Lead	PEX	Copper	2019-08-21	2019-08-21	No		1.29	2019-10-06	2019-10-29												
5039000	B07_05 A	B07_05 A	2329	TILBURY AVE	Lead	Lead	PEX	Copper	2019-08-21	2019-08-21	No		ND	2019-08-24	2019-09-03												
5042719	B07_05 A	B07_05 A	6445	NICHOLSON ST	Lead	Lead	PEX	Copper	2019-08-21	2019-08-21	No		ND	2019-10-27	2019-11-04												
5059408	B05_02 A	B05_02 A	142	SOUTHERN AVE	Lead	Lead	PEX	Copper	2019-08-21	2019-08-22	No		ND	2019-09-18	2019-09-24												
5039001	B07_05 A	B07_05 A	2331	TILBURY AVE	Lead	Lead	PEX	Copper	2019-08-22	2019-08-22	No		35.3	2019-08-24	2019-09-03	1.07	2020-02-03	2020-02-17									
5038829	B07_05 A	B07_05 A	6320	FORWARD AVE	Lead	Lead	PEX	Copper	2019-08-22	2019-08-22	No		ND	2020-01-01	2020-01-08												
5039006	B07_05 A	B07_05 A	2345-2347	TILBURY AVE	Lead	Lead	PEX	Copper	2019-08-22	2019-08-22	No		ND	2019-08-26	2019-09-09												
5059407	B05_02 A	B05_02 A	144	SOUTHERN AVE	Lead	Lead	PEX	Copper	2019-08-22	2019-08-22	No		23.8	2019-08-24	2019-09-03												
5008759	Herron Ave Relay	Herron Ave Relay	1018	HERRON AVE	Lead	Lead	PEX	Copper	2019-08-22	2019-08-22	No		ND	2019-08-23	2019-09-09												
5034140	B04_09 B	B04_09 B	7518	TIOGA ST	Lead	Lead	PEX	Copper	2019-08-22	2019-08-22	No		7.52	2019-10-07	2019-10-15												
5071240	B08_06 B	B08_06 B	2015	DRUM ST	Lead	Lead	PEX	Copper	2019-08-22	2019-08-22	No		3.96	2019-08-23	2019-09-09												
5047701	CEP	CEP	138	HAZELWOOD AVE	Lead	Lead	PEX	Copper	2019-08-22	2019-08-22	No		2	2019-12-09	2020-01-10												
5059442	B05_02 A	B05_02 A	141	SOUTHERN AVE	Lead	Copper	PEX	Not Replaced	2019-08-22		No		1.23	2019-08-25	2019-09-03												
5061378	B05_02 A	B05_02 A	225	PAUL ST	Lead	Lead Tailpiece	PEX	Copper Tailpiece	2019-08-22	2019-08-22	No		10.7	2019-08-23	2019-09-03												
5061368	B05_02 A	B05_02 A	249	PAUL ST	Lead	Lead	PEX	Copper	2019-08-22	2019-08-22	No		1.22	2019-11-06	2019-11-18												
5039002	B07_05 A	B07_05 A	2333	TILBURY AVE	Lead	Lead	PEX	Copper	2019-08-22	2019-08-22	No		164	2019-08-23	2019-09-03	ND	2022-12-09	2022-12-19									
5039023	B07_05 A	B07_05 A	6338	FORWARD AVE	Lead	Lead	PEX	Copper	2019-08-23	2019-08-23	No		1.3	2019-09-18	2019-09-30												
5008761	Herron Ave Relay	Herron Ave Relay	1022	HERRON AVE	Lead	Lead	PEX	Copper	2019-08-23	2019-08-23	No		7	2019-08-24	2019-09-20												
5071260	B08_06 B	B08_06 B	228	LANGLEY AVE	Lead	Lead	PEX	Copper	2019-08-23	2019-08-23	No		ND	2019-12-02	2020-01-10												
5033886	B04_09 B	B04_09 B	7364	HAMILTON AVE	Lead	Lead	PEX	Copper	2019-08-23	2019-08-23	No		ND	2019-09-29	2019-10-08												
5061376	B05_02 A	B05_02 A	229	PAUL ST	Lead	Lead	PEX	Copper	2019-08-26	2019-08-26	No		ND	2019-08-28	2019-09-09												
5059403	B05_02 A	B05_02 A	154	SOUTHERN AVE	Lead	Lead	PEX	Copper	2019-08-26	2019-08-26	No		ND	2019-08-27	2019-09-09												
5042729	B07_05 A	B07_05 A	2514	BEECHWOOD BLVD	Lead	Lead	PEX	Copper	2019-08-26	2019-08-26	No		1.31	2019-08-29	2019-09-09	2.36	2019-09-04	2019-09-24									
5033839	B04_09 B	B04_09 B	563	RICHLAND LN	Lead	Lead	PEX	Copper	2019-08-26	2019-08-26	No		9.14	2019-08-27	2019-09-09												
5008757	Herron Ave Relay	Herron Ave Relay	1014	HERRON AVE	Lead	Lead	PEX	Copper	2019-08-26	2019-08-26	No		18	2019-08-26	2019-09-20												
5071264	B08_06 B	B08_06 B	238	LANGLEY AVE	Lead	Lead	PEX	Copper	2019-08-26	2019-08-26	No		1.3	2019-10-15	2019-10-21												
5069990	B08_06 B	B08_06 B	533	MCCLINTOCK AVE	Lead	Lead	PEX	Copper	2019-08-26	2019-08-26	No		ND	2019-08-30	2019-09-09												
5038971	B07_05 A	B07_05 A	2305	TILBURY AVE	Lead	Lead	PEX	Copper	2019-08-26	2019-08-26	No		18.3	2019-08-27	2019-09-09	1.94	2020-03-28	2020-04-06									
5059086	B05_02 A	B05_02 A	125	SOUTHERN AVE	Lead	Lead	PEX	Copper	2019-08-26	2019-08-26	No		2.42	2019-08-27	2019-09-09												
5025253	Ops	Urgent LSLR	1142	PORTLAND ST	Lead	Lead	PEX	Copper	2019-08-27	2019-08-31	No	Emergency	ND	2019-11-24	2019-12-31												
5069824	B08_06 B	B08_06 B	35	OVERLOOK ST	Lead	Copper	PEX	Not Replaced	2019-08-27		No		26.7	2019-09-04	2019-09-16												
5061360	B05_02 A	B05_02 A	240	PAUL ST	Lead	Lead	PEX	Copper	2019-08-27	2019-08-27	No		3.73	2019-09-16	2019-09-24												
5070011	B08_06 B	B08_06 B	543	NORMAN ST	Lead	Copper	PEX	Not Replaced	2019-08-27		No		ND	2019-08-28	2019-												

Post-Construction Replacement Sample Results (All) Report as of October 31, 2023

Location Id	Work Order Public	Work Order Private	House	Street	Site Verification Public	Site Verification Private	Replaced Material Public	Replaced Material Private	Replacement Date Public	Replacement Date Private	Is Partial	Emergency	Lab Result_p pb1	Dt Collected1	Dt Result Recfrom Lab1	Lab Result_p pb2	Dt Collected2	Dt Result Recfrom Lab2	Lab Result_p pb3	Dt Collected3	Dt Result Recfrom Lab3	Lab Result_p pb4	Dt Collected4	Dt Result Recfrom Lab4	Lab Result_p pb5	Dt Collected5	Dt Result Recfrom Lab5
5059118	B05_02_A	B05_02_A	15	GREENBUSH ST	Lead	Lead	PEX	Copper	2019-09-16	2019-09-16	No		1.53	2019-09-17	2019-09-24												
5080246	CEP	CEP	3967	MCCLURE AVE	Lead	Lead	PEX	Copper	2019-09-16	2019-09-16	No		17.3	2019-09-17	2019-09-24	3.56	2020-02-12	2020-02-24									
5039293	B07_05_A	B07_05_A	2619	TILBURY AVE	Lead	Lead	PEX	Copper	2019-09-16	2019-09-16	No		4.91	2019-09-17	2019-09-24												
5061402	B05_02_A	B05_02_A	243	ALBERT ST	Lead	Lead	PEX	Copper	2019-09-16	2019-09-16	No		1.45	2019-09-20	2019-09-30												
5039294	B07_05_A	B07_05_A	2617	TILBURY AVE	Lead	Lead	PEX	Copper	2019-09-17	2019-09-17	No		ND	2019-09-20	2019-09-30												
5039253	B07_05_A	B07_05_A	6373	MORROWFIELD AVE	Lead	Lead	PEX	Copper	2019-09-17	2019-09-17	No		2.72	2019-09-23	2019-09-30												
5054136	Fox Way Water Relay	Fox Way Water Relay	1908	FOX WAY	Lead	Lead	PEX	Copper	2019-09-17	2019-09-17	No		1.24	2019-11-23	2019-12-03												
5039292	B07_05_A	B07_05_A	2621	TILBURY AVE	Lead	Lead	PEX	Copper	2019-09-17	2019-09-17	No		ND	2019-09-24	2019-10-08												
5038441	B07_05_A	B07_05_A	2276	SHADY AVE	Lead	Lead	PEX	Copper	2019-09-17	2019-09-17	No		2.18	2019-09-18	2019-09-30												
5065357	B08_06_B	B08_06_B	1203	ISLAND AVE	Lead	Lead	PEX	Copper	2019-09-17	2019-09-17	No		1.98	2019-11-09	2019-11-18												
5061387	B05_02_A	B05_02_A	218	ALBERT ST	Lead	Copper	PEX	Not Replaced	2019-09-17		No		ND	2019-09-19	2019-09-30												
5041048	CEP	CEP	525	GETTYSBURG ST	Lead	Lead	PEX	Copper	2019-09-17	2019-09-23	No		1.12	2019-11-10	2019-11-18												
5039520	B07_05_A	B07_05_A	6244	MONITOR ST	Lead	Copper	PEX	Not Replaced	2019-09-18		No		1.84	2019-09-19	2019-09-30												
5039283	B07_05_A	B07_05_A	2760	BEECHWOOD BLVD	Lead	Lead	PEX	Copper	2019-09-18	2019-09-18	No		ND	2019-09-19	2019-09-30												
5039210	B07_05_A	B07_05_A	6321	ALDERSON ST	Lead	Lead	PEX	Copper	2019-09-18	2019-09-18	No		5.38	2019-09-19	2019-09-30												
5039519	B07_05_A	B07_05_A	6240	MONITOR ST	Lead	Lead	PEX	Copper	2019-09-18	2019-09-18	No		6.79	2019-09-26	2019-10-08												
5054124	Fox Way Water Relay	Fox Way Water Relay	1907	FOX WAY	Lead	Lead	PEX	Copper	2019-09-18	2019-09-18	No		1.35	2019-09-19	2019-09-30												
5039186	B07_05_A	B07_05_A	6343	MORROWFIELD AVE	Lead	Lead	PEX	Copper	2019-09-18	2019-09-20	No		6.38	2019-11-05	2019-11-11												
5004439	CEP	CEP	509	CATO ST	Lead	Lead	PEX	Copper	2019-09-18	2019-09-18	No		9.95	2019-09-19	2019-09-30												
5059082	B05_02_A	B05_02_A	329	SOUTHERN AVE	Lead	Lead	PEX	Copper	2019-09-18	2019-09-18	No		13	2019-09-18	2019-09-30	ND	2020-04-16	2020-04-27									
5069886	B08_06_B	B08_06_B	824	CALIFORNIA AVE	Lead	Lead	PEX	Copper	2019-09-18	2019-09-18	No		1.9	2019-09-20	2019-09-30												
5029779	Ops	Urgent LSLR	6515	SHETLAND AVE	Lead	Lead	PEX	Copper	2019-09-19	2019-09-25	No	Emergency	ND	2019-10-01	2019-10-08												
5061395	B05_02_A	B05_02_A	242	ALBERT ST	Lead	Lead	PEX	Copper	2019-09-19	2019-09-19	No		21.1	2019-09-20	2019-09-30	ND	2020-02-01	2020-02-17									
5059076	B05_02_A	B05_02_A	97	SOUTHERN AVE	Lead	Lead	PEX	Copper	2019-09-19	2019-09-19	No		2.81	2019-09-20	2019-09-30												
5064358	B08_06_B	B08_06_B	1239	SUCCESS ST	Lead	Lead	PEX	Copper	2019-09-19	2019-09-19	No		1.07	2019-09-24	2019-09-30												
5038436	B07_05_A	B07_05_A	2260	SHADY AVE	Lead	Lead	PEX	Copper	2019-09-19	2019-09-19	No		2.78	2019-09-20	2019-09-30												
5069866	B08_06_B	B08_06_B	855	KIRKBRIDE ST	Lead	Copper	PEX	Not Replaced	2019-09-19		No		3.42	2019-10-01	2019-10-08												
5039255	B07_05_A	B07_05_A	6367	MORROWFIELD AVE	Lead	Lead	PEX	Copper	2019-09-19	2019-09-19	No		1.86	2019-09-24	2019-10-08												
5064359	B08_06_B	B08_06_B	1237	SUCCESS ST	Lead	Lead	PEX	Copper	2019-09-19	2019-09-19	No		ND	2019-09-23	2019-09-30												
5039284	B07_05_A	B07_05_A	2709	TILBURY AVE	Lead	Lead	PEX	Copper	2019-09-19	2019-09-19	No		ND	2019-09-20	2019-09-30												
5061398	B05_02_A	B05_02_A	48	ALBERT ST	Lead	Copper	PEX	Not Replaced	2019-09-19		No		ND	2019-09-20	2019-09-30	9.06	2019-09-21	2019-10-08									
5061282	B05_02_A	B05_02_A	535	GRIFFIN ST	Lead	Lead	PEX	Copper	2019-09-19	2019-09-19	No		5.55	2019-09-20	2019-09-30												
5058977	B05_02_A	B05_02_A	106	SOUTHERN AVE	Lead	Copper	PEX	Not Replaced	2019-09-19		No		2.82	2019-09-24	2019-10-08												
5039285	B07_05_A	B07_05_A	2713-2715	TILBURY AVE	Lead	Lead	PEX	Copper	2019-09-19	2019-09-19	No		2.86	2019-09-20	2019-09-30												
5039290	B07_05_A	B07_05_A	2625	TILBURY AVE	Lead	Lead	PEX	Copper	2019-09-20	2019-09-20	No		5.18	2019-10-06	2019-10-15												
5038941	B07_05_A	B07_05_A	2316	SHADY AVE	Lead	Lead	PEX	Copper	2019-09-20	2019-09-20	No		1.62	2019-10-29	2019-11-04												
5069867	B08_06_B	B08_06_B	847	KIRKBRIDE ST	Lead	Lead	PEX	Copper	2019-09-20	2019-09-20	No		ND	2019-09-21	2019-10-08												
5042913	B07_05_A	B07_05_A	2737	MOUNT ROYAL RD	Lead	Lead Tailpiece	PEX	Copper Tailpiece	2019-09-20	2019-09-20	No		4.55	2019-09-22	2019-09-30												
5017491	CEP	CEP	4012	MINTWOOD ST	Lead	Lead	PEX	Copper	2019-09-20	2019-09-20	No		1.1	2019-11-12	2019-11-18												
5025126	CEP	CEP	1037	KING AVE	Lead	Lead	PEX	Copper	2019-09-20	2019-09-20	No		11.2	2019-09-21	2019-09-30	ND	2020-02-12	2020-02-17									
5069856	B08_06_B	B08_06_B	929	KIRKBRIDE ST	Lead	Lead	PEX	Copper	2019-09-23	2019-09-23	No		4.81	2019-09-28	2019-10-08												
5038947	B07_05_A	B07_05_A	2311	SHADY AVE	Lead	Lead	PEX	Copper	2019-09-23	2019-09-23	No		4.69	2019-09-24	2019-09-30												
5061249	B05_02_A	B05_02_A	524	GRIFFIN ST	Lead	Lead	PEX	Copper	2019-09-23	2019-09-23	No		3	2019-11-21	2019-12-31												
5039247	B07_05_A	B07_05_A	2708	TILBURY AVE	Lead	Lead	PEX	Copper	2019-09-23	2019-09-23	No		ND	2019-12-19	2020-01-10												
5039512	B07_05_A	B07_05_A	6237	MONITOR ST	Lead	Lead	PEX	Copper	2019-09-23	2019-09-23	No		13.3	2019-09-25	2019-09-30	5.59	2020-01-27	2020-02-03									
5061437	B05_02_A	B05_02_A	57	ALBERT ST	Lead	Copper	PEX	Not Replaced	2019-09-23		No		8.33	2019-09-26	2019-09-30												
5065340	B08_06_B	B08_06_B	1210	COLFAX ST	Lead	Lead	PEX	Copper	2019-09-23	2019-09-23	No		3.61	2019-09-27	2019-10-21												
5039257	B07_05_A	B07_05_A	6380	MORROWFIELD AVE	Lead	Lead	PEX	Copper	2019-09-23	2019-09-23	No		10.3	2019-09-25	2019-09-30	5.92	2020-01-26	2020-02-03									
5064661	B08_06_B	B08_06_B	1904	ST IVES ST	Lead	Lead	PEX	Copper	2019-09-23	2019-09-23	No		4.45	2019-09-23	2019-10-15												
5064372	B08_06_B	B08_06_B	1206	MARVISTA ST	Lead	Lead	PEX	Copper	2019-09-23	2019-09-23	No		5.69	2019-09-25	2019-09-30												
5061138	B05_02_A	B05_02_A	18	SIMMS ST	Lead	Lead	PEX	Copper	2019-09-23	2019-09-23	No		1.81	2019-09-25	2019-10-08												
5031650	CEP	CEP	606	RUGBY ST	Lead	Lead	PEX	Copper	2019-09-23	2019-09-23	No		8.26	2019-09-25	2019-09-30												
5039245	B07_05_A	B07_05_A	2702	TILBURY AVE	Lead	Lead Tailpiece	PEX	Copper Tailpiece	2019-09-24	2019-09-24	No		2.92	2019-09-26	2019-09-30												
5065342	B08_06_B	B08_06_B	1214	COLFAX ST	Lead	Copper	PEX	Not Replaced	2019-09-24		No		3.73	2019-09-26	2019-09-30												
5070002	B08_06_B	B08_06_B	555	NORMAN ST	Lead	Copper	PEX	Not Replaced	2019-09-24		No		ND	2019-09-26	2019-09-30												
5070003	B08_06_B	B08_06_B	553	NORMAN ST	Lead	Lead Tailpiece	PEX	Copper Tailpiece	2019-09-24	2019-09-24	No		7.11	2019-09-25	2019-10-08												
5061182	B05_02_A	B05_02_A	405	SIMMS ST	Lead	Lead	PEX	Copper	2019-09-24	2019-09-24	No		ND	2019-09-27	2019-10-08												
5059077	B05_02_A	B05_02_A	99	SOUTHERN AVE	Lead	Lead	PEX	Copper	2019-09-24	2019-09-24	No		ND	2019-10-28	2019-11-26												
5061513	B05_02_A	B05_02_A	348	ALBERT ST	Lead	Lead	PEX	Copper	2019-09-24																		

Post-Construction Replacement Sample Results (All) Report as of October 31, 2023

Location Id	Work Order Public	Work Order Private	House	Street	Site Verification Public	Site Verification Private	Replaced Material Public	Replaced Material Private	Replacement Date Public	Replacement Date Private	Is Partial	Emergency	Lab Result_p pb1	Dt Collected1	Dt Result Recfrom Lab1	Lab Result_p pb2	Dt Collected2	Dt Result Recfrom Lab2	Lab Result_p pb3	Dt Collected3	Dt Result Recfrom Lab3	Lab Result_p pb4	Dt Collected4	Dt Result Recfrom Lab4	Lab Result_p pb5	Dt Collected5	Dt Result Recfrom Lab5
5071662	B08_06_B	B08_06_B	867	MARSHALL AVE	Lead	Lead	PEX	Copper	2019-10-01	2019-10-01	No		2.79	2019-10-02	2019-10-08												
5059470	B05_02_A	B05_02_A	5	DE WITT ST	Lead	Lead	PEX	Copper	2019-10-01	2019-10-01	No		8.69	2019-10-02	2019-10-08												
5064368	B08_06_B	B08_06_B	1120	MARVISTA ST	Lead	Lead	PEX	Copper	2019-10-01	2019-10-01	No		4.38	2020-11-24	2020-12-08												
5071646	B08_06_B	B08_06_B	849	MAGINN ST	Lead	Lead	PEX	Copper	2019-10-01	2019-10-01	No		2.95	2019-10-04	2019-10-15												
5069738	B08_06_B	B08_06_B	1911	B ST	Lead	Copper	PEX	Not Replaced	2019-10-01		No		ND	2019-11-20	2019-11-26												
5050185	B07_05_B	B07_05_B	723	MONTCLAIR ST	Lead	Lead	PEX	Copper	2019-10-01	2019-10-01	No		6	2019-12-07	2020-01-10												
5039548	B07_05_A	B07_05_A	2701	BEECHWOOD BLVD	Lead	Lead	PEX	Copper	2019-10-01	2019-10-01	No		2.13	2019-10-02	2019-10-08												
5038468	B07_05_A	B07_05_A	2275	SHADY AVE	Lead	Copper	PEX	Not Replaced	2019-10-01		No		1.61	2019-10-04	2019-10-15												
5039457	B07_05_A	B07_05_A	6346	MONITOR ST	Lead	Lead	PEX	Copper	2019-10-02	2019-10-02	No		13.1	2019-10-06	2019-10-15	10.6	2020-01-28	2020-02-03	1.61	2020-04-04	2020-04-13						
5033765	B04_09_B	B04_09_B	7232	HAMILTON AVE	Lead	Lead	PEX	Copper	2019-10-02	2019-10-02	No		ND	2019-11-20	2019-11-26												
5039303	B07_05_A	B07_05_A	6423	FORWARD AVE	Lead	Lead	PEX	Copper	2019-10-02	2019-10-02	No		1.15	2019-10-03	2019-10-08												
5071205	B08_06_B	B08_06_B	2133	HOLYOKE ST	Lead	Lead	PEX	Copper	2019-10-02	2019-10-02	No		7.77	2019-10-06	2019-10-15												
5071706	B08_06_B	B08_06_B	2536	IRWIN AVE	Lead	Lead	PEX	Copper	2019-10-02	2019-10-02	No		4.69	2019-10-02	2019-10-15												
5039542	B07_05_A	B07_05_A	2737	BEECHWOOD BLVD	Lead	Lead	PEX	Copper	2019-10-02	2019-10-03	No		28.5	2019-10-04	2019-10-15	ND	2020-02-12	2020-02-24									
5059042	B05_02_A	B05_02_A	64	SOUTHERN AVE	Lead	Lead	PEX	Copper	2019-10-02	2019-10-02	No		5.7	2019-10-03	2019-10-08												
5080474	CEP_02	CEP_02	1254	GOE AVE	Lead	Lead	PEX	Copper	2019-10-02	2019-10-01	No		ND	2019-11-19	2019-11-26												
5071681	B08_06_B	B08_06_B	633	MARSHALL AVE	Lead	Lead	PEX	Copper	2019-10-02	2019-10-02	No		ND	2019-10-19	2019-11-11												
5050188	B07_05_B	B07_05_B	715	MONTCLAIR ST	Lead	Lead	PEX	Copper	2019-10-02	2019-10-02	No		5.9	2019-10-05	2019-10-15												
5058615	B05_02_A	B05_02_A	50	SOUTHERN AVE	Lead	Lead	PEX	Copper	2019-10-02	2019-10-02	No		13.4	2019-10-03	2019-10-08	ND	2020-01-29	2020-02-03									
5041063	Ops	Urgent LSLR	524	HASTINGS ST	Lead	Lead	PEX	Copper	2019-10-03	2019-10-17	No	Emergency	8.11	2019-10-19	2019-10-29												
5039452	B07_05_A	B07_05_A	6330	MONITOR ST	Lead	Lead	PEX	Copper	2019-10-03	2019-10-03	No		12.9	2019-10-04	2019-10-15												
5071705	B08_06_B	B08_06_B	2538	IRWIN AVE	Lead	Lead	PEX	Copper	2019-10-03	2019-10-03	No		ND	2019-10-07	2019-10-15												
5061359	B05_02_A	B05_02_A	238	PAUL ST	Lead	Lead	PEX	Copper	2019-10-03	2019-10-03	No		53.6	2019-10-04	2019-10-29												
5039150	B07_05_A	B07_05_A	6343	BURCHFIELD AVE	Lead	Lead	PEX	Copper	2019-10-03	2019-10-03	No		4.68	2019-10-05	2019-10-15												
5059046	B05_02_A	B05_02_A	51	SOUTHERN AVE	Lead	Lead	PEX	Copper	2019-10-03	2019-10-03	No		1.62	2019-10-08	2019-10-15												
5009307	CEP	CEP	3502	PENN AVE	Lead	Lead	PEX	Copper	2019-10-03	2019-09-23	No		1.37	2019-10-04	2019-10-15												
5061514	B05_02_A	B05_02_A	350	ALBERT ST	Lead	Lead	PEX	Copper	2019-10-03	2019-10-03	No		9.32	2019-10-04	2019-10-15												
5071629	B08_06_B	B08_06_B	607	MARSHALL AVE	Lead	Copper	PEX	Not Replaced	2019-10-03		No		212	2019-10-03	2019-10-15	ND	2020-01-26	2020-02-03									
5072223	B08_06_B	B08_06_B	22	KENWOOD AVE	Lead	Lead	PEX	Copper	2019-10-03	2019-10-03	No		5.66	2019-10-05	2019-10-15												
5071652	B08_06_B	B08_06_B	829	MARSHALL AVE	Lead	Lead	PEX	Copper	2019-10-03	2019-10-03	No		3.59	2019-10-04	2019-10-15												
5073827	Ops	B02_01_B	225	MARSHALL AVE	Lead	Lead	PEX	Copper	2019-10-04	2019-10-05	No	Emergency	2.15	2020-07-11	2020-07-20	ND	2020-07-11	2020-07-20									
5058616	B05_02_A	B05_02_A	52	SOUTHERN AVE	Lead	Copper	PEX	Not Replaced	2019-10-04		No		ND	2019-10-06	2019-10-15												
5039324	B07_05_A	B07_05_A	6206	MONITOR ST	Lead	Lead	PEX	Copper	2019-10-04	2019-10-04	No		1.9	2019-10-12	2019-10-21												
5059428	B05_02_A	B05_02_A	2	DE WITT ST	Lead	Lead	PEX	Copper	2019-10-04	2019-10-04	No		ND	2020-01-22	2020-01-29												
5050177	B07_05_B	B07_05_B	743	MONTCLAIR ST	Lead	Lead	PEX	Copper	2019-10-04	2019-10-04	No		1.29	2019-10-13	2019-10-21												
5056319	CEP_02	CEP_02	423	EUREKA ST	Lead	Lead	PEX	Copper	2019-10-04	2019-10-04	No		ND	2019-12-06	2020-01-10												
5058982	B05_02_A	B05_02_A	92	SOUTHERN AVE	Lead	Lead	PEX	Copper	2019-10-04	2019-10-04	No		ND	2019-10-07	2019-10-15												
5061285	B05_02_A	B05_02_A	521	GRIFFIN ST	Lead	Lead	PEX	Copper	2019-10-04	2019-10-04	No		12.2	2019-10-05	2019-10-21												
5075278	B02_01_B	B02_01_B	259	WATSON BLVD	Lead	Copper	PEX	Not Replaced	2019-10-07		No		1.35	2019-10-08	2019-10-15												
5120151	B02_01_B	B02_01_B	292	WATSON BLVD	Lead	Copper	PEX	Not Replaced	2019-10-07		No		ND	2019-11-25	2019-12-03												
5071654	B08_06_B	B08_06_B	837	MARSHALL AVE	Lead	Lead	PEX	Copper	2019-10-07	2019-10-07	No		6.31	2019-10-08	2019-10-15												
5039262	B07_05_A	B07_05_A	2774	BEECHWOOD BLVD	Lead	Lead Tailpiece	PEX	Copper Tailpiece	2019-10-08	2019-10-08	No		1.24	2020-04-28	2020-05-04												
5039464	B07_05_A	B07_05_A	6368	MONITOR ST	Lead	Lead	PEX	Copper	2019-10-08	2019-10-08	No		5.2	2019-10-13	2019-10-21												
5038469	B07_05_A	B07_05_A	2271	SHADY AVE	Lead	Lead	PEX	Copper	2019-10-08	2019-10-08	No		ND	2019-10-08	2019-10-15												
5039465	B07_05_A	B07_05_A	6372	MONITOR ST	Lead	Lead	PEX	Copper	2019-10-08	2019-10-08	No		3.22	2019-10-09	2019-10-15												
5039530	B07_05_A	B07_05_A	2794	BEECHWOOD BLVD	Lead	Lead	PEX	Copper	2019-10-08	2019-10-08	No		1.47	2019-10-09	2019-11-04												
5075272	B02_01_B	B02_01_B	247	WATSON BLVD	Lead	Lead	PEX	Copper	2019-10-08	2019-10-08	No		1.58	2019-10-21	2019-10-29												
5039163	B07_05_A	B07_05_A	6356	MORROWFIELD AVE	Lead	Copper	PEX	Not Replaced	2019-10-08		No		1.22	2019-10-15	2019-10-21												
5039162	B07_05_A	B07_05_A	6358	MORROWFIELD AVE	Lead	Lead Tailpiece	PEX	Copper Tailpiece	2019-10-08	2019-10-08	No		8.64	2019-10-13	2019-10-21												
5075336	B02_01_B	B02_01_B	225	WATSON BLVD	Lead	Copper	PEX	Not Replaced	2019-10-08		No		3.72	2019-10-09	2019-10-15												
5059052	B05_02_A	B05_02_A	73	SOUTHERN AVE	Lead	Lead	PEX	Copper	2019-10-08	2019-10-08	No		6.11	2019-10-10	2019-10-29												
5071634	B08_06_B	B08_06_B	543	MARSHALL AVE	Lead	Lead	PEX	Copper	2019-10-08	2019-10-08	No		5.48	2019-10-09	2019-10-15												
5050189	B07_05_B	B07_05_B	708	MONTCLAIR ST	Lead	Lead	PEX	Copper	2019-10-08	2019-10-08	No		9.71	2019-10-09	2019-10-15												
5050186	B07_05_B	B07_05_B	721	MONTCLAIR ST	Lead	Lead	PEX	Copper	2019-10-08	2019-10-08	No		13.1	2019-10-09	2019-10-15	2.11	2020-01-30	2020-02-11									
5039418	B07_05_A	B07_05_A	2804	BEECHWOOD BLVD	Lead	Lead	PEX	Copper	2019-10-08	2019-10-08	No		27.3	2019-10-09	2019-10-15	ND	2020-01-30	2020-02-11									
5039158	B07_05_A	B07_05_A	6374	MORROWFIELD AVE	Lead	Lead	PEX	Copper	2019-10-08	2019-10-08	No		3.98	2019-10-12	2019-10-21												
5059075	B05_02_A	B05_02_A	95	SOUTHERN AVE	Lead	Lead	PEX	Copper	2019-10-09	2019-11-06	Yes		2300	2019-10-10	2019-10-21	9.39	2019-11-07	2019-11-18									
505																											

Post-Construction Replacement Sample Results (All) Report as of October 31, 2023

Location Id	Work Order Public	Work Order Private	House	Street	Site Verification Public	Site Verification Private	Replaced Material Public	Replaced Material Private	Replacement Date Public	Replacement Date Private	Is Partial	Emergency	Lab Result_p pb1	Dt Collected1	Dt Result Recfrom Lab1	Lab Result_p pb2	Dt Collected2	Dt Result Recfrom Lab2	Lab Result_p pb3	Dt Collected3	Dt Result Recfrom Lab3	Lab Result_p pb4	Dt Collected4	Dt Result Recfrom Lab4	Lab Result_p pb5	Dt Collected5	Dt Result Recfrom Lab5
5038438	B07_05_A	B07_05_A	2264	SHADY AVE	Lead	Lead	PEX	Copper	2019-10-14	2019-10-14	No		21.6	2019-10-14	2019-10-21												
5040039	B07_05_A	B07_05_A	4323	LUDWICK ST	Lead	Lead	PEX	Copper	2019-10-14	2019-10-14	No		3.42	2019-10-14	2019-10-21												
5049865	B07_05_B	B07_05_B	777	MONTCLAIR ST	Lead	Lead	PEX	Copper	2019-10-14	2019-10-14	No		10.5	2019-10-16	2019-10-29												
5075351	B02_01_B	B02_01_B	214	WATSON BLVD	Lead	Lead	PEX	Copper	2019-10-14	2019-10-14	No		ND	2019-10-19	2019-10-29												
5073442	B02_01_B	B02_01_B	141	WATSON BLVD	Lead	Lead	PEX	Copper	2019-10-14	2019-10-14	No		1.93	2019-11-19	2019-11-26												
5039882	B07_05_A	B07_05_A	2877	BEECHWOOD BLVD	Lead	Lead	PEX	Not Replaced	2019-10-14		Yes		ND	2020-02-09	2020-03-02												
5038466	B07_05_A	B07_05_A	2281	SHADY AVE	Lead	Lead	PEX	Copper	2019-10-15	2019-10-15	No		ND	2019-10-18	2019-11-04												
5073939	B02_01_B	B02_01_B	403	MARSHALL AVE	Lead	Lead Tailpiece	PEX	Copper Tailpiece	2019-10-15	2019-10-15	No		ND	2019-10-31	2019-11-11												
5049963	B07_05_B	B07_05_B	934	DEELY ST	Lead	Lead	PEX	Copper	2019-10-15	2019-10-15	No		4.55	2019-10-15	2019-11-04												
5075355	B02_01_B	B02_01_B	218	WATSON BLVD	Lead	Lead	PEX	Copper	2019-10-15	2019-10-15	No		10.2	2019-10-16	2019-10-29	54	2020-01-28	2020-02-03	23.1	2020-02-06	2020-02-17	1.42	2020-07-30	2020-08-10			
5039146	B07_05_A	B07_05_A	6331	BURCHFIELD AVE	Lead	Copper	PEX	Not Replaced	2019-10-15		No		1.37	2019-10-17	2019-10-29												
5040036	B07_05_A	B07_05_A	4315	LUDWICK ST	Lead	Lead	PEX	Copper	2019-10-15	2019-10-15	No		11.9	2019-10-23	2019-11-04	8.95	2020-02-09	2020-02-17									
5049866	B07_05_B	B07_05_B	783	MONTCLAIR ST	Lead	Lead	PEX	Copper	2019-10-15	2019-10-15	No		1.35	2019-10-16	2019-10-21												
5058664	B05_02_A	B05_02_A	33	SOUTHERN AVE	Lead	Copper	PEX	Not Replaced	2019-10-15		No		ND	2019-10-19	2019-10-29												
5071902	B02_01_B	B02_01_B	2641	NORWOOD AVE	Lead	Copper	PEX	Not Replaced	2019-10-15		No		1.4	2019-10-17	2019-10-29												
5058178	B05_02_A	B05_02_A	112	KEARSARGE ST	Lead	Copper	PEX	Not Replaced	2019-10-15		No		ND	2019-10-25	2019-10-29												
5025599	Ops	Urgent LSLR	5398	STANTON AVE	Lead	Lead	PEX	Copper	2019-10-16	2019-10-23	No	Emergency	17.5	2019-10-23	2019-11-11	2.07	2020-02-01	2020-02-11									
5040032	B07_05_A	B07_05_A	4305	LUDWICK ST	Lead	Lead	PEX	Copper	2019-10-17	2019-10-17	No		ND	2019-10-17	2019-10-29												
5061328	B05_02_A	B05_02_A	213	JASPER ST	Lead	Lead	PEX	Copper	2019-10-17	2019-10-17	No		2.95	2019-10-30	2019-11-11												
5039013	B07_05_A	B07_05_A	2369	TILBURY AVE	Lead	Lead	PEX	Copper	2019-10-17	2019-10-17	No		ND	2019-10-21	2019-10-29												
5073347	B02_01_B	B02_01_B	420	HAWKINS AVE	Lead	Lead	PEX	Copper	2019-10-17	2019-10-17	No		33.5	2019-10-20	2019-10-29												
5073455	B02_01_B	B02_01_B	138	WATSON BLVD	Lead	Lead Tailpiece	PEX	Copper Tailpiece	2019-10-17	2019-10-17	No		507	2019-10-17	2019-10-29	8.69	2020-01-21	2020-02-03									
5073446	B02_01_B	B02_01_B	151	WATSON BLVD	Lead	Lead	PEX	Copper	2019-10-17	2019-10-17	No		1.73	2019-10-17	2019-10-29												
5049985	B07_05_B	B07_05_B	975	DEELY ST	Lead	Lead	PEX	Copper	2019-10-17	2019-10-17	No		1.95	2019-10-18	2019-10-29												
5061325	B05_02_A	B05_02_A	209	JASPER ST	Lead	Copper	PEX	Not Replaced	2019-10-17		No		6.64	2019-10-22	2019-11-11												
5073425	B02_01_B	B02_01_B	83	WATSON BLVD	Lead	Copper	PEX	Not Replaced	2019-10-17		No		5.86	2019-10-19	2019-11-04												
5040170	B07_05_A	B07_05_A	3032	BEECHWOOD BLVD	Lead	Lead	PEX	Copper	2019-10-17	2019-10-18	No		1.92	2019-10-19	2019-10-29												
5039307	B07_05_A	B07_05_A	6441	FORWARD AVE	Lead	Lead Tailpiece	PEX	Copper Tailpiece	2019-10-18	2019-10-18	No		1.91	2019-10-20	2019-10-29												
5040042	B07_05_A	B07_05_A	4329	LUDWICK ST	Lead	Lead	PEX	Copper	2019-10-18	2019-10-18	No		1.77	2019-10-19	2019-10-29												
5073543	B02_01_B	B02_01_B	16	WATSON BLVD	Lead	Copper	PEX	Not Replaced	2019-10-18		No		2.14	2019-10-19	2019-10-29												
5060247	B05_02_B	B05_02_B	116	SHALER ST	Lead	Lead	PEX	Copper	2019-10-18	2019-10-18	No		1.21	2019-10-21	2019-11-04												
5040140	B07_05_A	B07_05_A	3077	BEECHWOOD BLVD	Lead	Lead	PEX	Copper	2019-10-18	2019-10-18	No		ND	2019-10-21	2019-10-29												
5039492	B07_05_A	B07_05_A	6376	BURCHFIELD AVE	Lead	Lead	PEX	Copper	2019-10-18	2019-10-18	No		2.27	2019-10-19	2019-10-29												
5046830	B07_05_B	B07_05_B	651	MONTCLAIR ST	Lead	Lead	PEX	Copper	2019-10-18	2019-10-18	No		ND	2019-10-19	2019-10-29												
5004947	Ops	Urgent LSLR	3282	DAWSON ST	Lead	Lead	PEX	Copper	2019-10-19	2019-10-30	No	Emergency	ND	2019-11-02	2019-11-18												
5039698	B07_05_A	B07_05_A	6433	LANDVIEW RD	Lead	Lead Tailpiece	PEX	Copper Tailpiece	2019-10-19	2019-10-19	No		5.48	2019-10-28	2019-11-04												
5039686	B07_05_A	B07_05_A	6421	LANDVIEW RD	Lead	Copper	PEX	Not Replaced	2019-10-19		No		ND	2019-10-19	2019-10-29												
5046852	B07_05_B	B07_05_B	670	MONTCLAIR ST	Lead	Lead	PEX	Copper	2019-10-19	2019-10-19	No		ND	2019-10-20	2019-10-29												
5048732	CEP	CEP	326	JOHNSTON AVE	Lead	Lead	PEX	Copper	2019-10-19	2019-10-19	No		15.3	2019-10-28	2019-11-11												
5040141	B07_05_A	B07_05_A	3079	BEECHWOOD BLVD	Lead	Copper	PEX	Not Replaced	2019-10-21		No		ND	2019-10-22	2019-10-29												
5058676	B05_02_A	B05_02_A	20	SOUTHERN AVE	Lead	Lead	PEX	Copper	2019-10-21	2019-10-21	No		1.86	2019-10-22	2019-11-11												
5073913	B02_01_B	B02_01_B	2707	NORWOOD AVE	Lead	Lead	PEX	Copper	2019-10-21	2019-10-21	No		3.56	2019-11-10	2019-11-18												
5039264	B07_05_A	B07_05_A	6379	BURCHFIELD AVE	Lead	Lead	PEX	Copper	2019-10-21	2019-10-21	No		5.18	2019-10-23	2019-10-29												
5039030	B07_05_A	B07_05_A	2350	TILBURY AVE	Lead	Lead	PEX	Copper	2019-10-21	2019-10-21	No		ND	2019-12-11	2020-01-10												
5073567	B02_01_B	B02_01_B	41	WATSON BLVD	Lead	Copper	PEX	Not Replaced	2019-10-21		No		11	2019-10-23	2019-11-04	ND	2020-01-26	2020-02-03									
5040138	B07_05_A	B07_05_A	3071	BEECHWOOD BLVD	Lead	Lead	PEX	Copper	2019-10-21	2019-10-21	No		2.79	2019-10-22	2019-10-29												
5039697	B07_05_A	B07_05_A	6437	LANDVIEW RD	Lead	Lead	PEX	Copper	2019-10-21	2019-10-21	No		1.5	2019-10-22	2019-10-29												
5025699	CEP_02	CEP_02	5528	JACKSON ST	Lead	Lead	PEX	Copper	2019-10-21	2019-10-21	No		8.07	2019-10-24	2019-11-04												
5061728	B05_02_A	B05_02_A	228	JASPER ST	Lead	Copper	PEX	Not Replaced	2019-10-21		No		17.6	2019-10-22	2019-10-29	ND	2020-01-28	2020-02-03									
5061727	B05_02_A	B05_02_A	226	JASPER ST	Lead	Copper	PEX	Not Replaced	2019-10-21		No		11.7	2019-10-22	2019-10-29												
5046858	B07_05_B	B07_05_B	654	MONTCLAIR ST	Lead	Lead	PEX	Copper	2019-10-21	2019-10-21	No		4.76	2019-10-22	2019-10-29												
5073577	B02_01_B	B02_01_B	36	WATSON BLVD	Lead	Lead	PEX	Copper	2019-10-22	2019-10-22	No		3.3	2019-10-23	2019-10-29												
5073562	B02_01_B	B02_01_B	67	WATSON BLVD	Lead	Lead	PEX	Copper	2019-10-22	2019-10-22	No		5.9	2019-10-25	2019-11-04												
5030876	Ops	Urgent LSLR	6924	CHURCHLAND ST	Lead	Lead	PEX	Copper	2019-10-23	2019-10-26	No	Emergency	1.58	2019-10-29	2019-11-04												
5039692	B07_05_A	B07_05_A	6424	LANDVIEW RD	Lead	Lead	PEX	Copper	2019-10-23	2019-10-23	No		ND	2019-11-13	2019-11-18												
5073426	B02_01_B	B02_01_B	91	WATSON BLVD	Lead	Lead Tailpiece	PEX	Copper Tailpiece	2019-10-23	2019-10-23	No		2.85	2019-10-26	2019-11-04												
5039699	B07_05_A	B07_05_A	6427	LANDVIEW RD	Lead	Lead	PEX	Copper	2019-10-23	2019-10-23	No		5.91	2019-10-25	2019-11-04												
5073578	B02_01_B	B02_01_B	38	WATSON BLVD</																							

Post-Construction Replacement Sample Results (All) Report as of October 31, 2023

Location Id	Work Order Public	Work Order Private	House	Street	Site Verification Public	Site Verification Private	Replaced Material Public	Replaced Material Private	Replacement Date Public	Replacement Date Private	Is Partial	Emergency	Lab Result_p pb1	Dt Collected1	Dt Result Recfrom Lab1	Lab Result_p pb2	Dt Collected2	Dt Result Recfrom Lab2	Lab Result_p pb3	Dt Collected3	Dt Result Recfrom Lab3	Lab Result_p pb4	Dt Collected4	Dt Result Recfrom Lab4	Lab Result_p pb5	Dt Collected5	Dt Result Recfrom Lab5
5073441	B02_01_B	B02_01_B	137	WATSON BLVD	Lead	Lead	PEX	Copper	2019-10-25	2019-10-25	No		1.59	2020-06-12	2020-06-22												
5061724	B05_02_A	B05_02_A	212	JASPER ST	Lead	Lead	PEX	Copper	2019-10-25	2019-10-25	No		30.8	2019-10-26	2019-11-04												
5046859	B07_05_B	B07_05_B	652	MONTCLAIR ST	Lead	Lead	PEX	Copper	2019-10-25	2019-10-25	No		6.88	2019-10-26	2019-11-04												
5046826	B07_05_B	B07_05_B	629	MONTCLAIR ST	Lead	Copper	PEX	Not Replaced	2019-10-26		No		8.14	2019-10-28	2019-11-26												
5060763	B05_02_B	B05_02_B	522	AUGUSTA ST	Lead	Copper	PEX	Not Replaced	2019-10-28		No		ND	2019-11-08	2019-11-18												
5060797	B05_02_B	B05_02_B	435	AUGUSTA ST	Lead	Copper	PEX	Not Replaced	2019-10-28		No		ND	2019-10-29	2019-11-04												
5045604	B07_05_B	B07_05_B	865	DEELY ST	Lead	Lead	PEX	Copper	2019-10-28	2019-10-28	No		ND	2019-11-06	2019-12-31												
5039689	B07_05_A	B07_05_A	6414	LANDVIEW RD	Lead	Lead	PEX	Copper	2019-10-28	2019-10-28	No		1.45	2019-10-29	2019-11-04												
5071866	B02_01_B	B02_01_B	2648	NORWOOD ST	Lead	Lead	PEX	Copper	2019-10-28	2019-10-28	No		ND	2019-10-30	2019-11-04												
5014193	CEP_02	CEP_02	375	W PENN PL	Lead	Lead	PEX	Copper	2019-10-28	2019-10-28	No		5.39	2019-10-29	2019-11-04												
5073908	B02_01_B	B02_01_B	2721	NORWOOD AVE	Lead	Lead Tailpiece	PEX	Copper Tailpiece	2019-10-28	2019-10-28	No		22.4	2019-11-01	2019-11-11												
5073403	B02_01_B	B02_01_B	3309	DELAWARE ST	Lead	Lead	PEX	Copper	2019-10-28	2019-10-28	No		2.92	2019-11-16	2019-11-26												
5039165	B07_05_A	B07_05_A	6352	MORROWFIELD AVE	Lead	Lead	PEX	Copper	2019-10-29	2019-10-29	No		15.9	2019-10-30	2019-11-04												
5060794	B05_02_B	B05_02_B	427	AUGUSTA ST	Lead	Lead	PEX	Copper	2019-10-29	2019-10-29	No		1.7	2019-11-04	2019-11-11												
5060511	B05_02_B	B05_02_B	353	AUGUSTA ST	Lead	Lead	PEX	Copper	2019-10-29	2019-10-29	No		ND	2019-10-30	2019-11-11												
5042770	B07_05_A	B07_05_A	125	WESTLAND DR	Lead	Lead	PEX	Copper	2019-10-29	2019-10-29	No		2.63	2019-11-03	2019-11-11												
5039164	B07_05_A	B07_05_A	6354	MORROWFIELD AVE	Lead	Lead	PEX	Copper	2019-10-29	2019-10-29	No		5.26	2019-11-03	2019-11-11												
5073430	B02_01_B	B02_01_B	105	WATSON BLVD	Lead	Lead	PEX	Copper	2019-10-29	2019-10-29	No		2	2019-12-06	2020-01-14												
5039830	B07_05_A	B07_05_A	6509	LANDVIEW RD	Lead	Lead	PEX	Copper	2019-10-29	2019-10-29	No		ND	2019-12-06	2020-01-10												
5064212	CEP_02	CEP_02	1320	W NORTH AVE	Lead	Lead	PEX	Copper	2019-10-29	2019-10-29	No		8.8	2019-11-01	2019-11-11												
5043949	Ops	Urgent LSLR	7527	ROSEMARY RD	Lead	Lead	PEX	Copper	2019-10-30	2019-11-08	No	Emergency	4.45	2019-11-12	2019-11-18												
5073421	B02_01_B	B02_01_B	3358	DELAWARE ST	Lead	Lead	PEX	Copper	2019-10-30	2019-10-30	No		1.07	2019-11-01	2019-11-11												
5039275	B07_05_A	B07_05_A	2645	BEECHWOOD BLVD	Lead	Lead	PEX	Copper	2019-10-30	2019-10-30	No		ND	2019-10-31	2019-11-11												
5049979	B07_05_B	B07_05_B	961	DEELY ST	Lead	Copper	PEX	Not Replaced	2019-10-30		No		ND	2020-03-30	2020-04-06												
5040113	B07_05_A	B07_05_A	4326	LUSTER ST	Lead	Lead	PEX	Copper	2019-10-30	2019-10-30	No		3.52	2019-10-31	2019-11-11												
5039276	B07_05_A	B07_05_A	2641	BEECHWOOD BLVD	Lead	Lead Tailpiece	PEX	Copper Tailpiece	2019-10-30	2019-10-30	No		ND	2019-12-04	2020-01-10												
5039696	B07_05_A	B07_05_A	6440	LANDVIEW RD	Lead	Lead	PEX	Copper	2019-10-30	2019-10-30	No		4.1	2019-10-31	2019-11-11												
5073936	B02_01_B	B02_01_B	349	MARSHALL AVE	Lead	Lead	PEX	Copper	2019-10-30	2019-10-30	No		ND	2019-11-05	2019-11-18												
5060512	B05_02_B	B05_02_B	349	AUGUSTA ST	Lead	Lead	PEX	Copper	2019-10-30	2019-10-30	No		34.6	2019-10-30	2019-11-11	1.49	2020-08-27	2020-09-09									
5073918	B02_01_B	B02_01_B	2710	DELGAR ST	Lead	Copper	PEX	Not Replaced	2019-10-30		No		4	2019-12-13	2020-01-10												
5073399	B02_01_B	B02_01_B	3327	DELAWARE ST	Lead	Copper	PEX	Not Replaced	2019-10-30		No		ND	2019-12-18	2020-01-10												
5060503	B05_02_B	B05_02_B	342	AUGUSTA ST	Lead	Lead Tailpiece	PEX	Copper Tailpiece	2019-10-30	2019-10-30	No		ND	2019-11-06	2019-11-11												
5060803	B05_02_B	B05_02_B	465	AUGUSTA ST	Lead	Copper	PEX	Not Replaced	2019-10-31		No		7.04	2019-10-31	2019-11-11												
5073589	B02_01_B	B02_01_B	46	TRETOW ST	Lead	Lead	PEX	Copper	2019-10-31	2019-10-31	No		ND	2019-11-02	2019-11-11												
5060805	B05_02_B	B05_02_B	467	AUGUSTA ST	Lead	Copper	PEX	Not Replaced	2019-10-31		No		1.6	2019-11-01	2019-11-11												
5061307	B05_02_A	B05_02_A	528	BOGGS AVE	Lead	Lead	PEX	Copper	2019-10-31	2019-10-31	No		6.91	2019-11-02	2019-11-11												
5073880	B02_01_B	B02_01_B	316	MAYFIELD AVE	Lead	Lead	PEX	Copper	2019-10-31	2019-10-31	No		36.9	2019-11-03	2019-11-26												
5061320	B05_02_A	B05_02_A	613	BOGGS AVE	Lead	Copper	PEX	Not Replaced	2019-10-31		No		ND	2019-11-04	2019-11-11												
5039654	B07_05_B	B07_05_B	4245	SALINE ST	Lead	Lead	PEX	Copper	2019-11-01	2019-11-01	No		6.42	2019-11-04	2019-11-11												
5038530	B07_05_A	B07_05_A	2255	TILBURY AVE	Lead	Lead	PEX	Copper	2019-11-01	2019-11-01	No		ND	2019-11-03	2019-11-11												
5045603	B07_05_B	B07_05_B	869	DEELY ST	Lead	Lead	PEX	Copper	2019-11-01	2019-11-01	No		7.56	2019-11-03	2019-11-11												
5073920	B02_01_B	B02_01_B	2716	DELGAR ST	Lead	Lead	PEX	Copper	2019-11-01	2019-11-01	No		ND	2019-11-03	2019-11-18												
5046820	B07_05_B	B07_05_B	621	MONTCLAIR ST	Lead	Lead	PEX	Copper	2019-11-01	2019-11-01	No		ND	2019-11-28	2020-01-07												
5020207	CEP_02	CEP_02	5122	STANTON AVE	Lead	Lead	PEX	Copper	2019-11-01	2019-11-01	No		ND	2019-11-06	2019-11-26												
5039827	B07_05_A	B07_05_A	3157	SHADY AVENUE EXT	Lead	Lead Tailpiece	PEX	Copper Tailpiece	2019-11-02	2019-11-02	No		2.46	2019-11-06	2019-11-11												
5040195	B07_05_A	B07_05_A	3240	BEECHWOOD BLVD	Lead	Copper	PEX	Not Replaced	2019-11-02		No		2.55	2019-11-07	2019-11-18												
5045606	B07_05_B	B07_05_B	861	DEELY ST	Lead	Copper	PEX	Not Replaced	2019-11-02		No		1.47	2019-11-05	2019-11-11												
5046874	B07_05_B	B07_05_B	606	MONTCLAIR ST	Lead	Lead Tailpiece	PEX	Copper Tailpiece	2019-11-02	2019-11-02	No		8.58	2019-11-05	2019-11-18												
5039837	B07_05_A	B07_05_A	6605	LANDVIEW RD	Lead	Copper	PEX	Not Replaced	2019-11-02		No		1.11	2019-11-04	2019-11-11												
5039125	B07_05_A	B07_05_A	2843	SHADY AVE	Lead	Lead	PEX	Copper	2019-11-04	2019-11-04	No		4.39	2019-11-05	2019-11-18												
5073400	B02_01_B	B02_01_B	3323	DELAWARE ST	Lead	Lead	PEX	Copper	2019-11-04	2019-11-04	No		35.6	2019-11-05	2019-11-11	39.8	2020-03-07	2020-03-16	45.2	2020-07-03	2020-07-13	2.1	2020-10-29	2020-11-16			
5073551	B02_01_B	B02_01_B	3201	ORLEANS ST	Lead	Lead	PEX	Copper	2019-11-04	2019-11-04	No		11.4	2019-11-07	2019-11-18	2.7	2020-02-20	2020-02-24									
5061303	B05_02_A	B05_02_A	512	BOGGS AVE	Lead	Lead	PEX	Copper	2019-11-04	2019-11-04	No		3.17	2019-11-08	2019-11-18												
5060513	B05_02_B	B05_02_B	347	AUGUSTA ST	Lead	Lead	PEX	Copper	2019-11-04	2019-11-04	No		316	2019-11-05	2019-11-11	2.01	2020-02-09	2020-02-17									
5046871	B07_05_B	B07_05_B	614	MONTCLAIR ST	Lead	Lead	PEX	Copper	2019-11-04	2019-11-04	No		5.59	2019-11-06	2019-11-11												
5039508	B07_05_A	B07_05_A	2905	SHADY AVE	Lead	Lead	PEX	Copper	2019-11-04	2019-11-04	No		7.02	2019-11-05	2019-11-11												
5044145	CEP_02	CEP_02	7724	FORBES AVE	Lead	Copper	PEX	Not Replaced	2019-11-04		No		24.4	2019-11-06	2019-11-11	ND	2020-02-10	2020-02-17									
5040197	B07_05_A	B07_05_A	3234	BEECHWOOD BLVD	Lead	Lead	PEX	Copper	2019-11-05	2019-11-05	No																

Post-Construction Replacement Sample Results (All) Report as of October 31, 2023

Location Id	Work Order Public	Work Order Private	House	Street	Site Verification Public	Site Verification Private	Replaced Material Public	Replaced Material Private	Replacement Date Public	Replacement Date Private	Is Partial	Emergency	Lab Result_p pb1	Dt Collected1	Dt Result Recfrom Lab1	Lab Result_p pb2	Dt Collected2	Dt Result Recfrom Lab2	Lab Result_p pb3	Dt Collected3	Dt Result Recfrom Lab3	Lab Result_p pb4	Dt Collected4	Dt Result Recfrom Lab4	Lab Result_p pb5	Dt Collected5	Dt Result Recfrom Lab5
5073560	B02_01_B	B02_01_B	3232	ORLEANS ST	Lead	Lead	PEX	Copper	2019-11-08	2019-11-08	No		12.5	2019-11-11	2019-11-26	4.77	2020-03-02	2020-03-09									
5039130	B07_05_A	B07_05_A	2825	SHADY AVE	Lead	Lead	PEX	Copper	2019-11-08	2019-11-08	No		5.86	2019-11-10	2019-11-26												
5073874	B02_01_B	B02_01_B	315	MARSHALL AVE	Lead	Lead	PEX	Copper	2019-11-08	2019-11-08	No		ND	2019-11-10	2019-11-18												
5039989	B07_05_B	B07_05_B	4265	SALINE ST	Lead	Copper	PEX	Not Replaced	2019-11-08		No		2.13	2019-11-12	2019-11-18												
5050164	B07_05_B	B07_05_B	4264	SALINE ST	Lead	Lead	PEX	Copper	2019-11-08	2019-11-09	No		6.26	2019-11-10	2019-12-03												
5060555	B05_02_B	B05_02_B	343	SWEETBRIAR ST	Lead	Copper	PEX	Not Replaced	2019-11-11		No		ND	2019-11-12	2019-11-18												
5050098	B07_05_B	B07_05_B	3487	BEECHWOOD BLVD	Lead	Lead	PEX	Copper	2019-11-11	2019-11-11	No		6.84	2019-11-15	2019-11-26												
5073394	B02_01_B	B02_01_B	3347	DELAWARE ST	Lead	Copper	PEX	Not Replaced	2019-11-11		No		ND	2019-11-12	2019-11-18												
5060839	B05_02_B	B05_02_B	425	SWEETBRIAR ST	Lead	Lead	PEX	Copper	2019-11-11	2019-11-11	No		ND	2019-11-12	2019-11-26												
5051066	Wrights Way Water Relay	Wrights Way Water Relay	2423	WRIGHTS WAY	Lead	Copper	PEX	Not Replaced	2019-11-11		No		14.1	2019-11-11	2019-11-26												
5075327	B02_01_B	B02_01_B	153	WATSON BLVD	Lead	Copper	PEX	Not Replaced	2019-11-11		No		ND	2019-11-15	2019-11-26												
5073422	B02_01_B	B02_01_B	3354	DELAWARE ST	Lead	Lead	PEX	Copper	2019-11-12	2019-11-12	No		ND	2019-11-15	2019-11-26												
5050154	B07_05_B	B07_05_B	4232	SALINE ST	Lead	Lead	PEX	Copper	2019-11-12	2019-11-12	No		1	2019-11-14	2019-12-31												
5060540	B05_02_B	B05_02_B	328	SWEETBRIAR ST	Lead	Lead	PEX	Copper	2019-11-12	2019-11-12	No		1.02	2019-11-24	2019-12-03												
5039143	B07_05_A	B07_05_A	6315	BURCHFIELD AVE	Lead	Copper	PEX	Copper	2019-11-12	2019-11-12	No		3.84	2019-11-15	2019-11-26												
5073903	B02_01_B	B02_01_B	2711	LELAND ST	Lead	Copper	PEX	Not Replaced	2019-11-12		No		2	2019-12-19	2020-01-10												
5073892	B02_01_B	B02_01_B	2710	LELAND ST	Lead	Lead	PEX	Copper	2019-11-12	2019-11-12	No		ND	2019-11-14	2019-11-26												
5016212	CEP_02	CEP_02	265	45TH ST	Lead	Lead	PEX	Copper	2019-11-12	2019-11-12	No		4.14	2019-11-14	2019-12-03												
5059121	B05_02_A	B05_02_A	72	WYOMING ST	Lead	Lead	PEX	Copper	2019-11-12	2019-11-12	No		2.6	2019-11-16	2019-11-26												
5059135	B05_02_A	B05_02_A	346	WYOMING ST AKA 9	Lead	Lead	PEX	Copper	2019-11-12	2019-11-12	No		2.4	2019-11-16	2019-11-26												
5038498	B07_05_A	B07_05_A	2267	TILBURY AVE	Lead	Lead Tailpiece	PEX	Copper Tailpiece	2019-11-13	2019-11-13	No		ND	2019-12-03	2020-01-10												
5046427	B07_05_B	B07_05_B	903	DEELY ST	Lead	Lead	PEX	Copper	2019-11-13	2019-11-13	No		1.77	2019-11-14	2019-11-26												
5073417	B02_01_B	B02_01_B	3270	ORLEANS ST	Lead	Lead	PEX	Copper	2019-11-13	2019-11-13	No		8.76	2019-11-22	2019-12-03												
5046426	B07_05_B	B07_05_B	901	DEELY ST	Lead	Lead	PEX	Copper	2019-11-13	2019-11-13	No		1.02	2020-03-16	2020-03-25												
5071848	B02_01_B	B02_01_B	2634	LELAND ST	Lead	Copper	PEX	Not Replaced	2019-11-13		No		4.11	2019-11-15	2019-11-26												
5039993	B07_05_B	B07_05_B	4311	SALINE ST	Lead	Lead	PEX	Copper	2019-11-13	2019-11-13	No		ND	2019-11-16	2019-11-26												
5073652	B02_01_B	B02_01_B	215	MARSHALL AVE	Lead	Lead	PEX	Copper	2019-11-13	2019-11-13	No		ND	2019-11-15	2019-11-26												
5059133	B05_02_A	B05_02_A	350	WYOMING ST	Lead	Lead	PEX	Copper	2019-11-13	2019-11-12	No		6.42	2019-11-14	2019-11-26												
5060834	B05_02_B	B05_02_B	415	SWEETBRIAR ST	Lead	Copper	PEX	Not Replaced	2019-11-13		No		1.06	2019-11-15	2019-11-26												
5046788	B07_05_B	B07_05_B	4325	TESLA ST	Lead	Lead	PEX	Copper	2019-11-13	2019-11-13	No		ND	2019-11-15	2019-11-26												
5075316	B02_01_B	B02_01_B	3418	DELAWARE ST	Lead	Lead	PEX	Copper	2019-11-14	2019-11-14	No		5.93	2019-11-15	2019-11-26												
5039133	B07_05_A	B07_05_A	2811	SHADY AVE	Lead	Lead	PEX	Copper	2019-11-14	2019-11-14	No		1.06	2019-11-20	2019-12-03												
5007186	CEP_02	CEP_02	347	MELWOOD AVE	Lead	Lead	PEX	Copper	2019-11-14	2019-11-14	No		458	2019-11-15	2019-11-26												
5081298	CEP_02	CEP_02	1022	CORNELL ST	Lead	Lead Tailpiece	PEX	Copper Tailpiece	2019-11-14	2019-11-14	No		46	2019-12-02	2020-01-08												
5039996	B07_05_B	B07_05_B	4321	SALINE ST	Lead	Lead	PEX	Copper	2019-11-14	2019-11-14	No		6.94	2019-11-16	2019-11-26												
5050117	B07_05_B	B07_05_B	3470	BEECHWOOD BLVD	Lead	Lead Tailpiece	PEX	Copper Tailpiece	2019-11-15	2019-11-15	No		ND	2019-11-16	2019-11-26												
5039998	B07_05_B	B07_05_B	4331	SALINE ST	Lead	Lead	PEX	Copper	2019-11-15	2019-11-15	No		ND	2019-11-18	2019-11-26												
5075317	B02_01_B	B02_01_B	3424	DELAWARE ST	Lead	Lead	PEX	Copper	2019-11-15	2019-11-15	No		369	2019-11-20	2019-12-03	1.53	2020-06-19	2020-06-29									
5059192	B05_02_A	B05_02_A	77	WYOMING ST	Lead	Lead	PEX	Copper	2019-11-15	2019-11-15	No		1.35	2019-11-20	2019-11-26												
5059191	B05_02_A	B05_02_A	79	WYOMING ST	Lead	Lead	PEX	Copper	2019-11-15	2019-11-15	No		ND	2019-11-18	2019-11-26												
5046412	B07_05_B	B07_05_B	905	NORFOLK ST	Lead	Lead	PEX	Copper	2019-11-15	2019-11-15	No		15	2019-11-19	2019-11-26	ND	2020-02-27	2020-03-02									
5072061	B02_01_B	B02_01_B	2639	ELLIS ST	Lead	Copper	PEX	Not Replaced	2019-11-15		No		711	2019-11-15	2019-11-26	ND	2020-02-14	2020-02-24									
5046792	B07_05_B	B07_05_B	4323	TESLA ST	Lead	Lead	PEX	Copper	2019-11-16	2019-11-16	No		ND	2019-11-18	2019-11-26												
5050122	B07_05_B	B07_05_B	3484	BEECHWOOD BLVD	Lead	Copper	PEX	Not Replaced	2019-11-18		No		ND	2019-11-19	2019-11-26												
5045609	B07_05_B	B07_05_B	847	DEELY ST	Lead	Lead Tailpiece	PEX	Copper Tailpiece	2019-11-18	2019-11-18	No		ND	2019-12-06	2020-01-07												
5045722	B07_05_B	B07_05_B	834	LILAC ST	Lead	Lead	PEX	Copper	2019-11-18	2019-11-18	No		ND	2019-11-20	2019-12-03												
5050156	B07_05_B	B07_05_B	4238	SALINE ST	Lead	Lead	PEX	Copper	2019-11-18	2019-11-18	No		1.07	2019-11-21	2019-12-03												
5075266	B02_01_B	B02_01_B	3440	PERRYSVILLE AVE	Lead	Lead Tailpiece	PEX	Copper Tailpiece	2019-11-18	2019-11-18	No		ND	2019-11-19	2019-11-26												
5073364	B02_01_B	B02_01_B	3325	PORTOLA ST	Lead	Lead	PEX	Copper	2019-11-18	2019-11-18	No		4.42	2019-11-21	2019-11-26												
5045622	B07_05_B	B07_05_B	801	DEELY ST	Lead	Copper	PEX	Not Replaced	2019-11-18		No		2.8	2020-05-03	2020-05-11												
5046784	B07_05_B	B07_05_B	4320	TESLA ST	Lead	Lead	PEX	Copper	2019-11-18	2019-11-18	No		1.16	2019-11-22	2019-12-03												
5059132	B05_02_A	B05_02_A	96	WYOMING ST	Lead	Lead	PEX	Copper	2019-11-18	2019-11-18	No		ND	2020-06-17	2020-06-22												
5072056	B02_01_B	B02_01_B	2627	ELLIS ST	Lead	Copper	PEX	Not Replaced	2019-11-18		No		ND	2019-12-15	2020-01-08												
5050142	B07_05_B	B07_05_B	4204	SALINE ST	Lead	Lead	PEX	Copper	2019-11-19	2019-11-19	No		18.4	2019-11-20	2019-11-26	1.68	2020-03-20	2020-03-30									
5059188	B05_02_A	B05_02_A	85	WYOMING ST	Lead	Lead	PEX	Copper	2019-11-19	2019-11-19	No		ND	2019-11-25	2020-01-14												
5045723	B07_05_B	B07_05_B	836	LILAC ST	Lead	Lead	PEX	Copper	2019-11-19	2019-11-19	No		1.55	2019-11-21	2019-12-03												
5073388	B02_01_B	B02_01_B	3330	PORTOLA ST	Lead	Copper	PEX	Not Replaced	2019-11-19		No		ND	2019-11-27	2020-01-14												
5039160	B07_05_A	B07_05_A	6368-6370	MORROWFIELD AVE	Lead	Copper	PEX	Not Replaced	2019-11-19		No		9.07	2019-11-19	2019-11-26	ND	2020-										

Post-Construction Replacement Sample Results (All) Report as of October 31, 2023

Location Id	Work Order Public	Work Order Private	House	Street	Site Verification Public	Site Verification Private	Replaced Material Public	Replaced Material Private	Replacement Date Public	Replacement Date Private	Is Partial	Emergency	Lab Result_p pb1	Dt Collected1	Dt Result Recfrom Lab1	Lab Result_p pb2	Dt Collected2	Dt Result Recfrom Lab2	Lab Result_p pb3	Dt Collected3	Dt Result Recfrom Lab3	Lab Result_p pb4	Dt Collected4	Dt Result Recfrom Lab4	Lab Result_p pb5	Dt Collected5	Dt Result Recfrom Lab5
5050138	B07_05_B	B07_05_B	4146	SALINE ST	Lead	Lead	PEX	Copper	2019-11-22	2019-11-22	No		ND	2019-11-23	2019-12-03												
5063660	CEP_02	CEP_02	308	UVILLA ST	Lead	Copper	PEX	Not Replaced	2019-11-22		No		1.27	2019-11-26	2019-12-03												
5039135	B07_05_A	B07_05_A	6300	MORROWFIELD AVE	Lead	Lead	PEX	Copper	2019-11-23	2019-11-23	No		7.09	2019-11-23	2019-12-03												
5039347	B07_05_B	B07_05_B	4021	SALINE ST	Lead	Lead	PEX	Copper	2019-11-23	2019-11-21	No		ND	2019-11-27	2020-01-14												
5050226	B07_05_B	B07_05_B	14	EXETER ST	Lead	Lead	PEX	Copper	2019-11-23	2019-11-23	No		4	2019-11-25	2020-01-14												
5046839	B07_05_B	B07_05_B	4302	FRANK ST	Lead	Lead Tailpiece	PEX	Copper Tailpiece	2019-11-25	2019-11-25	No		ND	2019-11-28	2020-01-10												
5039346	B07_05_B	B07_05_B	4017	SALINE ST	Lead	Lead	PEX	Copper	2019-11-25	2019-11-25	No		2	2019-11-26	2020-01-14												
5061294	B05_02_A	B05_02_A	440	BOGGS AVE	Lead	Copper	PEX	Not Replaced	2019-11-25		No		2	2019-11-28	2020-01-07												
5061293	B05_02_A	B05_02_A	438	BOGGS AVE	Lead	Copper	PEX	Not Replaced	2019-11-25		No		ND	2019-11-27	2020-01-07												
5060536	B05_02_B	B05_02_B	316	SWEETBRIAR ST	Lead	Lead	PEX	Copper	2019-11-25	2019-11-25	No		7.17	2019-11-26	2019-12-03												
5061415	B05_02_A	B05_02_A	443	BOGGS AVE	Lead	Copper	PEX	Not Replaced	2019-11-25		No		1.39	2020-11-30	2020-12-08												
5050228	B07_05_B	B07_05_B	18	EXETER ST	Lead	Lead	PEX	Copper	2019-11-25	2019-11-25	No		ND	2019-12-26	2020-01-08												
5074105	B02_01_B	B02_01_B	235	KENNEDY AVE	Lead	Copper	PEX	Not Replaced	2019-11-25		No		ND	2019-11-27	2020-01-07												
5073407	B02_01_B	B02_01_B	3232	PERRYSVILLE AVE	Lead	Lead	PEX	Copper	2019-11-25	2019-11-25	No		347	2019-11-26	2019-12-03	4	2019-12-08	2020-01-10									
5049522	B07_05_B	B07_05_B	910	LILAC ST	Lead	Lead Tailpiece	PEX	Copper Tailpiece	2019-11-26	2019-11-26	No		3	2019-12-04	2020-01-10												
5061405	B05_02_A	B05_02_A	233	ALBERT ST	Lead	Lead Tailpiece	PEX	Copper Tailpiece	2019-11-26	2019-11-26	No		6	2019-12-05	2020-01-10												
5050146	B07_05_B	B07_05_B	4212	SALINE ST	Lead	Lead Tailpiece	PEX	Copper Tailpiece	2019-11-26	2019-11-26	No		ND	2019-11-28	2020-01-07												
5050126	B07_05_B	B07_05_B	3494	BEECHWOOD BLVD	Lead	Lead	PEX	Copper	2019-11-26	2019-11-26	No		3	2019-11-26	2020-01-07												
5073969	B02_01_B	B02_01_B	224	KENNEDY AVE	Lead	Copper	PEX	Not Replaced	2019-11-26		No		45	2019-12-01	2020-01-07												
5060294	B05_02_B	B05_02_B	201	EDITH ST	Lead	Lead	PEX	Copper	2019-11-26	2019-11-26	No		2	2019-12-05	2020-01-10												
5045727	B07_05_B	B07_05_B	846	LILAC ST	Lead	Lead	PEX	Copper	2019-11-26	2019-11-26	No		4	2019-11-27	2020-01-14												
5073519	B02_01_B	B02_01_B	3208	PERRYSVILLE AVE	Lead	Copper	PEX	Not Replaced	2019-11-26		No		11	2019-11-27	2020-01-14	ND	2020-02-29	2020-03-09									
5060301	B05_02_B	B05_02_B	219	EDITH ST	Lead	Lead	PEX	Copper	2019-11-26	2019-11-26	No		11	2019-12-02	2020-01-07	ND	2020-02-27	2020-03-09									
5060300	B05_02_B	B05_02_B	215	EDITH ST	Lead	Copper	PEX	Not Replaced	2019-11-26		No		ND	2020-01-13	2020-01-29												
5050240	B07_05_B	B07_05_B	15	EXETER ST	Lead	Lead	PEX	Copper	2019-11-26	2019-11-26	No		18	2019-11-27	2020-01-08	ND	2020-04-30	2020-05-11									
5073743	B02_01_B	B02_01_B	323	MILROY ST	Lead	Copper	PEX	Not Replaced	2019-11-27		No		4	2019-11-29	2020-01-07												
5073670	B02_01_B	B02_01_B	3032	NORWOOD AVE	Lead	Copper	PEX	Not Replaced	2019-11-27		No		ND	2019-12-05	2020-01-07												
5050167	B07_05_B	B07_05_B	724	LORETTA ST	Lead	Copper	PEX	Not Replaced	2019-11-27		No		ND	2019-11-29	2020-01-07												
5060299	B05_02_B	B05_02_B	213	EDITH ST	Lead	Lead	PEX	Copper	2019-11-27	2019-11-27	No		15	2019-11-28	2020-01-07	ND	2020-02-28	2020-03-09									
5059534	B05_02_A	B05_02_A	229	BOGGS AVE	Lead	Lead	PEX	Copper	2019-11-27	2019-11-27	No		ND	2020-01-22	2020-01-29												
5050273	B07_05_B	B07_05_B	733	HAZELWOOD AVE	Lead	Lead Tailpiece	PEX	Copper Tailpiece	2019-11-27	2019-11-27	No		2	2019-11-29	2020-01-07												
5049850	B07_05_B	B07_05_B	4112	SALINE ST	Lead	Copper	PEX	Not Replaced	2019-11-27		No		ND	2019-11-29	2020-01-07												
5050124	B07_05_B	B07_05_B	3490	BEECHWOOD BLVD	Lead	Lead	PEX	Copper	2019-11-27	2019-11-27	No		2	2019-11-29	2020-01-14												
5073503	B02_01_B	B02_01_B	3131	PERRYSVILLE AVE	Lead	Copper	PEX	Not Replaced	2019-11-27		No		ND	2019-12-04	2020-01-10												
5060292	B05_02_B	B05_02_B	216	EDITH ST	Lead	Copper	PEX	Not Replaced	2019-11-27		No		2	2019-11-29	2020-01-07												
5060482	B05_02_B	B05_02_B	255	EDITH ST	Lead	Lead	PEX	Copper	2019-11-27	2019-11-27	No		ND	2020-01-23	2020-02-03												
5039349	B07_05_B	B07_05_B	4101	SALINE ST	Lead	Lead Tailpiece	PEX	Copper Tailpiece	2019-11-27	2019-11-27	No		ND	2019-11-28	2020-01-10												
5016584	CEP_02	CEP_02	261	42ND ST	Lead	Copper	PEX	Not Replaced	2019-11-27		No		ND	2019-11-30	2020-01-07												
5059454	B05_02_A	B05_02_A	306	BOGGS AVE	Lead	Copper	PEX	Not Replaced	2019-11-27		No		ND	2019-12-01	2020-01-10												
5045736	B07_05_B	B07_05_B	905	LILAC ST	Lead	Lead	PEX	Copper	2019-11-29	2019-11-29	No		2	2019-12-23	2020-01-10												
5050125	B07_05_B	B07_05_B	3492	BEECHWOOD BLVD	Lead	Lead	PEX	Copper	2019-11-29	2019-11-29	No		9	2019-11-30	2020-01-07												
5049880	B07_05_B	B07_05_B	774	LORETTA ST	Lead	Lead	PEX	Copper	2019-11-29	2019-11-29	No		ND	2019-11-30	2020-01-07												
5050148	B07_05_B	B07_05_B	4218	SALINE ST	Lead	Lead Tailpiece	PEX	Copper Tailpiece	2019-11-29	2019-11-29	No		ND	2019-12-10	2020-01-10												
5049884	B07_05_B	B07_05_B	764	LORETTA ST	Lead	Lead	PEX	Copper	2019-12-02	2019-12-02	No		8	2019-12-03	2020-01-10												
5073677	B02_01_B	B02_01_B	3000	NORWOOD AVE	Lead	Lead	PEX	Copper	2019-12-02	2019-12-02	No		56	2019-12-16	2020-01-10	ND	2020-01-22	2020-01-29									
5073834	B02_01_B	B02_01_B	302	KENNEDY AVE	Lead	Lead	PEX	Copper	2019-12-03	2019-12-03	No		3	2019-12-11	2020-01-10												
5050383	B07_05_B	B07_05_B	4316	SALINE ST	Lead	Lead	PEX	Copper	2019-12-03	2019-12-03	No		2	2019-12-04	2020-01-10												
5060305	B05_02_B	B05_02_B	229	EDITH ST	Lead	Lead	PEX	Copper	2019-12-03	2019-12-03	No		18	2019-12-05	2020-01-08												
5049885	B07_05_B	B07_05_B	760	LORETTA ST	Lead	Lead	PEX	Copper	2019-12-03	2019-12-03	No		4	2019-12-05	2020-01-10												
5060288	B05_02_B	B05_02_B	230	EDITH ST	Lead	Lead Tailpiece	PEX	Copper Tailpiece	2019-12-03	2019-12-03	No		ND	2019-12-05	2020-01-10												
5045739	B07_05_B	B07_05_B	861	LILAC ST	Lead	Lead	PEX	Copper	2019-12-03	2019-12-03	No		2	2019-12-05	2020-01-10												
5073742	B02_01_B	B02_01_B	402	MILROY ST	Lead	Lead	PEX	Copper	2019-12-03	2019-12-03	No		ND	2019-12-04	2020-01-10												
5066681	Ops		1004	CEDAR AVE	Lead	Copper	PEX	Not Replaced	2019-12-04		No	Emergency	ND	2019-12-06	2020-01-10												
5135149	B05_02_A	B05_02_A	518	BOGGS AVE	Lead	Lead	PEX	Copper	2019-12-04	2019-12-04	No		ND	2019-12-05	2020-01-14												
5045729	B07_05_B	B07_05_B	852	LILAC ST	Lead	Lead	PEX	Copper	2019-12-04	2019-12-04	No		ND	2019-12-09	2020-01-10												
5073505	B02_01_B	B02_01_B	3125	PERRYSVILLE AVE	Lead	Copper	PEX	Not Replaced	2019-12-04		No		5	2019-12-05	2020-01-10												
5050134	B07_05_B	B07_05_B	3514-3516	BEECHWOOD BLVD	Lead	Copper	PEX	Not Replaced	2019-12-04		No		ND	2019-12-05	2020-01-10												
5050305	B07_05_B	B07_05_B	794	HAZELWOOD AVE	Lead	Lead	PEX	Copper	2019-12-04	2019-12-04	No		ND	2019-12-06	2020-01-10												
5060298	B05_02_B	B05_02_B	211	EDITH ST	Lead	Lead	PEX																				

Post-Construction Replacement Sample Results (All) Report as of October 31, 2023

Location Id	Work Order Public	Work Order Private	House	Street	Site Verification Public	Site Verification Private	Replaced Material Public	Replaced Material Private	Replacement Date Public	Replacement Date Private	Is Partial	Emergency	Lab Result_p pb1	Dt Collected1	Dt Result Recfrom Lab1	Lab Result_p pb2	Dt Collected2	Dt Result Recfrom Lab2	Lab Result_p pb3	Dt Collected3	Dt Result Recfrom Lab3	Lab Result_p pb4	Dt Collected4	Dt Result Recfrom Lab4	Lab Result_p pb5	Dt Collected5	Dt Result Recfrom Lab5
5046805	B07_05_B	B07_05_B	616	LORETTA ST	Lead	Lead Tailpiece	PEX	Copper Tailpiece	2019-12-19	2019-12-19	No		202	2019-12-20	2020-01-08	ND	2019-12-21	2020-01-10									
5045053	B07_05_B	B07_05_B	817	FLEMINGTON ST	Lead	Lead Tailpiece	PEX	Copper Tailpiece	2019-12-20	2019-12-20	No		1.07	2020-05-04	2020-05-11												
5050277	B07_05_B	B07_05_B	725	HAZELWOOD AVE	Lead	Lead	PEX	Copper	2019-12-20	2019-12-20	No		3.85	2019-12-21	2020-01-08												
5073483	B02_01_B	B02_01_B	3080	MARSHALL RD	Lead	Lead	PEX	Copper	2019-12-20	2019-12-20	No		ND	2020-09-24	2020-10-05												
5060366	B05_02_B	B05_02_B	369	FINGAL ST	Lead	Lead	PEX	Copper	2019-12-20	2019-12-20	No		4	2019-12-21	2020-01-10												
5050149	B07_05_B	B07_05_B	4220-4222	SALINE ST	Lead	Lead	PEX	Copper	2019-12-20	2019-12-20	No		ND	2019-12-23	2020-01-10												
5046808	B07_05_B	B07_05_B	628	LORETTA ST	Lead	Lead	PEX	Copper	2019-12-20	2019-12-20	No		ND	2020-01-09	2020-01-22												
5046813	B07_05_B	B07_05_B	650	LORETTA ST	Lead	Lead	PEX	Copper	2019-12-21	2019-12-21	No		30	2019-12-22	2020-01-07												
5022517	Ops	Urgent LSLR	5336	BUTLER ST	Lead	Lead	PEX	Copper	2019-12-23	2020-01-08	No	Emergency	ND	2020-01-10	2020-01-22												
5073982	B02_01_B	B02_01_B	118	E KENNEDY AVE	Lead	Lead	PEX	Copper	2019-12-23	2019-12-23	No		ND	2020-02-11	2020-03-02												
5050256	B07_05_B	B07_05_B	787	HAZELWOOD AVE	Lead	Copper	PEX	Not Replaced	2019-12-23		No		ND	2019-12-27	2020-01-08												
5073664	B02_01_B	B02_01_B	2945	OAK PARK RD	Lead	Lead	PEX	Copper	2019-12-23	2019-12-23	No		1.18	2019-12-28	2020-01-08												
5073632	B02_01_B	B02_01_B	2945	PERRYSVILLE AVE	Lead	Lead	PEX	Copper	2019-12-23	2019-12-23	No		7	2019-12-24	2020-01-07												
5045064	B07_05_B	B07_05_B	812	MONTEIRO ST	Lead	Lead	PEX	Copper	2019-12-23	2019-12-23	No		5.57	2019-12-27	2020-01-08												
5050260	B07_05_B	B07_05_B	773	HAZELWOOD AVE	Lead	Lead Tailpiece	PEX	Copper Tailpiece	2019-12-24	2019-12-24	No		ND	2019-12-24	2020-01-08												
5055181	B06_03_B	B06_03_B	1831	ARLINGTON AVE	Lead	Copper	PEX	Not Replaced	2019-12-24		No		3.41	2019-12-29	2020-01-08												
5049557	B07_05_B	B07_05_B	974	LILAC ST	Lead	Lead	PEX	Copper	2019-12-26	2019-12-26	No		77.7	2019-12-29	2020-01-08												
5055182	B06_03_B	B06_03_B	1829	ARLINGTON AVE	Lead	Lead	PEX	Copper	2019-12-26	2019-12-26	No		2.23	2019-12-28	2020-01-08												
5073636	B02_01_B	B02_01_B	2925	PERRYSVILLE AVE	Lead	Lead	PEX	Copper	2019-12-26	2019-12-26	No		1.29	2019-12-29	2020-01-08												
5050263	B07_05_B	B07_05_B	767	HAZELWOOD AVE	Lead	Lead Tailpiece	PEX	Copper Tailpiece	2019-12-27	2019-12-27	No		ND	2020-01-28	2020-02-11												
5055538	B06_03_B	B06_03_B	1793	ARLINGTON AVE	Lead	Copper	PEX	Not Replaced	2019-12-27		No		ND	2019-12-30	2020-01-08												
5073983	B02_01_B	B02_01_B	116	E KENNEDY AVE	Lead	Lead	PEX	Copper	2019-12-27	2019-12-27	No		1.06	2019-12-30	2020-01-08												
5074021	B02_01_B	B02_01_B	2812	VETERAN ST	Lead	Copper	PEX	Not Replaced	2019-12-27		No		1.32	2019-12-28	2020-01-22												
5055414	B06_03_B	B06_03_B	2677	S 18TH ST EXT	Lead	Copper	PEX	Not Replaced	2019-12-27		No		ND	2020-01-01	2020-01-08												
5073658	B02_01_B	B02_01_B	2914	NORWOOD AVE	Lead	Lead	PEX	Copper	2019-12-27	2019-12-27	No		ND	2019-12-31	2020-01-08												
5055411	B06_03_B	B06_03_B	2683	S 18TH ST EXT	Lead	Lead	PEX	Copper	2019-12-30	2019-12-30	No		2.34	2020-02-24	2020-03-16												
5045027	B07_05_B	B07_05_B	868	FLEMINGTON ST	Lead	Lead	PEX	Copper	2019-12-30	2019-12-30	No		2.92	2020-01-02	2020-01-22												
5050292	B07_05_B	B07_05_B	764	HAZELWOOD AVE	Lead	Lead	PEX	Copper	2019-12-30	2019-12-30	No		ND	2020-01-03	2020-01-10												
5059144	B05_02_A	B05_02_A	136	BOGGS AVE	Lead	Lead	PEX	Copper	2019-12-30	2019-12-30	No		ND	2020-01-04	2020-01-22												
5071977	B02_01_B	B02_01_B	2637	MAPLE AVE	Lead	Lead	PEX	Copper	2019-12-30	2019-12-30	No		2.08	2020-01-02	2020-01-08												
5073765	B02_01_B	B02_01_B	7	E MARSHALL AVE	Lead	Lead	PEX	Copper	2019-12-30	2019-12-30	No		ND	2020-01-01	2020-01-08												
5060867	B05_02_B	B05_02_B	236	PLYMOUTH ST	Lead	Lead	PEX	Copper	2019-12-30	2019-12-30	No		ND	2020-01-02	2020-01-08												
5055418	B06_03_B	B06_03_B	2664	S 18TH ST EXT	Lead	Copper	PEX	Not Replaced	2019-12-30		No		3.35	2020-01-03	2020-01-08												
5073779	B02_01_B	B02_01_B	2858	PERRYSVILLE AVE	Lead	Lead	PEX	Copper	2019-12-30	2019-12-30	No		ND	2020-03-08	2020-03-16												
5045025	B07_05_B	B07_05_B	862	FLEMINGTON ST	Lead	Lead	PEX	Copper	2019-12-31	2019-12-31	No		2.12	2020-01-01	2020-01-08												
5050259	B07_05_B	B07_05_B	777	HAZELWOOD AVE	Lead	Lead	PEX	Copper	2019-12-31	2019-12-31	No		ND	2020-01-02	2020-01-10												
5055534	B06_03_B	B06_03_B	1777	ARLINGTON AVE	Lead	Copper	PEX	Not Replaced	2019-12-31		No		ND	2020-01-01	2020-01-08												
5055484	B06_03_B	B06_03_B	2605	QUARRY ST	Lead	Copper	PEX	Not Replaced	2019-12-31		No		ND	2020-01-06	2020-01-22												
5055422	B06_03_B	B06_03_B	2658	S 18TH STREET EXT	Lead	Lead	PEX	Copper	2019-12-31	2020-01-02	No		20.5	2020-01-03	2020-01-22	6.83	2020-04-08	2020-04-13									
5060894	B05_02_B	B05_02_B	317	PLYMOUTH ST	Lead	Lead	PEX	Copper	2019-12-31	2019-12-31	No		1.37	2020-02-19	2020-02-24												
5060790	B05_02_B	B05_02_B	415	AUGUSTA ST	Lead	Lead Tailpiece	PEX	Copper Tailpiece	2019-12-31	2019-12-31	No		10.2	2020-01-02	2020-01-08	1.91	2020-04-17	2020-04-27									
5073759	B02_01_B	B02_01_B	24	E MARSHALL AVE	Lead	Lead	PEX	Copper	2020-01-02	2020-01-02	No		2.17	2020-03-11	2020-03-25												
5055021	B06_03_B	B06_03_B	1927	ST PAUL ST	Lead	Lead	PEX	Copper	2020-01-02	2020-01-02	No		15.1	2020-01-03	2020-01-22												
5055474	B06_03_B	B06_03_B	2626	QUARRY ST	Lead	Lead	PEX	Copper	2020-01-02	2020-01-02	No		9.36	2020-01-02	2020-01-08												
5074117	B02_01_B	B02_01_B	2716	HAZELTON ST	Lead	Lead	PEX	Copper	2020-01-02	2020-01-02	No		ND	2020-01-03	2020-01-29												
5060983	B05_02_B	B05_02_B	206	HALLOCK ST	Lead	Lead	PEX	Copper	2020-01-02	2020-01-02	No		1.64	2020-01-04	2020-01-22												
5074053	B02_01_B	B02_01_B	2806	PERRYSVILLE AVE	Lead	Copper	PEX	Not Replaced	2020-01-02		No		4.5	2020-02-17	2020-02-24												
5073780	B02_01_B	B02_01_B	2854	PERRYSVILLE AVE	Lead	Copper	PEX	Not Replaced	2020-01-02		No		1.07	2020-01-03	2020-01-08												
5074030	B02_01_B	B02_01_B	2652	VETERAN ST	Lead	Lead	PEX	Copper	2020-01-03	2020-01-03	No		ND	2020-02-25	2020-03-02												
5055187	B06_03_B	B06_03_B	1809	ARLINGTON AVE	Lead	Lead	PEX	Copper	2020-01-03	2020-01-03	No		105	2020-01-05	2020-01-22												
5055031	B06_03_B	B06_03_B	1904	SHAMOKIN ST	Lead	Lead	PEX	Copper	2020-01-06	2020-01-06	No		10.8	2020-02-28	2020-03-09	2.01	2020-04-15	2020-04-20	2.01	2020-04-15	2020-04-20						
5061013	B05_02_B	B05_02_B	213	HALLOCK ST	Lead	Lead	PEX	Copper	2020-01-06	2020-01-06	No		2.5	2020-01-07	2020-01-22												
5050034	B07_05_B	B07_05_B	996	LILAC ST	Lead	Lead	PEX	Copper	2020-01-06	2020-01-06	No		ND	2020-01-07	2020-01-22												
5055423	B06_03_B	B06_03_B	2650	S 18TH ST	Lead	Lead Tailpiece	PEX	Copper Tailpiece	2020-01-06	2020-01-06	No		3.02	2020-01-07	2020-01-22												
5060580	B05_02_B	B05_02_B	212	PLYMOUTH ST	Lead	Lead Tailpiece	PEX	Copper Tailpiece	2020-01-06	2020-01-06	No		ND	2020-01-21	2020-01-29												
5055188	B06_03_B	B06_03_B	1801	ARLINGTON AVE	Lead	Lead	PEX	Copper	2020-01-06	2020-01-07	No		1.93	2020-01-28	2020-02-03												
5045033	B07_05_B	B07_05_B	886	FLEMINGTON ST	Lead	Lead	PEX	Copper	2020-01-06	2020-01-06	No		5.69	2020-01-07	2020-01-22												
5055450	B06_03_B	B06_03_B	2625	S 18TH ST	Lead	Lead Tailpiece	PEX	Copper Tailpiece	2020-01-06</																		

Post-Construction Replacement Sample Results (All) Report as of October 31, 2023

Location Id	Work Order Public	Work Order Private	House	Street	Site Verification Public	Site Verification Private	Replaced Material Public	Replaced Material Private	Replacement Date Public	Replacement Date Private	Is Partial	Emergency	Lab Result_p pb1	Dt Collected1	Dt Result Recfrom Lab1	Lab Result_p pb2	Dt Collected2	Dt Result Recfrom Lab2	Lab Result_p pb3	Dt Collected3	Dt Result Recfrom Lab3	Lab Result_p pb4	Dt Collected4	Dt Result Recfrom Lab4	Lab Result_p pb5	Dt Collected5	Dt Result Recfrom Lab5
5055406	B06_03_B	B06_03_B	1015	MOUNT OLIVER ST	Lead	Copper	PEX	Not Replaced	2020-01-10		No		ND	2020-01-11	2020-01-22												
5045043	B07_05_B	B07_05_B	847	FLEMINGTON ST	Lead	Lead Tailpiece	Copper	Copper Tailpiece	2020-01-10	2020-01-10	No		ND	2020-01-13	2020-02-03	ND	2020-02-04	2020-02-24									
5078493	B13_01_A	B13_01_A	3245	BAINTON ST	Lead	Copper	PEX	Not Replaced	2020-01-13		No		186	2020-01-14	2020-01-22	3.3	2020-03-05	2020-03-09									
5060207	B05_02_B	B05_02_B	240	SEWARD ST	Lead	Lead	PEX	Copper	2020-01-13	2020-01-13	No		1.08	2020-01-14	2020-01-22												
5077089	B13_01_A	B13_01_A	1521	SUPERIOR AVE	Lead	Copper	PEX	Not Replaced	2020-01-13		No		2.42	2020-01-16	2020-01-29												
5060584	B05_02_B	B05_02_B	209	PLYMOUTH ST	Lead	Lead Tailpiece	PEX	Copper Tailpiece	2020-01-13	2020-01-13	No		5.31	2020-01-13	2020-01-22												
5059688	B05_02_B	B05_02_B	411	ONEIDA ST	Lead	Lead	PEX	Copper	2020-01-13	2020-01-13	No		8.74	2020-01-20	2020-01-29												
5018788	CEP_02	CEP_02	4711	KINCAID ST	Lead	Lead	PEX	Copper	2020-01-13	2020-01-13	No		1.45	2020-01-17	2020-02-03												
5060201	B05_02_B	B05_02_B	258	SEWARD ST	Lead	Lead Tailpiece	PEX	Copper Tailpiece	2020-01-14	2020-01-14	No		4.45	2020-02-05	2020-02-17												
5055512	B06_03_B	B06_03_B	1047	MOUNT OLIVER ST	Lead	Lead	PEX	Copper	2020-01-14	2020-01-14	No		ND	2020-01-15	2020-01-29												
5059714	B05_02_B	B05_02_B	420	ONEIDA ST	Lead	Lead	PEX	Copper	2020-01-14	2020-01-14	No		4.14	2020-01-16	2020-01-29												
5050045	B07_05_B	B07_05_B	4207	WINDSOR ST	Lead	Lead	PEX	Copper	2020-01-14	2020-01-14	No		ND	2020-01-22	2020-02-03												
5055508	B06_03_B	B06_03_B	2730	S 18TH STREET EXT	Lead	Copper	PEX	Not Replaced	2020-01-14		No		ND	2020-01-14	2020-01-29												
5059697	B05_02_B	B05_02_B	455	ONEIDA ST	Lead	Lead Tailpiece	PEX	Copper Tailpiece	2020-01-14	2020-01-14	No		ND	2020-01-15	2020-01-22												
5060874	B05_02_B	B05_02_B	217	PLYMOUTH ST	Lead	Lead	PEX	Copper	2020-01-14	2020-01-14	No		8.57	2020-01-16	2020-01-29												
5076534	B13_01_A	B13_01_A	2919	SHADELAND AVE	Lead	Lead Tailpiece	PEX	Copper Tailpiece	2020-01-15	2020-01-15	No		ND	2020-01-16	2020-01-29												
5055510	B06_03_B	B06_03_B	2734	S 18TH STREET EXT	Lead	Lead	PEX	Copper	2020-01-15	2020-01-15	No		1.28	2020-01-16	2020-01-29	2.69	2020-01-16	2020-01-29									
5076492	B13_01_A	B13_01_A	3009	SHADELAND AVE	Lead	Lead	PEX	Copper	2020-01-15	2020-01-15	No		2.85	2020-01-23	2020-02-17												
5059696	B05_02_B	B05_02_B	445	ONEIDA ST	Lead	Lead	PEX	Copper	2020-01-15	2020-01-15	No		16	2020-01-16	2020-01-29	9.99	2020-06-24	2020-07-13									
5076195	B13_01_A	B13_01_A	1506	FORSYTHE ST	Lead	Copper	PEX	Not Replaced	2020-01-15		No		3.27	2020-01-17	2020-01-29												
5055023	B06_03_B	B06_03_B	1913	ST PAUL ST	Lead	Lead	PEX	Copper	2020-01-15	2020-01-17	No		9.15	2020-01-18	2020-01-29												
5060882	B05_02_B	B05_02_B	259	PLYMOUTH ST	Lead	Lead	PEX	Copper	2020-01-15	2020-01-15	No		ND	2020-01-25	2020-02-03												
5059695	B05_02_B	B05_02_B	443	ONEIDA ST	Lead	Lead Tailpiece	PEX	Copper Tailpiece	2020-01-15	2020-01-15	No		1.09	2020-01-27	2020-02-17												
5050380	B07_05_B	B07_05_B	4328	SALINE ST	Lead	Copper	PEX	Not Replaced	2020-01-16		No		ND	2020-02-29	2020-03-09												
5055505	B06_03_B	B06_03_B	1034	MOUNT OLIVER ST	Lead	Lead	PEX	Copper	2020-01-16	2020-01-16	No		ND	2020-01-23	2020-02-03												
5003733	B14_03_A	B14_03_A	336	COLTART AVE	Lead	Lead	PEX	Copper	2020-01-16	2020-01-16	No		9.37	2020-01-17	2020-01-29												
5076932	B13_01_A	B13_01_A	2706	SHADELAND AVE	Lead	Copper	PEX	Not Replaced	2020-01-16		No		ND	2020-01-17	2020-01-29												
5060590	B05_02_B	B05_02_B	171	PLYMOUTH ST	Lead	Lead Tailpiece	PEX	Copper Tailpiece	2020-01-16	2020-01-16	No		ND	2020-03-09	2020-03-25												
5060405	B05_02_B	B05_02_B	321	SEWARD ST	Lead	Lead	PEX	Not Replaced	2020-01-16		No		ND	2020-01-21	2020-01-29												
5059709	B05_02_B	B05_02_B	438	ONEIDA ST	Lead	Lead	PEX	Copper	2020-01-16	2020-01-16	No		11.1	2020-01-16	2020-02-17	ND	2020-01-29	2020-02-03									
5054957	B06_03_B	B06_03_B	1942	S 18TH ST	Lead	Copper	PEX	Not Replaced	2020-01-17		No		6.22	2020-01-22	2020-01-29												
5078591	B13_01_A	B13_01_A	3147	LECKY AVE	Lead	Lead Tailpiece	PEX	Copper Tailpiece	2020-01-17	2020-01-17	No		ND	2020-03-07	2020-03-16												
5079432	B13_01_A	B13_01_A	3018	SHADELAND AVE	Lead	Lead	PEX	Copper	2020-01-17	2020-01-17	No		ND	2020-01-19	2020-01-29												
5055250	B06_03_B	B06_03_B	1116	E WARRINGTON AVE	Lead	Lead	PEX	Copper	2020-01-17	2020-01-17	No		ND	2020-01-20	2020-01-29												
5007455	CEP_02	CEP_02	808	ANAHEIM ST	Lead	Copper	PEX	Not Replaced	2020-01-17		No		ND	2020-01-22	2020-02-03												
5055357	B06_03_B	B06_03_B	2410	S 18TH ST	Lead	Lead Tailpiece	PEX	Copper Tailpiece	2020-01-20	2020-01-20	No		19.4	2020-01-24	2020-02-03												
5004572	B14_03_B	B14_03_B	3415	DAWSON ST	Lead	Lead	PEX	Copper	2020-01-20	2020-01-20	No		1.6	2020-01-20	2020-02-03	1.3	2020-01-21	2020-01-29									
5079438	B13_01_A	B13_01_A	3036	SHADELAND AVE	Lead	Lead	PEX	Copper	2020-01-20	2020-01-20	No		2.01	2020-01-22	2020-02-03												
5076485	B13_01_A	B13_01_A	1317	OAKHILL ST	Lead	Copper	PEX	Not Replaced	2020-01-20		No		1.69	2020-01-22	2020-01-29												
5076480	B13_01_A	B13_01_A	1331	OAKHILL ST	Lead	Copper	PEX	Not Replaced	2020-01-20		No		1.25	2020-01-21	2020-01-29												
5055356	B06_03_B	B06_03_B	166	SAINT PAUL ST	Lead	Copper	PEX	Not Replaced	2020-01-20		No		1.18	2020-01-22	2020-02-17												
5059698	B05_02_B	B05_02_B	457	ONEIDA ST	Lead	Lead	PEX	Copper	2020-01-20	2020-01-20	No		28.3	2020-01-21	2020-01-29	ND	2020-04-22	2020-05-04									
5078464	B13_01_A	B13_01_A	3222	MCCLURE AVE	Lead	Copper	PEX	Not Replaced	2020-01-20		No		2.42	2020-02-02	2020-02-11												
5059675	B05_02_B	B05_02_B	332	ONEIDA ST	Lead Tailpiece	Lead	PEX	Copper	2020-01-20	2020-01-20	No		ND	2020-01-21	2020-01-29												
5055300	B06_03_B	B06_03_B	3	ST THOMAS ST	Lead	Lead	PEX	Copper	2020-01-20	2020-01-20	No		2.52	2020-01-22	2020-02-03												
5077025	B13_01_B	B13_01_B	2521	BRIGHTON RD	Lead	Lead	PEX	Copper	2020-01-21	2020-01-21	No		2.05	2020-01-22	2020-02-03												
5060577	B05_02_B	B05_02_B	186	PLYMOUTH ST	Lead	Lead	PEX	Copper	2020-01-21	2020-01-21	No		65.3	2020-01-23	2020-02-03	ND	2020-05-12	2020-05-18									
5055629	CEP_02	CEP_02	450	KATHLEEN ST	Lead	Lead	PEX	Copper	2020-01-21	2020-01-21	No		6.33	2020-01-23	2020-02-03												
5078647	B13_01_A	B13_01_A	1344	OAKHILL ST	Lead	Lead	PEX	Copper	2020-01-21	2020-01-21	No		1.34	2020-08-29	2020-09-09												
5003634	B14_03_A	B14_03_A	319	COLTART AVE	Lead	Lead	PEX	Copper	2020-01-21	2020-01-21	No		ND	2020-02-29	2020-03-16												
5078565	B13_01_A	B13_01_A	3155	MCCLURE AVE	Lead	Lead	PEX	Copper	2020-01-21	2020-01-21	No		2.42	2020-01-23	2020-02-03												
5055245	B06_03_B	B06_03_B	1	REGINA ST	Lead	Lead Tailpiece	PEX	Copper Tailpiece	2020-01-21	2020-01-21	No		1.64	2020-01-24	2020-02-03												
5004571	B14_03_B	B14_03_B	3411	DAWSON ST	Lead	Lead	PEX	Copper	2020-01-21	2020-01-21	No		3.52	2020-01-22	2020-01-29												
5060203	B05_02_B	B05_02_B	254	SEWARD ST	Lead	Copper	PEX	Not Replaced	2020-01-21		No		ND	2020-01-22	2020-02-11												
5060899	B05_02_B	B05_02_B	308	ONEIDA ST	Lead	Lead	PEX	Copper	2020-01-21	2020-01-21	No		ND	2020-01-25	2020-02-03												
5055340	B06_03_B	B06_03_B	4	SAINT PAUL ST	Lead	Lead	PEX	Copper	2020-01-22	2020-01-22	No		ND	2020-01-23	2020-02-03												
5078606	B13_01_A	B13_01_A	112	LECKY AVE	Lead	Copper	PEX	Not Replaced	2020-01-22		No		ND	2020-01-25	2020-02-03												
5078590	B13_01_A	B13_01_A	3136	MCCLURE AVE	Lead	Lead	PEX	Copper	2020-01-22	2020-01-22	No		1.34	2020-01-26	2020-02-03												
5055249	B06_03_B	B06_03_B	1118	E WARRINGTON AVE	Lead	Lead	PEX	Copper	2020-01-22	2020-01-22	No</																

Post-Construction Replacement Sample Results (All) Report as of October 31, 2023

Location Id	Work Order Public	Work Order Private	House	Street	Site Verification Public	Site Verification Private	Replaced Material Public	Replaced Material Private	Replacement Date Public	Replacement Date Private	Is Partial	Emergency	Lab Result_p pb1	Dt Collected1	Dt Result Recfrom Lab1	Lab Result_p pb2	Dt Collected2	Dt Result Recfrom Lab2	Lab Result_p pb3	Dt Collected3	Dt Result Recfrom Lab3	Lab Result_p pb4	Dt Collected4	Dt Result Recfrom Lab4	Lab Result_p pb5	Dt Collected5	Dt Result Recfrom Lab5
5006095	CEP_02	CEP_02	639	KIRKPATRICK ST	Lead	Lead	PEX	Copper	2020-01-27	2020-01-27	No		1.5	2020-07-26	2020-08-05												
5059838	B05_02_B	B05_02_B	460	HALLOCK ST	Lead	Lead	PEX	Copper	2020-01-27	2020-01-27	No		ND	2020-02-22	2020-03-02												
5055237	B06_03_B	B06_03_B	1103	ST MARTIN ST	Lead	Lead	PEX	Copper	2020-01-27	2020-01-27	No		ND	2020-03-02	2020-03-09												
5060905	B05_02_B	B05_02_B	240	ONEIDA ST	Lead Tailpiece	Lead	Copper Tailpiece	Copper	2020-01-28	2020-01-28	No		ND	2020-03-06	2020-03-16												
5060919	B05_02_B	B05_02_B	311	ONEIDA ST	Lead Tailpiece	Lead	Copper Tailpiece	Copper	2020-01-28	2020-01-28	No		ND	2020-02-15	2020-02-24												
5059762	B05_02_B	B05_02_B	1106	VIRGINIA AVE	Lead	Lead Tailpiece	PEX	Copper Tailpiece	2020-01-28	2020-01-28	No		ND	2020-01-29	2020-02-11												
5076964	B13_01_B	B13_01_B	1230	THELMA ST	Lead	Lead	PEX	Copper	2020-01-28	2020-01-28	No		8.88	2020-01-28	2020-02-03												
5078442	B13_01_A	B13_01_A	1341	WOODS RUN AVE	Lead	Copper	PEX	Not Replaced	2020-01-28	2020-01-28	No		ND	2020-01-28	2020-02-03												
5003659	B14_03_A	B14_03_A	318	COLTART AVE	Lead	Lead	PEX	Copper	2020-01-28	2020-01-28	No		4.04	2020-02-05	2020-02-24												
5077062	B13_01_B	B13_01_B	2635	BRIGHTON RD	Lead	Lead	PEX	Copper	2020-01-28	2020-01-28	No		36.5	2020-01-30	2020-02-03	ND	2020-04-23	2020-04-27									
5059761	B05_02_B	B05_02_B	1108	VIRGINIA AVE	Lead	Copper	PEX	Not Replaced	2020-01-28	2020-01-28	No		1.01	2020-01-29	2020-02-03												
5060928	B05_02_B	B05_02_B	237	ONEIDA ST	Lead Tailpiece	Lead	Copper Tailpiece	Copper	2020-01-29	2020-01-29	No		3.88	2020-01-29	2020-02-03												
5077045	B13_01_B	B13_01_B	2624	STAYTON ST	Lead	Lead	PEX	Copper	2020-01-29	2020-01-29	No		2.87	2020-01-30	2020-02-11												
5004058	B14_03_B	B14_03_B	3619	PARKVIEW AVE	Lead	Copper	PEX	Not Replaced	2020-01-29	2020-01-29	No		10	2020-02-12	2020-02-24												
5004059	B14_03_B	B14_03_B	3617	PARKVIEW AVE	Lead	Lead	PEX	Copper	2020-01-29	2020-01-29	No		2.86	2020-02-01	2020-02-11												
5005149	CEP_02	CEP_02	3718	ORPWOOD ST	Lead	Lead	PEX	Copper	2020-01-29	2020-01-29	No		7.04	2020-01-29	2020-02-03												
5055241	B06_03_B	B06_03_B	1117	ST MARTIN ST	Lead	Lead	PEX	Copper	2020-01-29	2020-01-29	No		3.78	2020-02-05	2020-03-02												
5079142	B13_01_B	B13_01_B	1221	COURTRIGHT ST	Lead	Lead Tailpiece	PEX	Copper Tailpiece	2020-01-29	2020-01-29	No		ND	2020-02-10	2020-02-17												
5076486	B13_01_A	B13_01_A	1313	OAKHILL ST	Lead	Copper	PEX	Not Replaced	2020-01-29	2020-01-29	No		2.66	2020-01-29	2020-02-11												
5060435	B05_02_B	B05_02_B	313	CLARENCE ST	Lead	Lead	PEX	Copper	2020-01-29	2020-01-29	No		2.84	2020-01-30	2020-02-11												
5003655	B14_03_A	B14_03_A	306	COLTART AVE	Lead	Lead	PEX	Copper	2020-01-29	2020-01-29	No		ND	2020-03-19	2020-03-25												
5004491	B14_03_B	B14_03_B	3427	WARD ST	Lead	Lead	PEX	Copper	2020-01-29	2020-01-29	No		5.23	2020-03-18	2020-03-25												
5059758	B05_02_B	B05_02_B	1114	VIRGINIA AVE	Lead	Lead	PEX	Copper	2020-01-29	2020-01-29	No		1.99	2020-02-03	2020-02-17												
5076990	B13_01_B	B13_01_B	1226	SUPERIOR AVE	Lead	Copper	PEX	Not Replaced	2020-01-29	2020-01-29	No		ND	2020-01-30	2020-02-03												
5077029	B13_01_B	B13_01_B	2607	BRIGHTON RD	Lead	Lead	PEX	Copper	2020-01-29	2020-01-29	No		ND	2020-02-02	2020-02-11												
5003391	B14_03_A	B14_03_A	319	ATWOOD ST	Lead	Lead	PEX	Copper	2020-01-30	2020-01-30	No		1.29	2020-01-31	2020-02-11												
5055238	B06_03_B	B06_03_B	1105	ST MARTIN ST	Lead	Lead	PEX	Copper	2020-01-30	2020-01-30	No		ND	2020-02-01	2020-02-11												
5060913	B05_02_B	B05_02_B	208	ONEIDA ST	Lead	Lead	PEX	Copper	2020-01-30	2020-01-30	No		ND	2020-02-01	2020-02-17	ND	2020-02-02	2020-02-24									
5003663	B14_03_A	B14_03_A	330	COLTART AVE	Lead	Lead	PEX	Copper	2020-01-30	2020-01-30	No		20.8	2020-01-31	2020-02-17	ND	2020-04-30	2020-05-11									
5076701	B13_01_B	B13_01_B	2711	STAYTON ST	Lead	Lead	PEX	Copper	2020-01-30	2020-01-30	No		3.31	2020-01-31	2020-02-17												
5077063	B13_01_B	B13_01_B	2637	BRIGHTON RD	Lead	Lead	PEX	Copper	2020-01-30	2020-01-30	No		1.46	2020-01-31	2020-02-11												
5004076	B14_03_B	B14_03_B	3616	PARKVIEW AVE	Lead	Lead Tailpiece	PEX	Copper Tailpiece	2020-01-30	2020-01-30	No		7.89	2020-01-31	2020-02-17												
5060429	B05_02_B	B05_02_B	343	CLARENCE ST	Lead	Copper	PEX	Not Replaced	2020-01-30	2020-01-30	No		10	2020-01-31	2020-02-17												
5004369	B14_03_B	B14_03_B	3426	WARD ST	Lead	Lead	PEX	Copper	2020-01-30	2020-01-30	No		12.2	2020-01-31	2020-02-11												
5059818	B05_02_B	B05_02_B	1121	VIRGINIA AVE	Lead	Lead	PEX	Copper	2020-01-30	2020-01-30	No		3.43	2020-02-01	2020-02-11												
5002307	CEP_02	CEP_02	26	GAZZAM ST	Lead	Lead	PEX	Copper	2020-01-30	2020-01-30	No		1.58	2020-01-31	2020-02-11												
5055079	B06_03_B	B06_03_B	1808	BALDAUF ST	Lead	Lead	PEX	Copper	2020-01-30	2020-01-30	No		ND	2020-03-12	2020-03-25												
5003390	B14_03_A	B14_03_A	317	ATWOOD ST	Lead	Copper	PEX	Not Replaced	2020-01-30	2020-01-30	No		ND	2020-01-31	2020-02-17												
5026622	CEP_02	CEP_02	525	N FAIRMOUNT ST	Lead	Lead	PEX	Copper	2020-01-30	2020-01-31	No		ND	2020-02-08	2020-02-24												
5003363	B14_03_A	B14_03_A	300	ATWOOD ST	Lead	Lead	PEX	Copper	2020-01-31	2020-01-31	No		1.57	2020-02-03	2020-02-11												
5003732	B14_03_A	B14_03_A	340	COLTART AVE	Lead	Lead	PEX	Copper	2020-01-31	2020-01-31	No		ND	2020-02-01	2020-02-11	ND	2020-02-02	2020-02-17									
5004368	B14_03_B	B14_03_B	3428	WARD ST	Lead	Lead	PEX	Copper	2020-01-31	2020-01-31	No		15.5	2020-02-01	2020-02-24												
5077064	B13_01_B	B13_01_B	2639	BRIGHTON RD	Lead	Lead	PEX	Copper	2020-01-31	2020-01-31	No		2.26	2020-02-02	2020-02-17												
5003348	B14_03_A	B14_03_A	324	ATWOOD ST	Lead	Lead	Copper	Copper	2020-01-31	2020-01-31	No		1.63	2020-02-01	2020-02-17												
5078465	B13_01_A	B13_01_A	3220	MCCLURE AVE	Lead	Lead Tailpiece	PEX	Copper Tailpiece	2020-02-03	2020-02-03	No		1.27	2020-04-08	2020-04-13												
5076873	B13_01_A	B13_01_A	1305	SUPERIOR AVE	Lead	Lead	PEX	Copper	2020-02-03	2020-02-03	No		80.1	2020-02-03	2020-02-11	ND	2020-02-11	2020-02-19									
5079127	B13_01_B	B13_01_B	3136	FREDERICK ST	Lead	Copper	PEX	Not Replaced	2020-02-03	2020-02-03	No		5.14	2020-02-03	2020-02-24												
5059756	B05_02_B	B05_02_B	335	MERIDAN ST	Lead	Lead	PEX	Copper	2020-02-03	2020-02-03	No		3.84	2020-02-04	2020-02-17												
5004584	B14_03_B	B14_03_B	3430	DAWSON ST	Lead	Copper	PEX	Not Replaced	2020-02-03	2020-02-03	No		ND	2020-04-26	2020-05-04												
5060958	B05_02_B	B05_02_B	215	MERIDAN ST	Lead	Lead	PEX	Copper	2020-02-03	2020-02-03	No		8.16	2020-02-04	2020-02-17												
5059759	B05_02_B	B05_02_B	1112	VIRGINIA AVE	Lead	Copper	PEX	Not Replaced	2020-02-03	2020-02-03	No		ND	2020-02-04	2020-02-17												
5060214	B05_02_B	B05_02_B	200	SEWARD ST	Lead	Lead Tailpiece	PEX	Copper Tailpiece	2020-02-03	2020-02-03	No		ND	2020-02-05	2020-02-17												
5060929	B05_02_B	B05_02_B	235	ONEIDA ST	Lead Tailpiece	Lead	Copper Tailpiece	Copper	2020-02-04	2020-02-04	No		ND	2020-03-23	2020-03-30												
5060965	B05_02_B	B05_02_B	239	MERIDAN ST	Lead	Lead	PEX	Copper	2020-02-04	2020-02-04	No		ND	2020-03-24	2020-03-30												
5076489	B13_01_A	B13_01_A	3021	SHADELAND AVE	Lead	Lead	PEX	Copper	2020-02-04	2020-02-04	No		55.5	2020-02-06	2020-02-17	6.33	2020-02-21	2020-03-02									
5076713	B13_01_B	B13_01_B	2714	STAYTON ST	Lead	Copper	PEX	Not Replaced	2020-02-04	2020-02-04	No		3.86	2020-03-23	2020-03-30												
5060200	B05_02_B	B05_02_B	201	REPUBLIC ST	Lead	Lead	PEX	Copper	2020-02-04	2020-02-04	No		52.5	2020-02-05	2020-02-17	ND	2020-05-07	2020-05-27									

Post-Construction Replacement Sample Results (All) Report as of October 31, 2023

Location Id	Work Order Public	Work Order Private	House	Street	Site Verification Public	Site Verification Private	Replaced Material Public	Replaced Material Private	Replacement Date Public	Replacement Date Private	Is Partial	Emergency	Lab Result_p pb1	Dt Collected1	Dt Result Recfrom Lab1	Lab Result_p pb2	Dt Collected2	Dt Result Recfrom Lab2	Lab Result_p pb3	Dt Collected3	Dt Result Recfrom Lab3	Lab Result_p pb4	Dt Collected4	Dt Result Recfrom Lab4	Lab Result_p pb5	Dt Collected5	Dt Result Recfrom Lab5
5003673	B14_03_A	B14_03_A	255	HALKET PL	Lead	Lead	PEX	Copper	2020-02-08	2020-02-08	No		2.79	2020-02-09	2020-03-02												
5003340	B14_03_A	B14_03_A	342	ATWOOD ST	Lead	Lead	PEX	Copper	2020-02-10	2020-02-10	No		1.38	2020-02-10	2020-02-24												
5078488	B13_01_A	B13_01_A	3261	BAINTON ST	Lead	Lead Tailpiece	PEX	Copper Tailpiece	2020-02-10	2020-02-10	No		ND	2020-04-06	2020-04-20												
5076637	B13_01_B	B13_01_B	3003	WADLOW ST	Lead	Lead	PEX	Copper	2020-02-10	2020-02-10	No		ND	2020-02-14	2020-02-24												
5076939	B13_01_B	B13_01_B	1247	DICKSON ST	Lead	Copper	PEX	Not Replaced	2020-02-10		No		4.1	2020-02-13	2020-02-24												
5061894	B05_02_B	B05_02_B	546	HALLOCK ST	Lead	Lead	PEX	Copper	2020-02-10	2020-02-10	No		ND	2020-02-13	2020-02-24												
5060544	B05_02_B	B05_02_B	1518	WELL ST	Lead	Lead	PEX	Copper	2020-02-10	2020-02-10	No		2.13	2020-02-11	2020-02-17												
5060696	B05_02_B	B05_02_B	136	COHASSET ST	Lead	Lead	PEX	Copper	2020-02-10	2020-02-10	No		4.22	2020-02-10	2020-02-24												
5060543	B05_02_B	B05_02_B	1520	WELL ST	Lead	Lead	PEX	Copper	2020-02-10	2020-02-10	No		2.18	2020-02-12	2020-02-24												
5079506	B13_01_B	B13_01_B	3025	WADLOW ST	Lead	Lead	PEX	Copper	2020-02-10	2020-02-10	No		ND	2020-02-12	2020-02-17												
5059668	B05_02_B	B05_02_B	1322	VIRGINIA AVE	Lead	Lead Tailpiece	PEX	Copper Tailpiece	2020-02-10	2020-02-10	No		8.17	2020-02-16	2020-02-24												
5076612	B13_01_B	B13_01_B	2901	BREKER ST	Lead	Lead	PEX	Copper	2020-02-11	2020-02-11	No		1.28	2020-02-15	2020-02-24												
5076624	B13_01_B	B13_01_B	2822	BREKER ST	Lead	Lead	PEX	Copper	2020-02-11	2020-02-11	No		2.86	2020-02-12	2020-02-17												
5003366	B14_03_A	B14_03_A	258	ATWOOD ST	Lead	Copper	PEX	Not Replaced	2020-02-11		No		ND	2020-02-12	2020-02-24												
5076707	B13_01_B	B13_01_B	1124	WOODLAND AVE	Lead	Lead	PEX	Copper	2020-02-11	2020-02-11	No		ND	2020-10-27	2020-11-09												
5003367	B14_03_A	B14_03_A	254	ATWOOD ST	Lead	Lead Tailpiece	PEX	Copper Tailpiece	2020-02-11	2020-02-11	No		ND	2020-02-12	2020-02-24												
5076611	B13_01_B	B13_01_B	2903	BREKER ST	Lead	Lead	PEX	Copper	2020-02-11	2020-02-11	No		ND	2020-03-30	2020-04-13												
5004053	B14_03_B	B14_03_B	7	OAKLAND SQ	Lead	Lead Tailpiece	PEX	Copper Tailpiece	2020-02-11	2020-02-11	No		ND	2020-02-24	2020-03-02												
5003746	B14_03_A	B14_03_A	367	COLTART AVE	Lead	Lead	PEX	Copper	2020-02-11	2020-02-11	No		6.72	2020-02-12	2020-02-24												
5003369	B14_03_A	B14_03_A	250	ATWOOD ST	Lead	Lead	PEX	Copper	2020-02-11	2020-02-11	No		2.3	2020-02-13	2020-02-24												
5059673	B05_02_B	B05_02_B	1312	VIRGINIA AVE	Lead	Lead	PEX	Copper	2020-02-11	2020-02-11	No		3.54	2020-02-24	2020-03-02												
5060692	B05_02_B	B05_02_B	146	COHASSET ST	Lead	Lead	PEX	Copper	2020-02-11	2020-02-11	No		2.27	2020-02-19	2020-02-24												
5061882	B05_02_B	B05_02_B	529	MERIDAN ST	Lead	Copper	PEX	Not Replaced	2020-02-11		No		ND	2020-02-13	2020-02-24												
5004086	B14_03_B	B14_03_B	16	OAKLAND SQ	Lead	Lead	PEX	Copper	2020-02-12	2020-02-12	No		1.67	2020-03-02	2020-03-09												
5077047	B13_01_B	B13_01_B	1137	WOODLAND AVE	Lead	Lead	PEX	Copper	2020-02-12	2020-02-12	No		1.27	2020-02-13	2020-02-24												
5076627	B13_01_B	B13_01_B	2900	BREKER ST	Lead	Lead	PEX	Copper	2020-02-12	2020-02-12	No		1.54	2020-02-13	2020-02-24												
5079509	B13_01_B	B13_01_B	3011	WADLOW ST	Lead	Lead Tailpiece	PEX	Copper Tailpiece	2020-02-12	2020-02-12	No		1.18	2020-02-13	2020-02-24												
5060419	B05_02_B	B05_02_B	344	CLARENCE ST	Lead	Lead	PEX	Copper	2020-02-12	2020-02-12	No		ND	2020-03-04	2020-03-09												
5076656	B13_01_B	B13_01_B	1214	DICKSON ST	Lead	Lead	PEX	Copper	2020-02-12	2020-02-12	No		5.48	2020-02-13	2020-02-24												
5060970	B05_02_B	B05_02_B	305	MERIDAN ST	Lead	Copper	PEX	Not Replaced	2020-02-12		No		1.24	2020-02-18	2020-03-09												
5059723	B05_02_B	B05_02_B	1317	VIRGINIA AVE	Lead	Lead Tailpiece	PEX	Copper Tailpiece	2020-02-12	2020-02-12	No		10.2	2020-02-13	2020-03-02	2.32	2020-02-19	2020-02-24									
5120016	B05_02_B	B05_02_B	309	MERIDAN ST	Lead	Lead	PEX	Copper	2020-02-13	2020-02-13	No		2.88	2020-02-14	2020-02-24												
5003341	B14_03_A	B14_03_A	340	ATWOOD ST	Lead	Lead	PEX	Copper	2020-02-13	2020-02-13	No		1.15	2020-02-20	2020-03-02												
5004482	B14_03_B	B14_03_B	3407	WARD ST	Lead	Lead	PEX	Copper	2020-02-13	2020-02-13	No		ND	2020-02-24	2020-03-02												
5004028	B14_03_B	B14_03_B	519	SEMPLE ST	Lead	Lead	PEX	Copper	2020-02-13	2020-02-13	No		ND	2020-02-14	2020-02-24												
5060116	B05_02_B	B05_02_B	1733	GREENLEAF ST	Lead	Lead	PEX	Copper	2020-02-13	2020-02-13	No		3.45	2020-02-13	2020-03-02												
5003696	B14_03_A	B14_03_A	305	HALKET ST	Lead	Lead Tailpiece	PEX	Copper Tailpiece	2020-02-13	2020-02-13	No		ND	2020-02-16	2020-02-24												
5004516	B14_03_B	B14_03_B	17	WELLSFORD ST	Lead	Lead	PEX	Copper	2020-02-14	2020-02-14	No		1.57	2020-02-15	2020-02-24												
5004517	B14_03_B	B14_03_B	15	WELLSFORD ST	Lead	Lead	PEX	Copper	2020-02-14	2020-02-14	No		ND	2020-02-15	2020-02-24	1.91	2020-02-15	2020-02-24	ND	2020-02-15	2020-02-24						
5003371	B14_03_A	B14_03_A	246	ATWOOD ST	Lead	Lead	PEX	Copper	2020-02-15	2020-02-15	No		11.7	2020-02-15	2020-03-09	ND	2020-02-16	2020-02-24									
5003693	B14_03_A	B14_03_A	239	HALKET ST	Lead	Lead	PEX	Copper	2020-02-15	2020-02-15	No		ND	2020-02-18	2020-02-24												
5003684	B14_03_A	B14_03_A	221	HALKET ST	Lead	Lead Tailpiece	PEX	Copper Tailpiece	2020-02-17	2020-02-17	No		ND	2020-04-08	2020-04-13												
5076640	B13_01_B	B13_01_B	3001	VENSEL WAY	Lead	Lead	PEX	Copper	2020-02-17	2020-02-17	No		3.84	2020-03-08	2020-03-30												
5076709	B13_01_B	B13_01_B	1130	WOODLAND AVE	Lead	Lead	PEX	Copper	2020-02-17	2020-02-17	No		19	2020-02-17	2020-02-24	13.8	2020-05-23	2020-06-01									
5076619	B13_01_B	B13_01_B	2813	BREKER ST	Lead	Lead	PEX	Copper	2020-02-17	2020-02-17	No		6.07	2020-02-24	2020-03-16												
5079534	B13_01_B	B13_01_B	3020	VENSEL WAY	Lead	Lead Tailpiece	PEX	Copper Tailpiece	2020-02-17	2020-02-17	No		7.62	2020-02-18	2020-02-24												
5060937	B05_02_B	B05_02_B	246	MERIDAN ST	Lead	Lead	PEX	Copper	2020-02-17	2020-02-17	No		19.8	2020-02-18	2020-02-24												
5055081	B06_03_B	B06_03_B	1901	BALDAUF ST	Lead	Copper	PEX	Copper	2020-02-17	2020-02-17	No		ND	2020-02-19	2020-02-24												
5003685	B14_03_A	B14_03_A	223	HALKET ST	Lead	Lead Tailpiece	PEX	Copper Tailpiece	2020-02-17	2020-02-17	No		ND	2020-02-18	2020-02-24	1.06	2020-02-18	2020-03-02									
5059722	B05_02_B	B05_02_B	1315	VIRGINIA AVE	Lead	Lead	PEX	Copper	2020-02-17	2020-02-17	No		1.47	2020-02-27	2020-03-09												
5076265	B13_01_A	B13_01_A	1601	MEIRSCH ST	Lead	Lead	PEX	Copper	2020-02-17	2020-02-17	No		ND	2020-04-13	2020-05-04												
5005442	Ops	Urgent LSLR	2611	WEBSTER AVE	Lead	Lead	PEX	Copper	2020-02-18	2020-02-18	No	Emergency	1.47	2020-02-21	2020-03-02												
5076700	B13_01_B	B13_01_B	2709	STAYTON ST	Lead	Lead	PEX	Copper	2020-02-18	2020-02-18	No		ND	2020-02-19	2020-03-02												
5003265	B14_03_A	B14_03_A	319	SEMPLE ST	Lead	Lead	PEX	Copper	2020-02-18	2020-02-18	No		1.19	2020-02-18	2020-03-09												
5076942	B13_01_B	B13_01_B	1228	WOODLAND AVE	Lead	Lead	PEX	Copper	2020-02-18	2020-02-18	No		ND	2020-02-19	2020-03-02												
5059671	B05_02_B	B05_02_B	1314	VIRGINIA AVE- REAR	Lead	Lead Tailpiece	PEX	Copper Tailpiece	2020-02-18	2020-02-18	No		8.51	2020-02-25	2020-03-02												
5076233	B13_01_A	B13_01_A	2839	CALIFORNIA AVE	Lead	Lead	PEX	Copper	2020-02-18	2020-02-18	No		1.48	2020-04-03	2020-04-20												
5030279	CEP_02	CEP_02																									

Post-Construction Replacement Sample Results (All) Report as of October 31, 2023

Location Id	Work Order Public	Work Order Private	House	Street	Site Verification Public	Site Verification Private	Replaced Material Public	Replaced Material Private	Replacement Date Public	Replacement Date Private	Is Partial	Emergency	Lab Result_p pb1	Dt Collected1	Dt Result Recfrom Lab1	Lab Result_p pb2	Dt Collected2	Dt Result Recfrom Lab2	Lab Result_p pb3	Dt Collected3	Dt Result Recfrom Lab3	Lab Result_p pb4	Dt Collected4	Dt Result Recfrom Lab4	Lab Result_p pb5	Dt Collected5	Dt Result Recfrom Lab5
5079574	B13_01_C	B13_01_C	1061	SMITHTON AVE	Lead	Copper	PEX	Not Replaced	2020-02-21		No		1.42	2020-02-22	2020-03-02												
5076623	B13_01_B	B13_01_B	2818	BREKER ST	Lead	Copper	PEX	Copper	2020-02-21	2020-02-21	No		ND	2020-02-22	2020-03-02												
5055175	B06_03_B	B06_03_B	1845	ARLINGTON AVE	Lead	Copper	PEX	Not Replaced	2020-02-21		No		2.55	2020-02-26	2020-03-02												
5079329	B13_01_C	B13_01_C	852	GRAND AVE	Lead	Lead	PEX	Copper	2020-02-21	2020-02-21	No		5.98	2020-02-22	2020-03-02												
5002837	B18_06	B18_06	211	DUNSEITH ST	Lead	Copper	PEX	Not Replaced	2020-02-21		No		ND	2020-03-13	2020-03-25												
5076613	B13_01_B	B13_01_B	2825	BREKER ST	Lead	Lead	PEX	Copper	2020-02-21	2020-02-21	No		31.7	2020-04-14	2020-04-20												
5019665	CEP_02	CEP_02	5351	WATERFORD ST	Lead	Lead	PEX	Copper	2020-02-24	2020-02-24	No		ND	2020-02-25	2020-03-02												
5079566	B13_01_C	B13_01_C	1031	SMITHTON AVE	Lead	Lead	PEX	Copper	2020-02-24	2020-02-24	No		2.93	2020-02-26	2020-03-02												
5002849	B18_06	B18_06	237	DUNSEITH ST	Lead	Lead	PEX	Copper	2020-02-24	2020-02-24	No		2.9	2020-02-29	2020-03-09												
5076166	B13_01_A	B13_01_A	614	KNAPP ST	Lead	Copper	PEX	Not Replaced	2020-02-24		No		13.2	2020-02-25	2020-03-02	ND	2020-08-06	2020-08-17									
5004502	B14_03_B	B14_03_B	20	WELSFORD ST	Lead	Lead	PEX	Copper	2020-02-24	2020-02-24	No		1.63	2020-02-25	2020-03-02												
5059674	B05_02_B	B05_02_B	1306	VIRGINIA AVE	Lead	Lead	PEX	Copper	2020-02-24	2020-02-24	No		ND	2020-03-21	2020-03-30												
5002844	B18_06	B18_06	225	DUNSEITH ST	Lead	Copper	PEX	Not Replaced	2020-02-24		No		ND	2020-03-03	2020-03-09												
5059701	B05_02_B	B05_02_B	464	ONEIDA ST	Lead	Lead Tailpiece	PEX	Copper Tailpiece	2020-02-24	2020-02-24	No		5.72	2020-02-24	2020-03-02												
5079324	B13_01_C	B13_01_C	840	GRAND AVE	Lead	Lead Tailpiece	PEX	Copper Tailpiece	2020-02-24	2020-02-24	No		2.11	2020-02-25	2020-03-02												
5041581	Ops	Ops	6739	WILKINS AVE	Lead	PEX	Copper	Not Replaced	2020-02-25		No	Emergency	1.36	2020-05-17	2020-05-27												
5009159	B17_07_A	B17_07_A	251	38TH ST	Lead	Lead	PEX	Copper	2020-02-25	2020-02-25	No		ND	2020-02-28	2020-03-09												
5044049	CEP_02	CEP_02	548	PEEBLES ST	Lead	Lead	PEX	Copper	2020-02-25	2020-02-25	No		ND	2020-03-01	2020-03-09												
5079348	B13_01_C	B13_01_C	853	GRAND AVE	Lead	Lead Tailpiece	PEX	Copper Tailpiece	2020-02-25	2020-02-25	No		ND	2020-02-26	2020-03-09												
5002845	B18_06	B18_06	227	DUNSEITH ST	Lead	Lead	PEX	Copper	2020-02-25	2020-02-25	No		2.79	2020-02-27	2020-03-02												
5003447	B14_03_A	B14_03_A	253	OAKLAND AVE	Lead	Copper	PEX	Not Replaced	2020-02-25		No		36.6	2020-02-25	2020-03-09												
5002879	B18_06	B18_06	228	DUNSEITH ST	Lead	Lead	PEX	Copper	2020-02-25	2020-02-25	No		ND	2020-03-15	2020-03-30												
5079557	B13_01_C	B13_01_C	1001	SMITHTON AVE	Lead	Lead	PEX	Copper	2020-02-25	2020-02-25	No		446	2020-02-28	2020-03-09												
5009124	B17_07_A	B17_07_A	238	38TH ST	Lead	Lead Tailpiece	PEX	Copper Tailpiece	2020-02-25	2020-02-25	No		1.52	2020-02-26	2020-03-02												
5035675	Ops	Private Reimbursement	718	HASTINGS ST	Lead	Lead	Copper	PEX	2020-02-26	2020-03-02	No	Emergency	ND	2020-03-08	2020-03-25												
5067729	B15_01_A	B15_01_A	1008	GOHRING ST	Lead	Lead Tailpiece	PEX	Copper Tailpiece	2020-02-26	2020-02-26	No		ND	2020-03-02	2020-03-09												
5055427	B06_03_B	B06_03_B	2634	S 18TH STREET EXT	Lead	Lead	PEX	Copper	2020-02-26	2020-02-26	No		ND	2020-03-05	2020-03-16												
5002865	B18_06	B18_06	274	DUNSEITH ST	Lead	Lead	PEX	Copper	2020-02-26	2020-02-26	No		1.57	2020-02-28	2020-03-09												
5009127	B17_07_A	B17_07_A	244	38TH ST	Lead	Lead	PEX	Copper	2020-02-26	2020-02-26	No		75.4	2020-02-27	2020-03-02	ND	2020-03-13	2020-03-25									
5079320	B13_01_C	B13_01_C	834	GRAND AVE	Lead	Lead	PEX	Copper	2020-02-26	2020-02-26	No		10.6	2020-02-27	2020-03-09	8.75	2020-05-30	2020-06-08									
5067728	B15_01_A	B15_01_A	1010	GOHRING ST	Lead	Lead Tailpiece	PEX	Copper Tailpiece	2020-02-26	2020-02-26	No		ND	2020-04-17	2020-04-27												
5002873	B18_06	B18_06	242	DUNSEITH ST	Lead	Lead	PEX	Copper	2020-02-27	2020-02-27	No		1.62	2020-03-01	2020-03-25												
5077032	B13_01_B	B13_01_B	1108	HODGKISS ST	Lead	Lead	PEX	Copper	2020-02-27	2020-02-27	No		13.3	2020-03-01	2020-03-09												
5003317	B14_03_A	B14_03_A	327	MEYRAN AVE	Lead	Lead	PEX	Copper	2020-02-27	2020-02-27	No		5.75	2020-03-01	2020-03-09												
5002851	B18_06	B18_06	241	DUNSEITH ST	Lead	Lead	PEX	Copper	2020-02-27	2020-02-27	No		ND	2020-04-23	2020-05-04												
5009160	B17_07_A	B17_07_A	249	38TH ST	Lead	Lead	PEX	Copper	2020-02-27	2020-02-27	No		ND	2020-03-01	2020-03-09												
5079027	B13_01_B	B13_01_B	1316	WOODS RUN AVE	Lead	Copper	PEX	Not Replaced	2020-02-27		No		ND	2020-05-07	2020-05-18												
5002847	B18_06	B18_06	231	DUNSEITH ST	Lead	Copper	PEX	Not Replaced	2020-02-27		No		ND	2020-03-02	2020-03-09												
5048620	CEP_02	CEP_02	227	TROWBRIDGE ST	Lead	Lead	PEX	Copper	2020-02-27	2020-02-28	No		6.53	2020-03-03	2020-03-09												
5079028	B13_01_B	B13_01_B	1318	WOODS RUN AVE	Lead	Copper	PEX	Not Replaced	2020-02-27		No		ND	2020-05-02	2020-05-18												
5002825	B18_06	B18_06	220	ROBINSON ST	Lead	Lead	PEX	Copper	2020-02-28	2020-02-28	No		ND	2020-02-29	2020-03-09												
5002868	B18_06	B18_06	254	DUNSEITH ST	Lead	Lead	PEX	Copper	2020-02-28	2020-02-28	No		29.7	2020-02-29	2020-03-09												
5078857	B13_01_C	B13_01_C	1103	WOODS RUN AVE	Lead	Lead	PEX	Copper	2020-02-28	2020-02-28	No		ND	2020-03-05	2020-03-16												
5002869	B18_06	B18_06	252	DUNSEITH ST	Lead	Lead Tailpiece	PEX	Copper Tailpiece	2020-02-28	2020-02-28	No		23.6	2020-03-03	2020-03-09	7.6	2020-06-01	2020-06-08									
5002834	B18_06	B18_06	205	DUNSEITH ST	Lead	Lead	PEX	Copper	2020-02-28	2020-02-28	No		25.6	2020-03-11	2020-03-25	8.63	2021-07-31	2021-08-16									
5002410	B18_06	B18_06	2314	BEELEN ST	Lead	Lead	PEX	Copper	2020-02-28	2020-02-28	No		2.07	2020-04-29	2020-05-11												
5003825	B14_03_A	B14_03_A	346	MEYRAN AVE	Lead	Lead	PEX	Copper	2020-03-02	2020-03-02	No		1.53	2020-03-03	2020-03-16	132	2020-03-03	2020-03-09									
5009244	B17_07_A	B17_07_A	3515	LEECH ST	Lead	Lead	PEX	Copper	2020-03-02	2020-03-02	No		ND	2020-03-04	2020-03-16												
5003856	B14_03_B	B14_03_B	15	MELBA PL	Lead	Lead	PEX	Copper	2020-03-02	2020-03-02	No		49.8	2020-03-07	2020-03-16	9.05	2020-03-07	2020-03-16									
5079247	B13_01_C	B13_01_C	1034	GRAND AVE	Lead	Lead	PEX	Copper	2020-03-02	2020-03-02	No		1.51	2020-03-03	2020-03-09												
5079294	B13_01_C	B13_01_C	1028	ROTHPLETZ ST	Lead	Lead	PEX	Copper	2020-03-02	2020-03-02	No		ND	2020-04-23	2020-05-04												
5079293	B13_01_C	B13_01_C	1034	ROTHPLETZ ST	Lead	Lead Tailpiece	PEX	Copper Tailpiece	2020-03-02	2020-03-02	No		5.69	2020-03-03	2020-03-09												
5002318	B18_06	B18_06	5	BEELEN ST	Lead	Lead	PEX	Copper	2020-03-02	2020-03-02	No		ND	2020-03-06	2020-03-16												
5002885	B18_06	B18_06	214	DUNSEITH ST	Lead	Lead	PEX	Copper	2020-03-02	2020-03-02	No		ND	2020-03-03	2020-03-09												
5003329	B14_03_A	B14_03_A	353	MEYRAN AVE	Lead	Copper	PEX	Not Replaced	2020-03-03		No		4.95	2020-03-05	2020-03-16												
5009202	B17_07_A	B17_07_A	283	38TH ST	Lead	Copper	PEX	Not Replaced	2020-03-03		No		1.52	2020-03-05	2020-03-16												
5003831	B14_03_A	B14_03_A	350	MEYRAN AVE	Lead	Lead	PEX	Copper	2020-03-03	2020-03-03	No		3.04	2020-03-04	2020-03-09												
5079191	B13_01_C	B13_01_C	930	SMITHTON AVE	Lead	Lead	PEX	Copper	2020-03-03	2020-03-03	No		ND	2020-03-05	2020-03-09												
5079076	B13_01_C	B13_01_C	3138	SORENTO ST	Lead	Lead	PEX	Copper	2020-03-03	2020-03-03	No		1	2020-03-06	2020-03-16												

Post-Construction Replacement Sample Results (All) Report as of October 31, 2023

Location Id	Work Order Public	Work Order Private	House	Street	Site Verification Public	Site Verification Private	Replaced Material Public	Replaced Material Private	Replacement Date Public	Replacement Date Private	Is Partial	Emergency	Lab Result_p pb1	Dt Collected1	Dt Result Recfrom Lab1	Lab Result_p pb2	Dt Collected2	Dt Result Recfrom Lab2	Lab Result_p pb3	Dt Collected3	Dt Result Recfrom Lab3	Lab Result_p pb4	Dt Collected4	Dt Result Recfrom Lab4	Lab Result_p pb5	Dt Collected5	Dt Result Recfrom Lab5	
5009650	B17_07_B	B17_07_B	3931	HOWLEY ST	Lead	Copper	PEX	Not Replaced	2020-05-18		No		7.9	2020-05-20	2020-05-27													
5003146	B18_06	B18_06	171	ROBINSON ST	Lead	Copper	PEX	Not Replaced	2020-05-18		No		4.03	2020-05-19	2020-05-27													
5009731	B17_07_B	B17_07_B	3932	HOWLEY ST	Lead	Copper	PEX	Not Replaced	2020-05-18		No		1.11	2020-05-19	2020-05-27													
5009543	B17_07_B	B17_07_B	321	39TH ST	Lead	Lead Tailpiece	PEX	Copper Tailpiece	2020-05-18	2020-05-18	No		ND	2020-06-21	2020-06-29													
5009713	B17_07_B	B17_07_B	3906	HOWLEY ST	Lead		PEX	Copper	2020-05-19		No		1.31	2020-05-26	2020-06-01													
5009577	B17_07_B	B17_07_B	3723	MINTWOOD ST	Lead	Lead	PEX	Copper	2020-05-19	2020-05-19	No		ND	2020-05-23	2020-06-01													
5009575	B17_07_B	B17_07_B	3717	MINTWOOD ST	Lead	Copper	PEX	Not Replaced	2020-05-19		No		ND	2020-05-23	2020-06-01													
5003134	B18_06	B18_06	170	ROBINSON ST	Lead		PEX	Copper	2020-05-19	2020-05-19	No		1.39	2020-07-16	2020-07-28													
5020347	B20_07	B20_07	5155	KEYSTONE ST	Lead	Lead	PEX	Copper	2020-05-19	2020-05-19	No		5.41	2020-05-20	2020-06-01													
5027237	CEP_02	CEP_02	5458	KINCAID ST	Lead	Lead	PEX	Copper	2020-05-19		No		4.23	2020-05-20	2020-06-15													
5009711	B17_07_B	B17_07_B	3904	HOWLEY ST	Lead	Lead	PEX	Copper	2020-05-19	2020-05-19	No		ND	2020-05-21	2020-06-01													
5073259	B15_01_B	B15_01_B	1945	ROCKLEDGE ST	Lead	Lead	PEX	Copper	2020-05-20	2020-05-20	No		1.71	2020-05-25	2020-06-01													
5072862	B15_01_B	B15_01_B	1202	ROMANHOFF ST	Lead	Lead	PEX	Copper	2020-05-20	2020-05-20	No		1.62	2020-05-21	2020-06-01													
5020359	B20_07	B20_07	5116	KEYSTONE ST	Lead	Lead	PEX	Copper	2020-05-20	2020-05-20	No		ND	2020-06-22	2020-06-29													
5009667	B17_07_B	B17_07_B	333	39TH ST	Lead	Lead	PEX	Copper	2020-05-21	2020-05-21	No		ND	2020-05-22	2020-06-01													
5009401	B17_07_B	B17_07_B	311	37TH ST	Lead	Lead	PEX	Copper	2020-05-21	2020-05-21	No		ND	2020-05-22	2020-06-01													
5013201	CEP_02	CEP_02	115	MOREWOOD AVE	Lead	Lead	PEX	Copper	2020-05-21	2020-05-21	No		5.81	2020-05-23	2020-06-15													
5003120	B18_06	B18_06	142	ROBINSON ST	Lead	Lead Tailpiece	PEX	Copper Tailpiece	2020-05-21	2020-05-21	No		1.18	2020-05-23	2020-06-01													
5020306	B20_07	B20_07	5123	KEYSTONE ST	Lead	Lead	PEX	Copper	2020-05-21	2020-05-21	No		4.05	2020-05-22	2020-06-01													
5073106	B15_01_B	B15_01_B	2112	HARBOR ST	Lead	Lead	PEX	Copper	2020-05-21	2020-05-21	No		1.73	2020-05-28	2020-06-08													
5009660	B17_07_B	B17_07_B	3911-3913	HOWLEY ST	Lead	Lead	PEX	Copper	2020-05-21	2020-05-21	No		5.56	2020-05-22	2020-06-01													
5045254	Urgent Water	Urgent Water	3861	ALEXIS ST	Lead	Lead Tailpiece	PEX	Copper	2020-05-22	2020-05-22	No	Emergency	3.63	2020-07-07	2020-07-20													
5073101	B15_01_B	B15_01_B	2136	HARBOR ST	Lead	Lead	PEX	Copper	2020-05-26	2020-05-26	No		81.9	2020-05-28	2020-06-08	2.48	2020-06-12	2020-06-22										
5020374	B20_07	B20_07	5150	KEYSTONE ST	Lead	Lead	PEX	Copper	2020-05-26	2020-05-26	No		5.96	2020-05-27	2020-06-08													
5027431	Urgent LSLR	Urgent LSLR	418	BORLAND ST	Lead	Lead Tailpiece	PEX	Copper Tailpiece	2020-05-26	2020-05-26	No	Emergency	ND	2020-06-23	2020-06-29													
5004480	B14_03_B	B14_03_B	3405	WARD ST	Lead	Lead	PEX	Copper	2020-05-26	2020-05-26	No		1.24	2020-05-30	2020-06-08													
5009015	B17_07_A	B17_07_A	162	39TH ST	Lead	Lead Tailpiece	PEX	Copper Tailpiece	2020-05-26	2020-05-26	No		2.56	2020-05-28	2020-06-08													
5009654	B17_07_B	B17_07_B	3923	HOWLEY ST	Lead	Lead	PEX	Copper	2020-05-26	2020-05-26	No		1.49	2020-05-27	2020-06-08													
5020314	B20_07	B20_07	5137	KEYSTONE ST	Lead	Lead	PEX	Copper	2020-05-27	2020-05-27	No		1.15	2020-09-16	2020-09-21													
5009530	B17_07_B	B17_07_B	3923.5	MINTWOOD ST	Lead	Lead	PEX	Copper	2020-05-27	2020-05-27	No		ND	2020-08-10	2020-08-17													
5020576	B20_07	B20_07	5191	STANTON AVE	Lead	Lead	Copper	Copper	2020-05-28	2020-05-28	No		ND	2020-05-28	2020-06-08													
5073053	B15_01_B	B15_01_B	2210	ROCKLEDGE ST	Lead	Lead	PEX	Copper	2020-05-28	2020-05-28	No		5.81	2020-05-29	2020-06-08													
5133682	B15_01_B	B15_01_B	2231	HARBOR ST	Lead	Lead	PEX	Copper	2020-05-28	2020-05-28	No		1.97	2020-06-04	2020-06-15													
5020309	B20_07	B20_07	5129	KEYSTONE ST	Lead	Lead	PEX	Copper	2020-05-28	2020-05-28	No		ND	2020-05-29	2020-06-08	ND	2020-06-01	2020-06-08										
5009599	B17_07_B	B17_07_B	3810	MINTWOOD ST	Lead	Copper	PEX	Not Replaced	2020-05-28		No		11.8	2020-06-02	2020-06-08	1.04	2021-01-26	2021-02-09										
5073073	B15_01_B	B15_01_B	2100	ROCKLEDGE ST	Lead	Lead	PEX	Copper	2020-05-29	2020-05-29	No		4.61	2020-09-26	2020-10-05													
5009211	B17_07_A	B17_07_A	300	39TH ST FRNT	Lead	Lead	PEX	Copper	2020-05-29	2020-05-29	No		ND	2020-06-03	2020-06-15													
5002889	B18_06	B18_06	3221	TERRACE ST	Lead	Lead	PEX	Copper	2020-05-29	2020-05-29	No		1.03	2020-05-29	2020-06-08													
5009213	B17_07_A	B17_07_A	296	39TH ST	Lead	Lead	PEX	Copper	2020-05-29	2020-05-29	No		2.14	2020-05-31	2020-06-08													
5073158	B15_01_A	B15_01_A	1030	BUENTE ST	Lead	Copper	PEX	Not Replaced	2020-06-01		No		10.1	2020-06-02	2020-06-15	ND	2020-09-08	2020-09-21										
5002808	B18_06	B18_06	254	ROBINSON ST	Lead	Lead	PEX	Copper	2020-06-01	2020-06-01	No		ND	2020-11-01	2020-11-16													
5073046	B15_01_B	B15_01_B	2125	ROCKLEDGE ST	Lead	Lead	PEX	Copper	2020-06-01	2020-06-01	No		8.4	2020-06-03	2020-06-15													
5019913	B20_07	B20_07	5203	KEYSTONE ST	Lead	Lead	PEX	Copper	2020-06-01	2020-06-01	No		1.03	2020-06-03	2020-06-15													
5009499	B17_07_B	B17_07_B	296.5	38TH ST	Lead	Copper	PEX	Not Replaced	2020-06-01		No		ND	2020-06-01	2020-06-15													
5020206	B20_07	B20_07	5120	STANTON AVE	Lead	Lead	PEX	Copper	2020-06-02	2020-06-02	No		2.65	2020-06-04	2020-06-15													
5073065	B15_01_B	B15_01_B	2120	ROCKLEDGE ST	Lead	Lead	PEX	Copper	2020-06-02	2020-06-02	No		7.88	2020-06-03	2020-06-15													
5072995	B15_01_B	B15_01_B	2215	LAPPE LN	Lead	Lead	PEX	Copper	2020-06-02	2020-06-02	No		3.55	2020-06-08	2020-06-15													
5009630	B17_07_B	B17_07_B	3932	MINTWOOD ST	Lead	Copper	PEX	Not Replaced	2020-06-02		No		ND	2020-06-04	2020-06-15													
5009002	B17_07_A	B17_07_A	186	39TH ST	Lead	Lead	PEX	Copper	2020-06-02	2020-06-02	No		ND	2020-06-10	2020-06-15													
5009101	B17_07_A	B17_07_A	233	37TH ST	Lead	Lead	PEX	Copper	2020-06-03	2020-06-03	No		ND	2020-06-07	2020-06-15													
5020047	B20_07	B20_07	5232	KEYSTONE ST	Lead	Lead	PEX	Copper	2020-06-03	2020-06-03	No		ND	2020-06-04	2020-06-29													
5009750	B17_07_B	B17_07_B	3919	LIBERTY AVE	Lead	Lead	PEX	Copper	2020-06-03	2020-06-03	No		1.6	2020-06-06	2020-06-15													
5072923	B15_01_B	B15_01_B	935	S SIDE AVE	Lead	Lead	PEX	Copper	2020-06-03	2020-06-03	No		10.1	2020-06-04	2020-06-15	71.7	2020-09-11	2020-09-21	23.6	2020-09-23	2020-10-05	41.2	2021-03-16	2021-03-22	ND	2021-11-15	2021-11-22	
5040613	Ops	Urgent LSLR	216	HASTINGS ST	Lead	Lead	PEX	Copper	2020-06-04	2020-06-18	No	Emergency	ND	2020-06-21	2020-06-29													
5024857	Ops	Urgent LSLR	5537	BRYANT ST	Lead	Lead	PEX	Copper	2020-06-04	2020-06-04	No	Emergency	2.31	2020-06-07	2020-06-15													
5020048	B20_07	B20_07	5230	KEYSTONE ST	Lead	Copper	PEX	Not Replaced	2020-06-04		No		2.66	2020-06-05	2020-06-15													
5009690	B17_07_B	B17_07_B	3808	HOWLEY ST	Lead	Lead	PEX	Copper	2																			

Post-Construction Replacement Sample Results (All) Report as of October 31, 2023

Location Id	Work Order Public	Work Order Private	House	Street	Site Verification Public	Site Verification Private	Replaced Material Public	Replaced Material Private	Replacement Date Public	Replacement Date Private	Is Partial	Emergency	Lab Result_p pb1	Dt Collected1	Dt Result Recfrom Lab1	Lab Result_p pb2	Dt Collected2	Dt Result Recfrom Lab2	Lab Result_p pb3	Dt Collected3	Dt Result Recfrom Lab3	Lab Result_p pb4	Dt Collected4	Dt Result Recfrom Lab4	Lab Result_p pb5	Dt Collected5	Dt Result Recfrom Lab5
5024578	B19_09	B19_09	5411	COLUMBO ST	Lead	Lead	PEX	Copper	2020-07-16	2020-07-16	No		2.83	2020-07-17	2020-07-28												
5027241	B19_09	B19_09	209	N FAIRMOUNT ST	Lead	Lead	PEX	Copper	2020-07-16	2020-07-16	No		36.4	2020-07-18	2020-07-28	3.01	2020-10-10	2020-10-19									
5035851	CEP_02	CEP_02	5544	WILKINS AVE	Lead	Lead	PEX	Copper	2020-07-16	2020-07-13	No		3.75	2020-08-21	2020-08-31												
5032145	SDWMR_2020B	SDWMR_2020B	7363	STRANAHAN ST	Copper	Lead	PEX	Copper	2020-07-16	2020-07-16	No		10.6	2020-09-24	2020-10-05												
5057358	SDWMR_2020A	SDWMR_2020A	952	LOYAL WAY	Copper	Lead	PEX	Copper	2020-07-16	2020-07-16	No		1.19	2020-07-20	2020-07-28												
5064626	SDWMR_2020B	SDWMR_2020B	1920	SEDGWICK ST	Lead	Lead	PEX	Copper	2020-07-17	2020-07-17	No		5.52	2020-07-17	2020-07-28												
5017793	B21_07	B21_07	218	PEARL ST	Lead	Lead	PEX	Copper	2020-07-17	2020-07-17	No		1.45	2020-07-19	2020-07-28	5	2020-07-20	2020-07-28									
5013470	B21_07	B21_07	255	S MATHILDA ST	Lead	Lead	PEX	Copper	2020-07-20	2020-07-20	No		15	2020-07-22	2020-07-28	ND	2020-10-28	2020-11-09									
5064459	SDWMR_2020B	SDWMR_2020B	1122	MORRISON ST	Lead	Lead	PEX	Copper	2020-07-20	2020-07-20	No		ND	2021-03-18	2021-03-29												
5020362	B20_07	B20_07	5120	KEYSTONE ST	Lead	Lead	PEX	Copper	2020-07-20	2020-07-20	No		1.11	2020-07-24	2020-08-05												
5064462	SDWMR_2020B	SDWMR_2020B	1116	MORRISON ST	Lead	Lead	PEX	Copper	2020-07-20	2020-07-20	No		ND	2020-07-20	2020-07-28												
5064464	SDWMR_2020B	SDWMR_2020B	1110	MORRISON ST	Lead	Lead	PEX	Copper	2020-07-20	2020-07-20	No		55.1	2020-07-20	2020-07-28												
5013656	B21_07	B21_07	226	S EVALINE ST	Lead	Copper	PEX	Not Replaced	2020-07-20		No		7.48	2020-07-21	2020-07-28												
5026612	B19_09	B19_09	5431	COLUMBO ST	Lead	Lead	PEX	Copper	2020-07-20	2020-07-20	No		1.1	2020-07-22	2020-07-28												
5014086	B21_07	B21_07	383	GROSS ST	Lead	Lead	PEX	Copper	2020-07-20	2020-07-20	No		11	2020-07-21	2020-07-28	1.47	2020-11-05	2020-11-16									
5024684	B19_09	B19_09	300	N GRAHAM ST	Lead	Lead	PEX	Copper	2020-07-20	2020-07-20	No		ND	2020-07-22	2020-07-28												
5013471	B21_07	B21_07	253	S MATHILDA ST	Lead	Lead	PEX	Copper	2020-07-21	2020-07-21	No		2.99	2020-07-24	2020-08-05												
5020293	B20_07	B20_07	5105	KEYSTONE ST	Lead	Lead	PEX	Copper	2020-07-21	2020-07-21	No		ND	2020-07-21	2020-08-05												
5014087	B21_07	B21_07	377	GROSS ST	Lead	Lead	PEX	Copper	2020-07-21	2020-07-21	No		23.5	2020-07-22	2020-07-28	8.09	2020-10-31	2020-11-16									
5064461	SDWMR_2020B	SDWMR_2020B	1118	MORRISON ST	Lead	PEX	PEX	Not Replaced	2020-07-21		No		ND	2020-07-23	2020-07-28												
5026710	B19_09	B19_09	429	N FAIRMOUNT ST	Lead	Lead	PEX	Copper	2020-07-21	2020-07-21	No		3.13	2020-07-24	2020-08-05												
5064460	SDWMR_2020B	SDWMR_2020B	1120	MORRISON ST	Lead	Lead Tailpiece	PEX	Copper Tailpiece	2020-07-21	2020-07-21	No		ND	2021-03-18	2021-03-29												
5017928	B21_07	B21_07	160	PEARL ST	Lead	Lead	PEX	Copper	2020-07-22	2020-07-22	No		3.96	2020-07-23	2020-08-05												
5020292	B20_07	B20_07	5104	NATRONA WAY	Lead	Lead	PEX	Copper	2020-07-22	2020-07-22	No		ND	2020-07-23	2020-08-05												
5013666	B21_07	B21_07	223	S EVALINE ST	Lead	Lead	PEX	Copper	2020-07-22	2020-07-22	No		4.52	2020-09-14	2020-09-21												
5014089	B21_07	B21_07	381	GROSS ST	Lead	Lead	PEX	Copper	2020-07-22	2020-07-22	No		35.1	2020-07-25	2020-08-05	64	2020-10-26	2020-11-09	4.57	2020-11-10	2020-11-23						
5013469	B21_07	B21_07	257	S MATHILDA ST	Lead	Lead	PEX	Copper	2020-07-23	2020-07-23	No		1.37	2020-08-02	2020-08-10												
5055384	SDWMR_2020A	SDWMR_2020A	20	MOUNT OLIVER ST	Lead	Lead Tailpiece	PEX	Copper Tailpiece	2020-07-23	2020-07-23	No		1.53	2020-07-24	2020-08-05												
5055400	SDWMR_2020A	SDWMR_2020A	54	MOUNT OLIVER ST	Lead	Lead	PEX	Copper	2020-07-23	2020-07-23	No		1.01	2020-07-24	2020-08-05												
5055393	SDWMR_2020A	SDWMR_2020A	40	MOUNT OLIVER ST	Lead	Copper	PEX	Not Replaced	2020-07-23		No		2.36	2020-07-25	2020-08-05												
5055381	SDWMR_2020A	SDWMR_2020A	27	MOUNT OLIVER ST	Lead	Lead Tailpiece	PEX	Copper Tailpiece	2020-07-23	2020-07-23	No		ND	2020-07-26	2020-08-05												
5013759	B21_07	B21_07	213	S EVALINE ST	Lead	Lead	PEX	Copper	2020-07-23	2020-07-23	No		2.03	2020-07-24	2020-08-05												
5055382	SDWMR_2020A	SDWMR_2020A	25	MOUNT OLIVER ST	Lead	Lead	PEX	Copper	2020-07-23	2020-07-23	No		ND	2020-07-24	2020-08-05												
5027572	B19_09	B19_09	201	N NEGLEY AVE	Lead Tailpiece	Lead	PEX	Copper	2020-07-23	2020-07-23	No		73.6	2020-07-27	2020-08-05	7.21	2020-08-03	2020-08-24									
5055376	SDWMR_2020A	SDWMR_2020A	41	MOUNT OLIVER ST	Lead	Lead	PEX	Copper	2020-07-23	2020-07-23	No		1.89	2020-07-27	2020-08-05												
5027228	B19_09	B19_09	5470	ROSETTA ST	Lead	Lead	PEX	Copper	2020-07-23	2020-07-23	No		9.75	2020-07-28	2020-08-10												
5055383	SDWMR_2020A	SDWMR_2020A	18	MOUNT OLIVER ST	Lead	Lead	PEX	Copper	2020-07-23	2020-07-23	No		ND	2020-07-24	2020-08-05												
5013362	B21_07	B21_07	149	PEARL ST	Lead	Lead	PEX	Copper	2020-07-24	2020-07-24	No		12.3	2020-07-28	2020-08-05	2.46	2020-10-26	2020-11-09									
5055397	SDWMR_2020A	SDWMR_2020A	48	MOUNT OLIVER ST	Lead	Lead	PEX	Copper	2020-07-24	2020-07-24	No		8.77	2020-07-25	2020-08-05												
5014096	B21_07	B21_07	361	GROSS ST	Lead	Lead	PEX	Copper	2020-07-24	2020-07-24	No		1.71	2020-07-24	2020-08-05												
5013659	B21_07	B21_07	238	S EVALINE ST	Lead	Copper	PEX	Not Replaced	2020-07-24		No		2.61	2020-08-01	2020-08-10	ND	2020-08-04	2020-08-10									
5055420	SDWMR_2020A	SDWMR_2020A	16	MOUNT OLIVER ST	Lead	Copper	PEX	Not Replaced	2020-07-24		No		ND	2020-08-06	2020-08-10												
5055395	SDWMR_2020A	SDWMR_2020A	44	MOUNT OLIVER ST	Lead	Lead	PEX	Copper	2020-07-24	2020-07-24	No		ND	2020-08-08	2020-09-14												
5028210	Ops	Urgent LSLR	1020	WINTERTON ST	Lead	Lead	PEX	Copper	2020-07-27	2020-08-10	No		3.63	2020-08-11	2020-08-17												
5013460	B21_07	B21_07	242	S MATHILDA ST	Lead	Lead	PEX	Copper	2020-07-27	2020-07-27	No		5.83	2020-09-25	2020-10-05												
5013660	B21_07	B21_07	242	S EVALINE ST	Lead	Lead	PEX	Copper	2020-07-27	2020-07-27	No		9.7	2020-07-31	2020-08-10												
5013476	B21_07	B21_07	243	S MATHILDA ST	Lead	Lead	PEX	Copper	2020-07-27	2020-07-27	No		5.63	2020-07-30	2020-08-05												
5026775	B19_09	B19_09	534	N NEGLEY AVE	Lead	Lead	PEX	Copper	2020-07-27	2020-07-27	No		2.38	2020-07-29	2020-08-05												
5014097	B21_07	B21_07	357	GROSS ST	Lead	Lead	PEX	Copper	2020-07-27	2020-07-27	No		5.54	2020-07-28	2020-08-05												
5013458	B21_07	B21_07	238	S MATHILDA ST	Lead Tailpiece	Lead	Copper	PEX	2020-07-28	2020-07-29	No		ND	2020-09-14	2020-09-21												
5024566	B19_09	B19_09	420	N GRAHAM ST	Lead	Lead	PEX	Copper	2020-07-28	2020-07-28	No		ND	2020-07-29	2020-08-05												
5022700	B20_07	B20_07	207	57TH ST	Lead	Lead	PEX	Copper	2020-07-28	2020-07-28	No		ND	2020-07-29	2020-08-10												
5029266	SDWMR_2020B	SDWMR_2020B	6573	ROWAN ST	Lead	Copper	PEX	Not Replaced	2020-07-28		No		ND	2020-08-03	2020-08-10												
5026576	SDWMR_2020B	SDWMR_2020B	6200	JACKSON ST	Lead	Lead	PEX	Copper	2020-07-29	2020-07-29	No		ND	2020-08-04	2020-08-10												
5013329	B21_07	B21_07	125	PEARL ST	Lead	Lead	PEX	Copper	2020-07-29	2020-07-29	No		248	2020-10-01	2020-10-12	8.02	2020-10-13	2020-11-02	26	2020-11-01	2020-11-16						
5022702	B20_07	B20_07	209	57TH ST	Lead	Lead	PEX	Copper	2020-07-29	2020-07-29	No		ND	2020-08-04	2020-08-10												
5022690	B20_07	B20_07	112	57TH ST	Lead	Lead	PEX	Copper	2020-07-29	2020-07-29	No		ND	2020-08-02	2020-08-10												
5013665	B21_07	B21_07	225	S EVALINE ST	Lead	Lead	PEX	Copper	2020-07-29	2020-07-29	No	</															

Post-Construction Replacement Sample Results (All) Report as of October 31, 2023

Location Id	Work Order Public	Work Order Private	House	Street	Site Verification Public	Site Verification Private	Replaced Material Public	Replaced Material Private	Replacement Date Public	Replacement Date Private	Is Partial	Emergency	Lab Result_p pb1	Dt Collected1	Dt Result Recfrom Lab1	Lab Result_p pb2	Dt Collected2	Dt Result Recfrom Lab2	Lab Result_p pb3	Dt Collected3	Dt Result Recfrom Lab3	Lab Result_p pb4	Dt Collected4	Dt Result Recfrom Lab4	Lab Result_p pb5	Dt Collected5	Dt Result Recfrom Lab5
5013313	B21_07	B21_07	115	PEARL ST	Lead	Lead	PEX	Copper	2020-08-05	2020-08-05	No		ND	2020-09-19	2020-09-28												
5019767	B20_07	B20_07	5232	HARRISON ST	Lead	PEX	PEX	Not Replaced	2020-08-05		No		ND	2020-08-16	2020-08-24												
5022701	B20_07	B20_07	209	57TH ST REAR	Lead	Lead	PEX	Copper	2020-08-05	2020-08-05	No		ND	2020-08-06	2020-08-24												
5055161	SDWMR_2020A	SDWMR_2020A	1802	ST PATRICK ST	Lead	Copper	PEX	Not Replaced	2020-08-05		No		31.6	2020-08-07	2020-08-18	1.67	2020-11-16	2020-11-23									
5013765	B21_07	B21_07	201	S EVALINE ST	Lead	Lead	PEX	Copper	2020-08-06	2020-08-06	No		2.81	2020-08-13	2020-08-31												
5022709	B20_07	B20_07	207	57TH ST REAR	Lead	Lead	PEX	Copper	2020-08-06	2020-08-06	No		ND	2020-08-07	2020-08-17												
5013514	B21_07	B21_07	214	S MILLVALE AVE	Lead	Lead	PEX	Copper	2020-08-06	2020-08-06	No		3.05	2020-08-08	2020-08-17												
5027178	SDWMR_2020B	SDWMR_2020B	817	COLLINS AVE	Lead	Lead	PEX	Copper	2020-08-07	2020-08-07	No		ND	2020-08-08	2020-08-18												
5013539	B21_07	B21_07	201	S MILLVALE AVE	Lead	Lead	PEX	Copper	2020-08-07	2020-08-07	No		1.1	2020-08-08	2020-08-17	2.23	2020-08-10	2020-08-17									
5022568	B20_07	B20_07	5415	BERLIN WAY	Lead	Galvanized Iron	PEX	Copper	2020-08-08	2020-08-08	No		ND	2020-12-07	2020-12-14												
5066086	B22_01	B22_01	1221	ARCH ST	Lead	Copper	PEX	Not Replaced	2020-08-10		No		ND	2020-08-10	2020-08-24												
5065843	B22_01	B22_01	1208	MONTEREY ST	Lead	Lead	PEX	Copper	2020-08-10	2020-08-10	No		2.84	2020-08-12	2020-08-17												
5013485	B21_07	B21_07	217	S MATHILDA ST	Lead	Lead	PEX	Copper	2020-08-10	2020-08-10	No		5.73	2020-08-16	2020-08-24												
5013509	B21_07	B21_07	224	S MILLVALE AVE	Lead	Lead	PEX	Copper	2020-08-10	2020-08-10	No		5.38	2020-08-13	2020-08-24												
5066082	B22_01	B22_01	1217	ARCH ST	Lead	Lead	PEX	Copper	2020-08-10	2020-08-10	No		ND	2020-08-11	2020-08-17												
5011096	Ops	Urgent LSLR	235	CARRON ST	Lead	Lead	PEX	Copper	2020-08-11	2020-08-20	No	Emergency	2.17	2020-08-21	2020-08-31												
5065977	B22_01	B22_01	1241	PALO ALTO ST	Lead	Lead	PEX	Copper	2020-08-11	2020-08-11	No		3.97	2020-08-14	2020-08-24												
5022681	B20_07	B20_07	5632	DONSON WAY	Lead	Lead	PEX	Copper	2020-08-11	2020-08-11	No		5.92	2020-08-11	2020-08-24												
5065859	B22_01	B22_01	1237	MONTEREY ST	Lead	Lead	PEX	Copper	2020-08-11	2020-08-11	No		ND	2020-08-13	2020-08-24												
5013648	B21_07	B21_07	5143	CORAL ST	Lead	Lead	PEX	Copper	2020-08-11	2020-08-11	No		ND	2020-08-13	2020-08-24												
5065860	B22_01	B22_01	1239	MONTEREY ST	Lead	Copper	PEX	Not Replaced	2020-08-11		No		ND	2020-08-15	2020-08-24												
5013510	B21_07	B21_07	222	S MILLVALE AVE	Lead	Lead	PEX	Copper	2020-08-11	2020-08-11	No		14.5	2020-08-12	2020-08-24	ND	2021-05-12	2021-05-25									
5013875	B21_07	B21_07	134	S GRAHAM ST	Lead	Lead	PEX	Copper	2020-08-12	2020-08-12	No		2.14	2020-08-14	2020-08-24												
5065990	B22_01	B22_01	1228	PALO ALTO ST	Lead	Lead	PEX	Copper	2020-08-12	2020-08-12	No		ND	2020-08-13	2020-08-24												
5065849	B22_01	B22_01	1219	MONTEREY ST	Lead	Copper	PEX	Not Replaced	2020-08-12		No		1.31	2020-08-14	2020-08-24												
5018990	CEP_02	CEP_02	5218	COLUMBO ST	Lead	Lead	PEX	Copper	2020-08-12	2020-08-12	No		3.15	2020-08-13	2020-08-24												
5065964	B22_01	B22_01	1223	PALO ALTO ST	Lead	Lead Tailpiece	PEX	Copper Tailpiece	2020-08-12	2020-08-12	No		1.55	2020-08-13	2020-08-24												
5013449	B21_07	B21_07	220	S MATHILDA ST	Lead	Lead	PEX	Copper	2020-08-12	2020-08-12	No		14.5	2020-08-14	2020-08-24	5.95	2020-11-10	2020-11-16									
5065855	B22_01	B22_01	1229	MONTEREY ST	Lead	Copper	PEX	Not Replaced	2020-08-12		No		ND	2020-08-16	2020-08-24												
5055493	SDWMR_2020A	SDWMR_2020A	2420	GABLE ST	Lead	Lead	PEX	Copper	2020-08-12	2020-08-12	No		ND	2020-08-13	2020-08-24												
5013450	B21_07	B21_07	222	S MATHILDA ST	Lead	PEX	PEX	Not Replaced	2020-08-12		No		3.65	2020-08-14	2020-08-24												
5016497	Ops	Urgent LSLR	225	MAIN ST	Lead	Lead	PEX	Copper	2020-08-13	2020-08-19	No	Emergency	ND	2020-08-25	2020-08-31												
5013504	B21_07	B21_07	234	S MILLVALE AVE	Lead	Lead	PEX	Copper	2020-08-13	2020-08-13	No		7.69	2020-08-14	2020-08-24												
5013410	B21_07	B21_07	4749	FRIENDSHIP AVE	Lead	Lead	PEX	Copper	2020-08-13	2020-08-13	No		10.8	2020-08-16	2020-08-24	4.22	2020-10-25	2020-11-09									
5022680	B20_07	B20_07	5631	CARNEGIE ST	Lead	Copper	PEX	Not Replaced	2020-08-13		No		7.3	2020-08-14	2020-08-24												
5023039	B20_07	B20_07	206	57TH ST	Lead	Lead	PEX	Copper	2020-08-13	2020-08-13	No		7.01	2020-08-17	2020-08-24												
5066122	B22_01	B22_01	1228	ARCH ST	Lead	Copper	PEX	Not Replaced	2020-08-13		No		3.56	2020-08-14	2020-08-24												
5066124	B22_01	B22_01	1224	ARCH ST	Lead	Lead	PEX	Copper	2020-08-13	2020-08-13	No		15.6	2020-08-15	2020-08-24												
5055165	SDWMR_2020A	SDWMR_2020A	1830	ST PATRICK ST	Lead	Copper	PEX	Not Replaced	2020-08-13		No		1.34	2020-08-17	2020-08-24												
5065975	B22_01	B22_01	1239	PALO ALTO ST	Lead	Copper	PEX	Not Replaced	2020-08-13		No		ND	2020-08-22	2020-08-31												
5013647	B21_07	B21_07	5127	CORAL ST	Lead	Lead	PEX	Copper	2020-08-14	2020-08-14	No		2.93	2020-08-15	2020-08-24												
5013862	B21_07	B21_07	113	S GRAHAM ST	Lead	Lead	PEX	Copper	2020-08-14	2020-08-14	No		ND	2020-08-18	2020-08-31												
5055140	SDWMR_2020A	SDWMR_2020A	1729	ST PATRICK ST	Lead	Lead	PEX	Copper	2020-08-14	2020-08-14	No		4.2	2020-08-16	2020-08-24												
5065884	B22_01	B22_01	1216	BUENA VISTA ST	Lead	Lead	PEX	Copper	2020-08-17	2020-08-17	No		23.7	2020-08-21	2020-08-31	17.8	2020-11-30	2020-12-14	2.55	2021-02-20	2021-03-03						
5065883	B22_01	B22_01	1218	BUENA VISTA ST	Lead	Copper	PEX	Not Replaced	2020-08-17		No		46	2020-08-17	2020-08-24	ND	2020-11-30	2020-12-08									
5066098	B22_01	B22_01	1325	ARCH ST	Lead	Lead	PEX	Copper	2020-08-17	2020-08-17	No		ND	2020-08-24	2020-09-09												
5013772	B21_07	B21_07	5157	CORAL ST	Lead	Lead Tailpiece	PEX	Copper Tailpiece	2020-08-17	2020-08-17	No		4.02	2020-10-25	2020-11-09												
5013524	B21_07	B21_07	243	S MILLVALE AVE	Lead	Lead	PEX	Copper	2020-08-17	2020-08-17	No		6	2020-08-20	2020-08-24												
5013871	B21_07	B21_07	131	S GRAHAM ST	Lead	Lead	PEX	Copper	2020-08-17	2020-08-17	No		ND	2020-08-26	2020-08-31												
5026150	CEP_02	CEP_02	610	CHISLETT ST	Lead	Lead	PEX	Copper	2020-08-17	2020-08-17	No		4.43	2020-08-20	2020-08-24												
5065981	B22_01	B22_01	1245	PALO ALTO ST	Lead	Lead	PEX	Copper	2020-08-17	2020-08-17	No		2.86	2020-08-18	2020-08-31												
5065985	B22_01	B22_01	1240	PALO ALTO ST	Lead	Lead Tailpiece	PEX	Copper Tailpiece	2020-08-17	2020-08-17	No		ND	2020-09-10	2020-09-21												
5065885	B22_01	B22_01	1214	BUENA VISTA ST	Lead	Lead	PEX	Copper	2020-08-18	2020-08-18	No		11.6	2020-08-20	2020-08-31	15.5	2020-11-27	2020-12-08	5.37	2021-02-21	2021-03-03						
5065998	B22_01	B22_01	1218	PALO ALTO ST	Lead	Copper	PEX	Not Replaced	2020-08-18		No		ND	2020-08-19	2020-08-24												
5013525	B21_07	B21_07	241	S MILLVALE AVE	Lead	Lead	PEX	Copper	2020-08-18	2020-08-18	No		18.3	2020-08-19	2020-08-24	6.22	2020-12-10	2020-12-21									
5013454	B21_07	B21_07	230	S MATHILDA ST	Lead	Copper	PEX	Not Replaced	2020-08-18		No		ND	2020-08-19	2020-08-24												
5066115	B22_01	B22_01	1322	ARCH ST	Lead	Lead	PEX	Copper	2020-08-18	2020-08-18	No		22.2	2020-08-19	2020-08-24	1.34	2020-11-30	2020-12-08									
5065996	B22_01	B22_01	1222	PALO ALTO ST	Lead	Lead	PEX	Copper	2020-08-18	2020-08-18	No		2.81	2020-08-26	2020-09-09												
5022687	B20_07	B20_07	5645	CARNEGIE ST	Lead	Lead																					

Post-Construction Replacement Sample Results (All) Report as of October 31, 2023

Location Id	Work Order Public	Work Order Private	House	Street	Site Verification Public	Site Verification Private	Replaced Material Public	Replaced Material Private	Replacement Date Public	Replacement Date Private	Is Partial	Emergency	Lab Result_p pb1	Dt Collected1	Dt Result Recrform Lab1	Lab Result_p pb2	Dt Collected2	Dt Result Recrform Lab2	Lab Result_p pb3	Dt Collected3	Dt Result Recrform Lab3	Lab Result_p pb4	Dt Collected4	Dt Result Recrform Lab4	Lab Result_p pb5	Dt Collected5	Dt Result Recrform Lab5
5065878	B22_01	B22_01	1228	BUENA VISTA ST	Lead	Lead	PEX	Copper	2020-08-25	2020-08-25	No		1.11	2020-08-26	2020-08-31												
5013890	B21_07	B21_07	5415	CORAL ST	Lead	Lead	PEX	Copper	2020-08-25	2020-08-25	No		1.16	2020-08-26	2020-08-31												
5066235	B22_01	B22_01	113	HEMLOCK ST	Lead	Lead	PEX	Copper	2020-08-25	2020-08-25	No		1.43	2020-11-25	2020-12-08												
5020039	B20_07	B20_07	5240	KEYSTONE ST	Lead	Lead Tailpiece	PEX	Copper Tailpiece	2020-08-25	2020-08-25	No		ND	2020-08-26	2020-08-31												
5013536	B21_07	B21_07	209	S MILLVALE AVE	Lead	Lead	PEX	Copper	2020-08-25	2020-08-25	No		5.55	2020-08-26	2020-09-09												
5013489	B21_07	B21_07	203	S MATHILDA ST	Lead	Lead	PEX	Copper	2020-08-25	2020-08-25	No		9.71	2020-08-31	2020-09-09												
5013918	B21_07	B21_07	5407	CORAL ST	Lead	Lead	PEX	Copper	2020-08-25	2020-08-25	No		2.45	2020-08-27	2020-09-09												
5065880	B22_01	B22_01	1224	BUENA VISTA ST	Lead	Lead	PEX	Copper	2020-08-25	2020-08-25	No		ND	2020-08-26	2020-09-09												
5013498	B21_07	B21_07	246	S MILLVALE AVE	Lead	Lead	PEX	Copper	2020-08-26	2020-08-26	No		19.2	2020-08-26	2020-09-09	6.52	2020-08-27	2020-09-09	2.74	2020-11-28	2020-12-08						
5013442	B21_07	B21_07	206	S MATHILDA ST	Lead	Lead	PEX	Copper	2020-08-26	2020-08-26	No		16.6	2020-08-27	2020-09-09												
5019727	B20_07	B20_07	5152	BUTLER ST	Lead	Lead	PEX	Copper	2020-08-26	2020-08-26	No		ND	2020-10-25	2020-11-09	ND	2020-10-28	2020-11-09									
5019755	B20_07	B20_07	39	MCCANDLESS AVE	Lead	Lead	PEX	Copper	2020-08-26	2020-08-26	No		21	2020-08-27	2020-09-09	ND	2020-11-30	2020-12-08									
5013443	B21_07	B21_07	208	S MATHILDA ST	Lead	Lead	PEX	Copper	2020-08-26	2020-08-26	No		1.21	2020-10-01	2020-10-12												
5065799	B22_01	B22_01	1213	RESACA PL	Lead	Copper	PEX	Not Replaced	2020-08-26		No		ND	2020-08-30	2020-09-09												
5065796	B22_01	B22_01	1207	RESACA PL	Lead	Lead Tailpiece	PEX	Copper Tailpiece	2020-08-27	2020-08-27	No		3.35	2020-08-29	2020-09-09												
5066230	B22_01	B22_01	1312	BOYLE ST	Lead	Lead	PEX	Copper	2020-08-27	2020-08-27	No		ND	2020-11-04	2020-11-16												
5022458	B20_07	B20_07	5331	CARNEGIE ST	Lead	Copper	PEX	Not Replaced	2020-08-27		No		19.9	2020-08-28	2020-09-09	ND	2021-02-15	2021-02-23									
5019754	B20_07	B20_07	41	MCCANDLESS AVE	Lead	Lead	PEX	Copper	2020-08-27	2020-08-27	No		2.32	2020-08-28	2020-09-09												
5054922	SDWMR_2020A	SDWMR_2020A	6	MAGDALENE ST	Lead	Copper	PEX	Not Replaced	2020-08-27		No		ND	2020-08-29	2020-09-09												
5066220	B22_01	B22_01	1222	BOYLE ST	Lead	Copper	PEX	Not Replaced	2020-08-27		No		1.15	2020-08-30	2020-09-09												
5013324	B21_07	B21_07	204	S MATHILDA ST	Lead	Lead	PEX	Copper	2020-08-27	2020-08-27	No		3.07	2020-10-14	2020-11-02												
5013527	B21_07	B21_07	233	S MILLVALE AVE	Lead	Lead	PEX	Copper	2020-08-27	2020-08-27	No		31.8	2020-08-28	2020-09-09	8.17	2020-11-30	2020-12-08									
5065941	B22_01	B22_01	1208	RESACA PL	Lead	Lead	PEX	Copper	2020-08-28	2020-08-28	No		ND	2020-08-28	2020-09-09												
5013505	B21_07	B21_07	232	S MILLVALE AVE	Lead	Lead	PEX	Copper	2020-08-28	2020-08-29	No		7.7	2020-08-30	2020-09-09												
5054921	SDWMR_2020A	SDWMR_2020A	2	MAGDALENE ST	Copper	Lead	PEX	Copper	2020-08-28	2020-08-28	No		58.2	2020-08-29	2020-09-09	ND	2020-12-13	2021-01-06									
5018859	CEP_02	CEP_02	421	N MILLVALE AVE	Lead	Lead	PEX	Copper	2020-08-28	2020-08-28	No		3.66	2020-08-30	2020-09-09												
5066209	B22_01	B22_01	1200	BOYLE ST	Lead	Copper	PEX	Not Replaced	2020-08-31		No		2.83	2020-09-02	2020-09-09												
5065945	B22_01	B22_01	1202	RESACA PL	Lead	Copper	PEX	Not Replaced	2020-08-31		No		4.22	2020-09-01	2020-09-09												
5019747	B20_07	B20_07	5229	BUTLER ST	Lead	Lead	PEX	Copper	2020-08-31	2020-08-31	No		7.01	2020-09-02	2020-09-09												
5014154	B21_07	B21_07	305	S WINEBIDDLE ST	Lead	Lead	PEX	Copper	2020-08-31	2020-08-31	No		33.6	2020-08-31	2020-09-09												
5065811	B22_01	B22_01	1237	RESACA PL	Lead	Copper	PEX	Not Replaced	2020-08-31		No		ND	2020-09-01	2020-09-09												
5078008	SDWMR_2019	SDWMR_2019	3510	MASSACHUSETTS AVE	Lead	Copper	PEX	Not Replaced	2020-09-01		No		ND	2020-09-01	2020-09-09	2.88	2020-09-02	2020-09-09									
5078005	SDWMR_2019	SDWMR_2019	3518	MASSACHUSETTS AVE	Lead	Lead Tailpiece	PEX	Copper Tailpiece	2020-09-01	2020-09-01	No		7.22	2020-09-02	2020-09-09												
5023022	B20_07	B20_07	5612	DONSON WAY	Lead	Copper	PEX	Not Replaced	2020-09-01		No		1.42	2020-10-13	2020-11-02												
5066368	B22_01	B22_01	1114	RESACA PL	Lead	Lead	PEX	Copper	2020-09-01	2020-09-01	No		2.37	2020-09-03	2020-09-09												
5065807	B22_01	B22_01	1229	RESACA PL	Lead	Copper	PEX	Not Replaced	2020-09-01		No		1.46	2020-09-04	2020-09-14												
5065929	B22_01	B22_01	1230	RESACA PL	Lead	Lead	PEX	Copper	2020-09-01	2020-09-01	No		1.21	2020-09-03	2020-09-09												
5013445	B21_07	B21_07	210	S MATHILDA ST	Lead	Lead	PEX	Copper	2020-09-02	2020-09-02	No		27.8	2020-09-20	2020-10-05												
5066213	B22_01	B22_01	1207	LORAIN ST	Lead	Lead	PEX	Copper	2020-09-02	2020-09-02	No		ND	2020-09-04	2020-09-14												
5065810	B22_01	B22_01	1235	RESACA PL	Lead	Lead	PEX	Copper	2020-09-02	2020-09-02	No		1.48	2020-09-05	2020-09-14												
5065925	B22_01	B22_01	1236	RESACA PL	Lead	Copper	PEX	Not Replaced	2020-09-02		No		3.25	2020-09-30	2020-10-12												
5022352	Ops	Urgent LSLR	914	HIGHVIEW ST	Lead	Lead	PEX	Copper	2020-09-03	2020-09-10	No	Emergency	1.86	2020-09-24	2020-10-12												
5066218	B22_01	B22_01	1214	BOYLE ST	Lead	Lead	PEX	Copper	2020-09-03	2020-09-03	No		1.25	2020-09-08	2020-09-21												
5055288	SDWMR_2020A	SDWMR_2020A	31	ST THOMAS ST	Lead	Lead	PEX	Copper	2020-09-03	2020-09-03	No		5.57	2020-09-07	2020-09-14												
5065927	B22_01	B22_01	1232	RESACA PL	Lead	Lead	PEX	Copper	2020-09-03	2020-09-03	No		3.1	2020-09-04	2020-09-14												
5065805	B22_01	B22_01	1225	RESACA PL	Lead	Copper	PEX	Not Replaced	2020-09-03		No		ND	2020-09-05	2020-09-21												
5066215	B22_01	B22_01	1209	LORAIN ST	Lead	Lead	PEX	Copper	2020-09-03	2020-09-03	No		1.55	2020-09-22	2020-09-28												
5042625	Ops	Urgent LSLR	2057	BEECHWOOD BLVD	Lead	Lead	PEX	Copper	2020-09-04	2020-09-22	No	Emergency	ND	2020-09-23	2020-10-05												
5025371	Ops	Urgent LSLR	5815	ELGIN ST	Lead	Lead	PEX	Copper	2020-09-04	2020-09-14	No	Emergency	9.88	2020-09-14	2020-10-05												
5023021	B20_07	B20_07	5614	DONSON WAY	Lead	Lead	PEX	Copper	2020-09-04	2020-09-04	No		ND	2020-10-18	2020-11-02												
5070832	B22_01	B22_01	1413	PORTERFIELD ST	Lead	Lead Tailpiece	PEX	Copper Tailpiece	2020-09-08	2020-09-08	No		6.12	2020-10-01	2020-10-12												
5000643	B16_06	B16_06	312	GIST ST	Lead	Copper	PEX	Not Replaced	2020-09-08		No		ND	2020-11-14	2020-11-30												
5065930	B22_01	B22_01	1228	RESACA PL	Lead Tailpiece	Lead	PEX	Copper	2020-09-08	2020-09-08	No		1.02	2020-09-10	2020-09-21												
5065802	B22_01	B22_01	1219	RESACA PL	Lead	Copper	PEX	Not Replaced	2020-09-08		No		14.7	2020-09-11	2020-09-21												
5066071	B22_01	B22_01	1109	ARCH ST	Lead	Copper	PEX	Not Replaced	2020-09-09		No		ND	2020-09-10	2020-09-21												
5070833	B22_01	B22_01	1415	PORTERFIELD ST	Lead	Lead Tailpiece	PEX	Copper Tailpiece	2020-09-09	2020-09-09	No		75.7	2020-09-10	2020-09-21	5.6	2020-10-06	2020-10-19									
5070838	B22_01	B22_01	1425	PORTERFIELD ST	Lead	Copper	PEX	Not Replaced	2020-09-09		No		2.78	2020-09-10	2020-09-21												
5066078	B22_01	B22_01	1211	ARCH ST	Lead	Lead	PEX	Copper	2020-09-09	2020-09-09	No		ND														

Post-Construction Replacement Sample Results (All) Report as of October 31, 2023

Location Id	Work Order Public	Work Order Private	House	Street	Site Verification Public	Site Verification Private	Replaced Material Public	Replaced Material Private	Replacement Date Public	Replacement Date Private	Is Partial	Emergency	Lab Result_p pb1	Dt Collected1	Dt Result Recrform Lab1	Lab Result_p pb2	Dt Collected2	Dt Result Recrform Lab2	Lab Result_p pb3	Dt Collected3	Dt Result Recrform Lab3	Lab Result_p pb4	Dt Collected4	Dt Result Recrform Lab4	Lab Result_p pb5	Dt Collected5	Dt Result Recrform Lab5
5000530	B16_06	B16_06	120	MILTENBERGER ST	Lead	Lead	PEX	Copper	2020-10-12	2020-10-12	No		ND	2020-10-22	2020-11-16												
5046072	CEP_03	CEP_03	4200	LYDIA ST	Lead	Lead	PEX	Copper	2020-10-12	2020-10-12	No		2.57	2020-10-15	2020-11-02												
5066065	B22_01	B22_01	210	W NORTH AVE	Lead	Lead	PEX	Copper	2020-10-12	2020-10-12	No		1.98	2020-10-14	2020-10-19												
5042041	CEP_03	CEP_03	6674	WOODWELL ST	Lead	Copper	PEX	Not Replaced	2020-10-12		No		2.29	2020-10-14	2020-11-02												
5018984	CEP_02	CEP_02	5133	HILLCREST ST	Lead	Copper	PEX	Not Replaced	2020-10-13		No		ND	2020-11-30	2020-12-08												
5046550	CEP_03	CEP_03	4317	LYDIA ST	Lead	Lead	PEX	Copper	2020-10-13	2020-10-13	No		536	2020-10-16	2020-11-02	35.9	2020-11-02	2020-11-16									
5000664	B16_06	B16_06	1841	BLVD OF THE ALLIES	Lead	Lead	PEX	Copper	2020-10-13	2020-10-13	No		4.01	2020-10-15	2020-11-02												
5066366	B22_01	B22_01	500	W NORTH AVE	Lead	Copper	PEX	Not Replaced	2020-10-14		No		ND	2020-10-15	2020-11-02												
5066379	B22_01	B22_01	400	W NORTH AVE	Lead	Copper	PEX	Not Replaced	2020-10-14		No		1.41	2020-10-15	2020-11-02												
5050072	SDWMR_2020A	SDWMR_2020A	4321	MURRAY AVE	Lead	Copper	PEX	Not Replaced	2020-10-14		No		5.31	2021-08-28	2021-09-20												
5010243	CEP_03	CEP_03	4724	WALLINGFORD ST	Lead	Lead	PEX	Copper	2020-10-14	2020-10-14	No		5.54	2020-10-18	2020-11-02												
5046132	CEP_03	CEP_03	4215	SHIELDS ST	Lead	Lead	PEX	Copper	2020-10-14	2020-10-14	No		8.77	2020-10-15	2020-11-02												
5065844	B22_01	B22_01	1209	DAY ST	Lead	Lead	PEX	Copper	2020-10-14	2020-10-14	No		18	2020-10-15	2020-11-02												
5002388	B16_06	B16_06	1	SENECA ST	Lead	Copper	PEX	Not Replaced	2020-10-15		No		ND	2020-10-16	2020-11-02												
5050060	SDWMR_2020A	SDWMR_2020A	4318	MURRAY AVE	Lead	Lead	PEX	Copper	2020-10-15	2020-10-15	No		7.73	2020-10-16	2020-11-03												
5078070	SDWMR_2019	SDWMR_2019	3428	SIPE ST	Lead	Copper	PEX	Not Replaced	2020-10-15		No		13.7	2020-10-16	2020-11-03												
5000663	B16_06	B16_06	1843	BLVD OF THE ALLIES	Lead	Lead	PEX	Copper	2020-10-15	2020-10-15	No		2.38	2020-10-18	2020-11-02												
5028491	CEP_03	CEP_03	6350	STANTON AVE	Lead	Lead	PEX	Copper	2020-10-16	2020-10-16	No		3.86	2020-10-17	2020-11-02												
5026551	SDWMR_2020B	SDWMR_2020B	6106	JACKSON ST	Lead	Lead	PEX	Copper	2020-10-16	2020-10-16	No		2.13	2020-10-17	2020-11-03												
5050327	SDWMR_2020A	SDWMR_2020A	4348	MURRAY AVE	Lead	Lead	PEX	Copper	2020-10-16	2020-10-16	No		ND	2020-10-20	2020-11-03												
5065910	B22_01	B22_01	402	N TAYLOR AVE	Lead	Lead	PEX	Copper	2020-10-19	2020-10-19	No		51	2020-10-21	2020-11-09	34.7	2020-11-19	2020-11-30	1.16	2021-05-03	2021-05-17						
5078064	SDWMR_2019	SDWMR_2019	3451	SIPE ST	Lead	Lead	PEX	Copper	2020-10-19	2020-10-19	No		1.09	2020-10-21	2020-11-03												
5026587	SDWMR_2020B	SDWMR_2020B	6105	JACKSON ST	Lead	Lead Tailpiece	PEX	Copper Tailpiece	2020-10-20	2020-10-20	No		20000	2020-12-29	2021-01-25	ND	2021-05-04	2021-06-08									
5032129	SDWMR_2020B	SDWMR_2020B	1410	BERLIN ST	Lead	Copper	PEX	Not Replaced	2020-10-20		No		ND	2020-10-28	2020-11-09												
5026529	SDWMR_2020B	SDWMR_2020B	6048	JACKSON ST	Lead	Lead	PEX	Copper	2020-10-20	2020-10-20	No		1.22	2020-12-08	2020-12-21												
5026585	SDWMR_2020B	SDWMR_2020B	6119	JACKSON ST	Lead	Lead	PEX	Copper	2020-10-21	2020-10-21	No		ND	2020-10-22	2020-11-09												
5078065	SDWMR_2019	SDWMR_2019	3443	SIPE ST	Lead	Lead	PEX	Copper	2020-10-21	2020-10-21	No		1.77	2020-10-22	2020-11-09												
5007664	Ops	Urgent LSLR	4301	ANDOVER TER	Lead	Lead	PEX	Copper	2020-10-22	2020-10-28	No	Emergency	283	2020-10-31	2020-11-16	9.57	2020-11-16	2020-11-23									
5078087	B22_01	B22_01	124	HEMLOCK ST	Lead	Lead	PEX	Copper	2020-10-22	2020-10-22	No		ND	2020-10-27	2020-11-09												
5048540	CEP_03	CEP_03	5217	2ND AVE	Lead	Lead	PEX	Copper	2020-10-22	2020-10-22	No		ND	2020-11-04	2020-11-16												
5026528	SDWMR_2020B	SDWMR_2020B	6055	JACKSON ST	Lead	Lead	PEX	Copper	2020-10-22	2020-10-22	No		1.64	2020-10-25	2020-11-09												
5050335	SDWMR_2020A	SDWMR_2020A	4370	MURRAY AVE	Lead	Lead	PEX	Copper	2020-10-22	2020-10-22	No		ND	2021-01-04	2021-01-19												
5050336	SDWMR_2020A	SDWMR_2020A	4372	MURRAY AVE	Lead	Lead	PEX	Copper	2020-10-22	2020-10-22	No		ND	2020-10-26	2020-11-09												
5050337	SDWMR_2020A	SDWMR_2020A	4374	MURRAY AVE	Copper	Lead	PEX	Copper	2020-10-23	2020-10-23	No		2.95	2020-10-26	2020-11-09												
5026252	CEP_03	CEP_03	729	MELLON ST	Lead	Lead	PEX	Copper	2020-10-23	2020-10-23	No		3.22	2020-10-23	2020-11-02												
5050326	SDWMR_2020A	SDWMR_2020A	4344	MURRAY AVE	Lead	Lead	PEX	Copper	2020-10-23	2020-10-23	No		ND	2020-10-24	2020-11-09												
5134127	SDWMR_2020B	SDWMR_2020B	1502	BERLIN ST	Lead	Lead	PEX	Copper	2020-10-23	2020-10-23	No		ND	2020-12-09	2020-12-29												
5050325	SDWMR_2020A	SDWMR_2020A	4338	MURRAY AVE	Copper	Lead	PEX	Copper	2020-10-23	2020-10-23	No		1.23	2020-12-01	2020-12-29												
5050330	SDWMR_2020A	SDWMR_2020A	4356	MURRAY AVE	Lead	Lead	PEX	Copper	2020-10-23	2020-10-23	No		50.2	2020-10-23	2020-11-09	ND	2020-11-17	2020-11-23									
5069444	Ops	Urgent LSLR	1723	RIALTO ST	Lead	Lead	PEX	Copper	2020-10-24	2020-11-20	No	Emergency	1.47	2020-11-21	2020-11-30												
5016434	CEP_03	CEP_03	216	FISK ST	Lead	Lead	PEX	Copper	2020-10-27	2020-10-27	No		2.13	2020-10-28	2020-11-16												
5028440	CEP_03	CEP_03	6345	GLENVIEW PL	Lead	Lead	PEX	Copper	2020-10-27	2020-10-27	No		2.72	2020-10-29	2020-11-16												
5015050	SDWMR_2019	SDWMR_2019	5501	BAUM BLVD	Lead	Lead	PEX	Not Replaced	2020-10-28		Yes		1.66	2020-12-23	2021-01-11												
5050344	SDWMR_2020A	SDWMR_2020A	4377	MURRAY AVE	Lead	Lead	PEX	Copper	2020-10-28	2020-10-28	No		2.42	2020-12-22	2021-01-19												
5052072	CEP_03	CEP_03	2424	PATTERSON ST	Lead	Lead	PEX	Copper	2020-11-03	2020-11-03	No		9.08	2020-11-05	2020-11-16												
5020721	CEP_03	CEP_03	5414	CAMELIA ST	Lead	Lead	PEX	Copper	2020-11-04	2020-11-04	No		2.14	2020-11-10	2020-11-23												
5049756	SDWMR_2020A	SDWMR_2020A	4026	MURRAY AVE	Lead	Lead	PEX	Copper	2020-11-04	2020-11-04	No		6.1	2020-11-07	2020-12-15												
5049757	SDWMR_2020A	SDWMR_2020A	4030	MURRAY AVE	Lead	Lead	PEX	Copper	2020-11-04	2020-11-04	No		9.48	2020-11-05	2020-11-17												
5049750	SDWMR_2020A	SDWMR_2020A	4008	MURRAY AVE	Lead	Copper	PEX	Not Replaced	2020-11-04		No		1.53	2020-11-09	2020-11-30												
5049797	SDWMR_2020A	SDWMR_2020A	4005-4007	MURRAY AVE	Lead	Lead Tailpiece	PEX	Copper Tailpiece	2020-11-04	2020-11-04	No		10.6	2020-11-06	2020-11-17												
5122593	CEP_03	CEP_03	1041	EVERGREEN AVENUE	Lead	Lead Tailpiece	PEX	Copper Tailpiece	2020-11-05	2020-11-05	No		1.6	2020-11-06	2020-11-16												
5031903	SDWMR_2020B	SDWMR_2020B	1460	BERLIN ST	Lead	Lead	PEX	Copper	2020-11-05	2020-11-05	No		78.7	2020-11-06	2020-11-17	45	2020-11-20	2020-11-30	1.69	2021-05-03	2021-05-10						
5018778	Ops	Urgent LSLR	419	N MATHILDA ST	Lead	Lead	PEX	Copper	2020-11-06	2020-11-17	No	Emergency	2.99	2021-06-19	2021-07-06												
5023298	CEP_03	CEP_03	1349	HAWTHORNE ST	Lead	Lead	PEX	Copper	2020-11-06	2020-11-06	No		3.71	2020-11-08	2020-11-16												
5080317	Urgent Water	Urgent Water	1717	KLEBER ST	Lead	Lead	PEX	Copper	2020-11-06	2020-11-06	No	Emergency	ND	2020-11-08	2020-11-16												
5015606	SDWMR_2019	SDWMR_2019	5777	BAUM BLVD	Lead	Lead	Copper	Copper	2020-11-07	2020-11-07	No		162	2020-11-11	2020-11-23	1.31	2020-12-14	2021-01-11	1.8	2021-02-18	2021-03-03						
5017631	Ewing St Relay	Ewing St Relay	4040	LIBERTY AVE	Lead	Lead	Copper</																				

Post-Construction Replacement Sample Results (All) Report as of October 31, 2023

Location Id	Work Order Public	Work Order Private	House	Street	Site Verification Public	Site Verification Private	Replaced Material Public	Replaced Material Private	Replacement Date Public	Replacement Date Private	Is Partial	Emergency	Lab Result_p pb1	Dt Collected1	Dt Result Recfrom Lab1	Lab Result_p pb2	Dt Collected2	Dt Result Recfrom Lab2	Lab Result_p pb3	Dt Collected3	Dt Result Recfrom Lab3	Lab Result_p pb4	Dt Collected4	Dt Result Recfrom Lab4	Lab Result_p pb5	Dt Collected5	Dt Result Recfrom Lab5
5052209	SDWMR 2019	SDWMR 2019	2827	SUMNER ST	Lead	Lead	PEX	Copper	2021-08-10	2021-08-10	No		21.3	2021-08-16	2021-08-30	3.32	2021-11-17	2021-11-29									
5036052	Ops	Urgent LSLR	1353	SHADY AVE	Lead	Lead	PEX	Copper	2021-08-11	2021-08-13	No	Emergency	ND	2021-08-15	2021-09-07												
5052627	SDWMR 2019	SDWMR 2019	3107	COBDEN ST	Lead	Copper	PEX	Not Replaced	2021-08-11		No		ND	2021-08-12	2021-08-30												
5060427	SDWMR 2020A	SDWMR 2020A	407	CLARENCE ST	Lead	Copper	PEX	Not Replaced	2021-08-11		No		2.97	2021-08-15	2021-09-07												
5041073	Ops		426	HASTINGS ST	Lead	Copper	PEX	Not Replaced	2021-08-18		No	Emergency	1.1	2021-08-31	2021-09-20												
5052207	SDWMR 2019	SDWMR 2019	2909	SUMNER ST	Lead	Lead	PEX	Copper	2021-08-19	2021-08-19	No		4.62	2021-09-02	2021-09-20												
5060426	SDWMR 2020A	SDWMR 2020A	411	CLARENCE ST	PEX	Lead	PEX	Copper	2021-08-19	2021-08-19	No		1.09	2021-08-20	2021-09-20												
5000582	BRT	BRT	1806	FORBES AVE	Lead	Lead	PEX	Copper	2021-08-21	2021-08-21	No		10.9	2023-07-05	2023-07-17												
5066703	Ops	Urgent LSLR	914	JAMES ST	Lead	Lead	PEX	Copper	2021-08-23	2021-08-30	No	Emergency	ND	2021-11-29	2021-12-20												
5052219	SDWMR 2019	SDWMR 2019	2721	SUMNER ST	Lead	Lead	PEX	Copper	2021-08-25	2021-08-25	No		ND	2021-08-29	2021-09-20												
5052217	SDWMR 2019	SDWMR 2019	2727	SUMNER ST	Lead	Lead	PEX	Copper	2021-08-25	2021-08-25	No		1.06	2021-08-27	2021-09-13												
5051737	SDWMR 2019	SDWMR 2019	2616	SUMNER ST	Lead	Lead	PEX	Copper	2021-08-30	2021-08-30	No		1.76	2021-09-03	2021-09-20												
5052213	SDWMR 2019	SDWMR 2019	2735	SUMNER ST	Lead	Copper	PEX	Not Replaced	2021-09-02		No		1.21	2021-09-04	2021-09-20												
5012449	Maryland Ave GI	Maryland Ave GI	5752	KENTUCKY AVE	Lead	Lead	PEX	Copper	2021-09-03	2021-09-03	No		ND	2021-11-08	2021-12-20	1.13	2021-11-15	2021-11-22									
5051742	SDWMR 2019	SDWMR 2019	2715	SUMNER ST	Lead	Copper	Copper	Copper	2021-09-08	2021-09-08	No		7.15	2021-09-09	2021-09-20												
5051741	SDWMR 2019	SDWMR 2019	2713	SUMNER ST	Lead	Copper	PEX	Not Replaced	2021-09-09		No		1.86	2021-09-12	2021-09-20												
5000720	BRT	BRT	2033	FORBES AVE	Lead	Copper	PEX	Not Replaced	2021-09-10		No		ND	2021-09-14	2021-09-27												
5052103	SDWMR 2019	SDWMR 2019	2703	BURHAM ST	Lead	Lead	PEX	Copper	2021-09-13	2021-09-13	No		21	2021-09-14	2021-10-04	9.31	2021-12-15	2022-01-04									
5000771	BRT	BRT	2024	FORBES AVE	Copper	Lead	PEX	Copper	2021-09-14	2021-09-14	No		ND	2021-09-16	2021-10-04												
5051936	SDWMR 2019	SDWMR 2019	2601	BURHAM ST	Copper	Lead	PEX	Copper	2021-09-15	2021-09-15	No		5.36	2021-09-17	2021-10-04												
5051934	SDWMR 2019	SDWMR 2019	2512	BURHAM ST	Lead	Lead	PEX	Copper	2021-09-16	2021-09-16	No		ND	2021-10-10	2021-10-26												
5051930	SDWMR 2019	SDWMR 2019	2424	BURHAM ST	Lead	Lead	PEX	Copper	2021-09-20	2021-09-20	No		2.56	2021-09-21	2021-10-04												
5051597	SDWMR 2019	SDWMR 2019	2415	BURHAM ST	Lead	Lead	PEX	Copper	2021-09-20	2021-09-20	No		1.47	2021-09-24	2021-10-04												
5000709	BRT	BRT	2018	5TH AVE	Lead	Lead	PEX	Copper	2021-09-20	2021-09-20	No		27.2	2021-09-20	2021-10-04												
5000710	BRT	BRT	2020	5TH AVE	Lead	Lead	PEX	Copper	2021-09-20	2021-09-20	No		3.35	2021-09-22	2021-10-04												
5053088	Ops	Private Reimbursement	15	S 14TH ST	Lead	Lead	PEX	Copper	2021-10-06	2021-11-01	No	Emergency	2.66	2022-04-06	2022-04-14												
5030246	Ops	Urgent LSLR	529	FINLEY ST	Lead	Lead	PEX	Copper	2021-10-18	2021-10-25	No	Emergency	ND	2021-11-15	2021-12-06												
5051734	SDWMR 2020B	SDWMR 2020B	2619	SUMNER ST	Lead	Copper	PEX	Not Replaced	2021-10-19		No		1.07	2021-10-22	2021-11-08												
5051744	SDWMR 2020B	SDWMR 2020B	2722	STROMBERG ST	Copper	Lead	PEX	Copper	2021-10-20	2021-10-20	No		2.21	2021-10-22	2021-11-08												
5030887	Ops		6929	CHURCHLAND ST	Lead	Copper	PEX	Not Replaced	2021-10-25		No	Emergency	ND	2021-10-27	2021-11-15	2.27	2021-10-27	2021-11-15									
5036834	Ops	Urgent LSLR	1545	ASBURY PL	Lead	Lead	PEX	Copper	2021-10-26		No		ND	2021-11-17	2021-12-06												
5012082	Ops	Private Reimbursement	420	STRATTON LN	Lead	Lead	PEX	Copper	2021-10-28	2021-10-28	No	Emergency	ND	2021-11-02	2021-11-15												
5041021	Ops	Urgent LSLR	502	GETTYSBURG ST	Lead	Lead	PEX	Copper	2021-11-01	2021-11-17	No	Emergency	3.56	2021-11-18	2021-11-29												
5036329	Wightman Park Phase 2	Wightman Park Phase 2	5702	WOODMONT ST	Lead	Lead	PEX	Copper	2021-11-02	2021-11-02	No		2.67	2021-11-08	2021-11-29												
5014988	Ops	Urgent LSLR	440	S AIKEN AVE	Lead	Lead	PEX	Copper	2021-11-09	2021-12-09	No		ND	2022-01-06	2022-01-25												
5039481	Ops	Urgent LSLR	6349	MONITOR ST	Lead	Lead	PEX	Copper	2021-11-11	2021-11-11	No		ND	2022-01-12	2022-02-03												
5064004	Ops		3127	BRUNOT AVE	Lead	Copper	PEX	Not Replaced	2021-11-15		No	Emergency	1	2022-01-14	2022-02-03												
5051576	SDWMR 2020B	SDWMR 2020B	76	HOLT ST	Copper	Lead	PEX	Copper	2021-11-23	2021-11-23	No		1.08	2021-11-25	2021-12-20	2.56	2021-11-25	2021-12-20									
5013989	Ops	Urgent LSLR	4773	SCIOTA ST	Lead	Lead	PEX	Copper	2021-11-30	2021-12-10	No	Emergency	1.57	2021-12-11	2021-12-20												
5052307	Ops	Urgent LSLR	1611	STERLING ST	Lead	Lead	PEX	Copper	2021-12-20	2021-12-22	No	Emergency	ND	2022-02-14	2022-03-07												
5051903	Ops	Urgent LSLR	1314	STERLING ST	Lead	Lead	PEX	Copper	2022-01-10	2022-01-22	No	Emergency	8.32	2022-01-24	2022-02-08												
5073252	Ops	Urgent LSLR	1915-1917	ROCKLEDGE ST	Lead	Lead	PEX	Copper	2022-01-13	2022-01-15	No		ND	2022-01-17	2022-02-08												
5035986	Ops	Urgent LSLR	1310	MURRAY AVE	Lead	Lead	PEX	Copper	2022-01-21	2022-01-22	No		9.44	2022-01-22	2022-02-08												
5121908	Urgent Water	Urgent Water	828	STANTON AVENUE	Copper	Lead	PEX	Copper	2022-02-01	2022-02-02	Yes	Emergency	ND	2022-02-12	2022-02-21												
5067844	Ops	Urgent LSLR	1406	FIRTH ST	Lead	Lead	PEX	Copper	2022-02-07	2022-02-10	No	Emergency	ND	2022-02-11	2022-02-21												
5022951	Ops	Urgent LSLR	1434	WOODBINE ST	Lead	Lead	PEX	Copper	2022-02-14	2022-02-17	No	Emergency	3.71	2022-02-23	2022-03-14												
5000290	BRT	BRT	1042	5TH AVE	Copper	Lead	PEX	Copper	2022-02-16	2022-02-16	No		1.01	2022-02-17	2022-03-07												
5042127	Ops		619	KIRTLAND ST	Lead	Copper	PEX	Not Replaced	2022-02-24		No	Emergency	ND	2022-05-12	2022-05-27												
5037597	Ops	Urgent LSLR 2	1906	WIGHTMAN ST	Lead	Lead	PEX	Copper	2022-03-03	2022-03-04	No	Emergency	2300	2022-03-05	2022-03-21												
5065154	Ops	Urgent LSLR 2	1331	SHEFFIELD ST	Lead	Lead	PEX	Copper	2022-03-21	2022-03-23	No	Emergency	2.17	2022-03-28	2022-04-26												
5038698	Ops	Urgent LSLR 2	5666	MELVIN ST	Lead	Lead	PEX	Copper	2022-03-29	2022-03-31	No	Emergency	ND	2022-04-04	2022-04-14												
5028129	Ops		1110	DE VICTOR PL	Lead	Copper	PEX	Not Replaced	2022-03-31		No	Emergency	1.95	2022-04-04	2022-04-14												
5044273	Priority	Priority	945	MILTON ST	Lead	Lead	PEX	Copper	2022-04-04	2022-04-04	No		1.91	2022-04-07	2022-04-14												
5044221	Priority	Priority	707	S BRADDOCK AVE	Lead	Lead	PEX	Copper	2022-04-05	2022-04-05	No		5.47	2022-04-06	2022-04-14												
5044084	Priority	Priority	701	S BRADDOCK AVE	Lead	Lead	PEX	Copper	2022-04-06	2022-04-06	No		2.18	2022-04-21	2022-05-05												
5044149	Priority	Priority	594	CELERON ST	Lead	Lead	PEX	Copper	2022-04-07	2022-04-07	No		2.45	2022-04-13	2022-04-25												
5026325	SDWMR 2021 B	SDWMR 2021 B	839	N SAINT CLAIR ST	Lead	Lead Tailpiece	PEX	Copper Tailpiece	2022-04-08	2022-04-08	No		ND	2022-04-10	2022-04-25												
5006153	Ops	Urgent LSLR 2	7	MCCLAREN ST	Lead	Lead	PEX	Copper	2022-04-11	2022-04-13	No	Emergency	4.69	2022-04-14	2022-05-05												
5026315	Priority	Priority	822	MELLON ST	Lead	Lead</																					

Post-Construction Replacement Sample Results (All) Report as of October 31, 2023

Location Id	Work Order Public	Work Order Private	House	Street	Site Verification Public	Site Verification Private	Replaced Material Public	Replaced Material Private	Replacement Date Public	Replacement Date Private	Is Partial	Emergency	Lab Result_p pb1	Dt Collected1	Dt Result Recfrom Lab1	Lab Result_p pb2	Dt Collected2	Dt Result Recfrom Lab2	Lab Result_p pb3	Dt Collected3	Dt Result Recfrom Lab3	Lab Result_p pb4	Dt Collected4	Dt Result Recfrom Lab4	Lab Result_p pb5	Dt Collected5	Dt Result Recfrom Lab5	
5043674	Priority	Priority	129	E END AVE	Lead	Copper	PEX	Not Replaced	2022-04-27		No		22.9	2022-07-08	2022-07-14	25.4	2023-01-05	2023-01-20										
5026810	SDWMMR_2021_B	SDWMMR_2021_B	5625	HAYS ST	Lead	Copper	PEX	Not Replaced	2022-04-27		No		ND	2022-04-29	2022-05-05													
5016609	SDWMMR_2021_B	SDWMMR_2021_B	402	42ND ST	Copper	Lead	PEX	Copper	2022-04-27	2022-04-27	No		1.36	2022-04-28	2022-05-05													
5026817	SDWMMR_2021_B	SDWMMR_2021_B	5635	HAYS ST	Lead	Lead	PEX	Copper	2022-04-28	2022-04-28	No		ND	2022-04-29	2022-05-05													
5062551	D04_02	D04_02	602	S MAIN ST	Lead	Copper	PEX	Not Replaced	2022-04-29		No		ND	2022-06-18	2022-07-01													
5062759	D04_02	D04_02	611	S MAIN ST	Lead	Lead	PEX	Copper	2022-04-29	2022-04-29	No		2.11	2022-06-22	2022-07-01													
5020791	Priority	Priority	5537	MCCANDLESS AVE	Lead	Lead	PEX	Copper	2022-04-29	2022-04-29	No		78.6	2022-05-03	2022-05-16	ND	2022-08-07	2022-08-15										
5025892	Priority	Priority	1015	PORTLAND ST	Lead	Lead	PEX	Copper	2022-05-02	2022-05-02	No		3.43	2022-05-04	2022-05-16													
5026819	SDWMMR_2021_B	SDWMMR_2021_B	5639	HAYS ST	Lead	Lead	PEX	Copper	2022-05-02	2022-05-02	No		3.22	2022-05-04	2022-05-16													
5010084	Priority	Priority	529	IVY ST	Lead	Lead	PEX	Copper	2022-05-02	2022-05-02	No		7.32	2022-05-03	2022-05-16													
5016699	SDWMMR_2021_B	SDWMMR_2021_B	4211	DUNKELD WAY	Lead	Lead Tailpiece	PEX	Copper Tailpiece	2022-05-02	2022-05-02	No		ND	2022-05-10	2022-05-27													
5016708	SDWMMR_2021_B	SDWMMR_2021_B	4229	DUNKELD WAY	Lead	Lead Tailpiece	PEX	Copper	2022-05-03	2022-05-03	No		ND	2022-05-04	2022-05-16													
5026870	SDWMMR_2021_B	SDWMMR_2021_B	5712	HAYS ST	Lead	Lead	PEX	Copper	2022-05-03	2022-05-03	No		1.42	2022-05-08	2022-05-16													
5013042	Priority	Priority	626	EDMOND ST	Lead	Lead	PEX	Copper	2022-05-03	2022-05-03	No		ND	2022-05-08	2022-05-27													
5026924	SDWMMR_2021_B	SDWMMR_2021_B	5705	HAYS ST	Lead	Copper	PEX	Not Replaced	2022-05-03		No		ND	2022-05-28	2022-06-10													
5026969	SDWMMR_2021_B	SDWMMR_2021_B	710	N EUCLID AVE	Lead	Lead	PEX	Copper	2022-05-04	2022-05-04	No		1.19	2022-05-05	2022-05-16													
5034411	Priority	Priority	4	OLYMPIA PL	Lead Tailpiece	Lead	Copper Tailpiece	Copper	2022-05-04	2022-05-04	No		6.42	2022-05-05	2022-05-16													
5007650	Ops	Urgent LSLR_2	4307	DAKOTA ST	Lead	Lead	PEX	Copper	2022-05-05	2022-05-11	No	Emergency	4.7	2022-05-12	2022-05-27													
5016258	Priority	Priority	276	46TH ST	Lead	Lead	PEX	Copper	2022-05-05	2022-05-05	No		3.21	2022-05-07	2022-05-27													
5016722	SDWMMR_2021_B	SDWMMR_2021_B	4221	SHERROD ST	PEX	Lead	PEX	Copper	2022-05-05	2022-05-05	No		ND	2022-05-13	2022-05-27													
5024632	Priority	Priority	201	N GRAHAM ST	Lead	Lead	PEX	Copper	2022-05-09	2022-05-09	No		ND	2022-05-22	2022-06-03													
5012728	Priority	Priority	418	TAYLOR ST	Lead	Lead	PEX	Copper	2022-05-09	2022-05-09	No		2.95	2022-05-11	2022-05-27													
5061920	D04_02	D04_02	93	STUBEN ST	Lead	Lead	PEX	Copper	2022-05-10	2022-05-10	No		15.6	2022-05-12	2022-05-27	3.54	2022-08-16	2022-08-29										
5042133	Priority	Priority	605	KIRTLAND ST	Lead	Lead	PEX	Copper	2022-05-10	2022-05-10	No		1.08	2022-07-11	2022-07-21													
5016539	Priority	Priority	318	42ND ST	Lead	Lead	PEX	Copper	2022-05-12	2022-05-12	No		19.5	2022-05-13	2022-06-01	3.06	2022-08-13	2022-08-22										
5040219	McPherson Blvd Relay	McPherson Blvd Relay	6702	MCPHERSON BLVD	Lead	Lead	PEX	Copper	2022-05-12	2022-05-12	No		ND	2022-06-28	2022-07-01													
5040241	McPherson Blvd Relay	McPherson Blvd Relay	6705	MCPHERSON BLVD	Copper	Lead	PEX	Copper	2022-05-12	2022-05-12	No		ND	2022-05-17	2022-06-01													
5017316	SDWMMR_2021_B	SDWMMR_2021_B	4563	CARROLL ST	Copper	Lead	PEX	Copper	2022-05-13	2022-05-13	No		ND	2022-05-14	2022-05-27													
5040240	McPherson Blvd Relay	McPherson Blvd Relay	6707	MCPHERSON BLVD	Lead	Lead	PEX	Copper	2022-05-13	2022-05-13	No		ND	2022-05-13	2022-05-27	ND	2022-05-14	2022-05-27										
5016743	SDWMMR_2021_B	SDWMMR_2021_B	4232	SHERROD ST	Lead	Lead	PEX	Copper	2022-05-13	2022-05-13	No		ND	2022-05-16	2022-06-01													
5016744	SDWMMR_2021_B	SDWMMR_2021_B	413	42ND ST	Lead	Lead	PEX	Copper	2022-05-16	2022-05-16	No		21.6	2022-05-20	2022-06-01	3.09	2023-01-21	2023-03-09										
5026391	SDWMMR_2021_B	SDWMMR_2021_B	816	N EUCLID AVE	Lead	Lead	PEX	Copper	2022-05-16	2022-05-16	No		ND	2022-05-23	2022-06-10													
5035713	Priority	Priority	718	S LINDEN AVE	Lead	Lead	PEX	Copper	2022-05-16	2022-05-16	No		ND	2022-05-20	2022-06-01													
5015369	Centre Ave Relay	Centre Ave Relay	4917	CENTRE AVE	Lead	Copper	PEX	Not Replaced	2022-05-17		No		2.18	2022-05-18	2022-06-10													
5017321	SDWMMR_2021_B	SDWMMR_2021_B	4573	CARROLL ST	Lead	Lead	PEX	Copper	2022-05-17	2022-05-17	No		ND	2022-07-25	2022-08-01													
5029127	Priority	Priority	609	THOMPSON ST	Lead	Copper	PEX	Not Replaced	2022-05-17		No		14.1	2022-07-11	2022-07-21													
5017002	SDWMMR_2021_B	SDWMMR_2021_B	418	42ND ST	Lead	Copper	PEX	Not Replaced	2022-05-17		No		ND	2022-05-18	2022-06-01													
5062253	D04_02	D04_02	1127	STUBEN ST	Lead	Copper	PEX	Not Replaced	2022-05-17		No		1.02	2022-05-29	2022-06-15													
5040239	McPherson Blvd Relay	McPherson Blvd Relay	6709	MCPHERSON BLVD	Lead	Copper	PEX	Not Replaced	2022-05-17		No		ND	2022-05-20	2022-06-01													
5016721	SDWMMR_2021_B	SDWMMR_2021_B	4223	SHERROD ST	Copper	Lead	PEX	Copper	2022-05-17	2022-05-17	No		ND	2022-05-20	2022-06-01													
5036434	Priority	Priority	5841	FERREE ST	Lead	Lead	PEX	Copper	2022-05-18	2022-05-18	No		1.16	2022-06-29	2022-07-01													
5026385	SDWMMR_2021_B	SDWMMR_2021_B	830	N EUCLID AVE	Lead	Lead	PEX	Copper	2022-05-18	2022-05-18	No		ND	2022-12-13	2022-12-21													
5026358	SDWMMR_2021_B	SDWMMR_2021_B	829	N EUCLID AVE	Lead	Lead	PEX	Copper	2022-05-18	2022-05-18	No		1.36	2022-05-18	2022-06-24													
5040238	McPherson Blvd Relay	McPherson Blvd Relay	6713	MCPHERSON BLVD	Lead	Lead	PEX	Copper	2022-05-18	2022-05-18	No		ND	2022-05-22	2022-06-03													
5040221	McPherson Blvd Relay	McPherson Blvd Relay	6708	MCPHERSON BLVD	Lead	Lead	PEX	Copper	2022-05-18	2022-05-18	No		ND	2022-05-19	2022-06-10													
5017317	SDWMMR_2021_B	SDWMMR_2021_B	4565	CARROLL ST	Lead	Lead	PEX	Copper	2022-05-18	2022-05-18	No		1.7	2022-05-19	2022-06-01													
5062373	D04_02	D04_02	1215	ARNOLD ST	Copper	Lead	PEX	Copper	2022-05-19	2022-05-19	No		ND	2022-05-23	2022-06-03													
5040237	McPherson Blvd Relay	McPherson Blvd Relay	6715	MCPHERSON BLVD	Lead	Lead	PEX	Copper	2022-05-19	2022-05-19	No		ND	2022-05-19	2022-06-03	ND	2022-05-31	2022-06-27										
5040313	McPherson Blvd Relay	McPherson Blvd Relay	6710	MCPHERSON BLVD	Lead	Lead	PEX	Copper	2022-05-19	2022-05-19	No		ND	2022-05-20	2022-06-01													
5026356	SDWMMR_2021_B	SDWMMR_2021_B	823	N EUCLID AVE	Lead	Lead	PEX	Copper	2022-05-19	2022-05-19	No		1.88	2022-07-07	2022-07-14													
5016724	SDWMMR_2021_B	SDWMMR_2021_B	4217	SHERROD ST	Lead	Copper	PEX	Not Replaced	2022-05-20		No		ND	2022-05-23	2022-06-03													
5065150	Ops		1321	SHEFFIELD ST	Lead	Lead	PEX	PEX	2022-05-23	2022-05-23	No	Emergency	ND	2022-09-19	2022-09-25													
5017307	SDWMMR_2021_B	SDWMMR_2021_B	4543	CARROLL ST	Lead	Lead	PEX	Copper	2022-05-23	2022-05-24	No		47	2022-09-22	2022-10-06	2.46	2022-10-21	2022-10-27										
5040236	McPherson Blvd Relay	McPherson Blvd Relay	6719	MCPHERSON BLVD	Lead	Copper	PEX	Not Replaced	2022-05-23		No		ND	2022-05-24	2022-06-03													
5063694	D04_02	D04_02	147	FAIRVIEW AVE	Lead	Copper	PEX	Not Replaced	2022-05-23		No		ND	2022-05-25	2022-06-03													
5026362	SDWMMR_2021_B	SDWMMR_2021_B	905	N EUCLID AVE	Lead	Lead	PEX	Copper	2022-05-23	2022-05-23	No		4.6	2022-05-27	2022-06-03													
5026363	SDWMMR_2021_B	SDWMMR_2021_B	909	N EUCLID AVE	Lead	Lead	PEX	Copper	2022-05-23	2022-05-23	No		1.23	2022-05-26	2022-06-03													
5036557	Priority	Priority	1506	BEECHWOOD BLVD	Lead	Lead	PEX	Copper	2022-05-24																			

Post-Construction Replacement Sample Results (All) Report as of October 31, 2023

Location Id	Work Order Public	Work Order Private	House	Street	Site Verification Public	Site Verification Private	Replaced Material Public	Replaced Material Private	Replacement Date Public	Replacement Date Private	Is Partial	Emergency	Lab Result_p pb1	Dt Collected1	Dt Result Recfrom Lab1	Lab Result_p pb2	Dt Collected2	Dt Result Recfrom Lab2	Lab Result_p pb3	Dt Collected3	Dt Result Recfrom Lab3	Lab Result_p pb4	Dt Collected4	Dt Result Recfrom Lab4	Lab Result_p pb5	Dt Collected5	Dt Result Recfrom Lab5
5063405	D04_02	D04_02	1006	ZAHNISER ST	Lead	Copper	PEX	Not Replaced	2022-06-02		No		ND	2022-06-03	2022-07-12												
5017873	SDWMMR_2021_B	SDWMMR_2021_B	4623	CARROLL ST	Lead	Lead	PEX	Copper	2022-06-02	2022-06-02	No		2.42	2022-06-04	2022-06-20												
5040228	McPherson Blvd Relay	McPherson Blvd Relay	6745	MCPHERSON BLVD	Lead	Lead	PEX	Copper	2022-06-02	2022-06-02	No		ND	2022-06-03	2022-06-15												
5017029	SDWMMR_2021_B	SDWMMR_2021_B	434	42ND ST	Lead	Copper	PEX	Not Replaced	2022-06-02		No		ND	2022-06-03	2022-06-15												
5063756	D04_02	D04_02	711	VALONIA ST	Lead	Lead Tailpiece	PEX	Copper Tailpiece	2022-06-02	2022-06-02	No		2	2022-06-06	2022-06-20												
5036531	Priority	Priority	1530	DENNISTON ST	Lead	Lead	PEX	Copper	2022-06-02	2022-06-02	No		ND	2022-06-04	2022-06-15												
5036532	Priority	Priority	1534	DENNISTON ST	Lead	Lead	PEX	Copper	2022-06-02	2022-06-02	No		1.99	2022-06-03	2022-06-10												
5013322	SDWMMR_2021_B	SDWMMR_2021_B	205	EDMOND ST	Copper	Lead	PEX	Copper	2022-06-03	2022-06-06	No		4.63	2022-06-08	2022-06-20												
5036849	Priority	Priority	5746	AYLESBORO AVE	Lead	Lead	Copper	Copper	2022-06-03	2022-05-20	No		2.09	2022-06-07	2022-06-20												
5013323	SDWMMR_2021_B	SDWMMR_2021_B	207	EDMOND ST	Lead	Lead	PEX	Copper	2022-06-03	2022-06-09	No		2.22	2022-06-10	2022-07-01												
5040227	McPherson Blvd Relay	McPherson Blvd Relay	6747	MCPHERSON BLVD	Lead	Lead	PEX	Copper	2022-06-03	2022-06-03	No		5.77	2022-06-05	2022-06-20												
5040229	McPherson Blvd Relay	McPherson Blvd Relay	6741	MCPHERSON BLVD	Lead	Copper	PEX	Not Replaced	2022-06-03		No		ND	2022-06-22	2022-07-01												
5026382	SDWMMR_2021_B	SDWMMR_2021_B	5800	WAYNE RD	Lead	Lead	PEX	Copper	2022-06-03	2022-06-03	No		ND	2022-06-24	2022-07-01												
5063400	D04_02	D04_02	1135	OSWIN ST	Lead	Lead Tailpiece	PEX	Copper Tailpiece	2022-06-03	2022-06-03	No		21.2	2022-06-08	2022-06-27												
5037835	Priority	Priority	5871-5873	HOBART ST	Lead	Lead	PEX	Copper	2022-06-06	2022-06-06	No		4.19	2022-06-08	2022-06-20												
5040226	McPherson Blvd Relay	McPherson Blvd Relay	6751	MCPHERSON BLVD	Lead	Lead	PEX	Copper	2022-06-06	2022-06-06	No		ND	2022-08-03	2022-08-19												
5016059	SDWMMR_2021_B	SDWMMR_2021_B	4321	SUMMIT ST	Lead	Lead	PEX	Copper	2022-06-06	2022-06-06	No		6.44	2022-06-09	2022-06-24												
5017876	SDWMMR_2021_B	SDWMMR_2021_B	4629	CARROLL ST	Lead	Lead	PEX	Copper	2022-06-06	2022-06-06	No		ND	2022-06-09	2022-06-20												
5026374	SDWMMR_2021_B	SDWMMR_2021_B	901	N HIGHLAND AVE	Lead	Lead	PEX	Copper	2022-06-06	2022-06-06	No		ND	2022-06-11	2022-07-01												
5037190	Priority	Priority	5630	DARLINGTON RD	Lead	Lead	PEX	Copper	2022-06-06	2022-06-06	No		ND	2022-06-11	2022-06-20												
5037290	Priority	Priority	5825	BARTLETT ST	Lead	Lead	PEX	Copper	2022-06-07	2022-06-07	No		ND	2022-06-08	2022-06-24	ND	2022-06-11	2022-07-12	ND	2022-08-25	2022-08-30						
5017894	SDWMMR_2021_B	SDWMMR_2021_B	4608	CARROLL ST	Lead	Lead	PEX	Copper	2022-06-08	2022-06-08	No		1.38	2022-06-10	2022-06-20												
5061926	D04_02	D04_02	148	VIOLET WAY	Lead	Lead	PEX	Copper	2022-06-08	2022-06-08	No		1.53	2022-06-09	2022-06-20												
5040298	McPherson Blvd Relay	McPherson Blvd Relay	220	N LINDEN AVE	Lead	Lead	PEX	Copper	2022-06-08	2022-06-08	No		ND	2022-06-10	2022-06-24												
5017030	SDWMMR_2021_B	SDWMMR_2021_B	4201	POST ST	Lead	Lead	PEX	Copper	2022-06-09	2022-06-09	No		2.53	2022-07-15	2022-07-28												
5017893	SDWMMR_2021_B	SDWMMR_2021_B	4610	CARROLL ST	Lead	Lead	PEX	Copper	2022-06-09	2022-06-09	No		ND	2022-06-11	2022-06-24												
5043891	Priority	Priority	444	E END AVE	Lead	Lead	PEX	Copper	2022-06-09	2022-06-09	No		1.24	2022-06-10	2022-06-20												
5026333	SDWMMR_2021_B	SDWMMR_2021_B	718	N SAINT CLAIR ST	Lead	Lead	PEX	Copper	2022-06-10	2022-06-10	No		ND	2022-07-18	2022-07-28												
5017892	SDWMMR_2021_B	SDWMMR_2021_B	4612	CARROLL ST	Lead	Lead	PEX	Copper	2022-06-10	2022-06-10	No		ND	2022-06-12	2022-06-24												
5017328	SDWMMR_2021_B	SDWMMR_2021_B	4572	CARROLL ST	Copper	Lead	PEX	Copper	2022-06-13	2022-06-13	No		ND	2022-06-16	2022-07-01												
5017065	SDWMMR_2021_B	SDWMMR_2021_B	4206	POST ST	Lead	Lead Tailpiece	PEX	Copper Tailpiece	2022-06-13	2022-06-13	No		2.03	2022-07-02	2022-07-12												
5044373	Priority	Priority	1109	LANCASTER AVE	Lead	Lead	PEX	Copper	2022-06-13	2022-06-13	No		3.56	2022-06-15	2022-07-01												
5035348	Priority	Priority	5457	DUNMOYLE AVE	Lead	Lead	PEX	Copper	2022-06-14	2022-06-14	No		ND	2022-08-07	2022-08-15												
5026863	SDWMMR_2021_B	SDWMMR_2021_B	707	N SAINT CLAIR ST	Lead	Copper	PEX	Not Replaced	2022-06-14		No		1.23	2022-06-15	2022-07-12												
5026277	SDWMMR_2021_B	SDWMMR_2021_B	725	N SAINT CLAIR ST	Lead	Lead	PEX	Copper	2022-06-14	2022-06-14	No		3.32	2022-07-15	2022-07-28												
5017036	SDWMMR_2021_B	SDWMMR_2021_B	4213	POST ST	Lead	Lead	PEX	Copper	2022-06-15	2022-06-15	No		47.2	2022-06-17	2022-07-01	ND	2022-09-26	2022-10-07									
5017031	SDWMMR_2021_B	SDWMMR_2021_B	4203	POST ST	Lead	Lead	PEX	Copper	2022-06-15	2022-06-15	No		ND	2022-06-16	2022-07-12												
5036515	Priority	Priority	1515	SHADY AVE	Lead	Lead	PEX	Copper	2022-06-15	2022-06-15	No		ND	2022-06-16	2022-07-01												
5017338	SDWMMR_2021_B	SDWMMR_2021_B	4552	CARROLL ST	Lead	Lead	PEX	Copper	2022-06-15	2022-06-15	No		5.91	2022-06-16	2022-07-01												
5026864	SDWMMR_2021_B	SDWMMR_2021_B	709	N SAINT CLAIR ST	Lead	Lead	PEX	Copper	2022-06-16	2022-06-16	No		1.11	2022-06-20	2022-07-01												
5017040	SDWMMR_2021_B	SDWMMR_2021_B	4221	POST ST	Lead	Lead	PEX	Copper	2022-06-16	2022-06-16	No		ND	2022-06-28	2022-07-01												
5014564	Priority	Priority	4782	CYPRESS ST	Lead	Lead	PEX	Copper	2022-06-16	2022-06-16	No		1.8	2022-06-19	2022-07-01												
5038581	Priority	Priority	5524	PHILLIPS AVE	Lead	Lead	PEX	Copper	2022-06-16	2022-06-16	No		2.7	2022-06-21	2022-07-01												
5063698	D04_02	D04_02	125	FAIRVIEW AVE	Lead	Copper	PEX	Not Replaced	2022-06-17		No		ND	2022-06-18	2022-07-12												
5017039	SDWMMR_2021_B	SDWMMR_2021_B	4219	POST ST	Lead	Lead	PEX	Copper	2022-06-20	2022-06-20	No		ND	2022-06-21	2022-07-01												
5017695	SDWMMR_2021_B	SDWMMR_2021_B	4660	ROSINA WAY	Lead	Copper	PEX	Not Replaced	2022-06-20		No		ND	2022-06-22	2022-07-01												
5062819	D04_02	D04_02	623	SEDAN WAY	Lead	Lead	PEX	Copper	2022-06-20	2022-06-20	No		1.42	2022-07-16	2022-07-28												
5076803	Priority	Priority	1418	WOODLAND AVE	Lead	Lead	PEX	Copper	2022-06-21	2022-06-21	No		3.49	2022-07-04	2022-07-12												
5017690	SDWMMR_2021_B	SDWMMR_2021_B	4648	ROSINA WAY 4650	Lead	Lead	PEX	Copper	2022-06-21	2022-06-21	No		ND	2022-06-22	2022-07-01												
5026328	SDWMMR_2021_B	SDWMMR_2021_B	833	N SAINT CLAIR ST	Lead	Lead	PEX	Copper	2022-06-21	2022-06-21	No		ND	2022-06-23	2022-07-01												
5017686	SDWMMR_2021_B	SDWMMR_2021_B	4564	ROSINA WAY	Lead	Lead	PEX	Copper	2022-06-22	2022-06-22	No		3.73	2022-06-23	2022-07-01												
5039475	Priority	Priority	6367	MONITOR ST	Unknown	Lead	PEX	Copper	2022-06-22	2022-06-22	No		ND	2022-06-26	2022-07-01												
5016771	SDWMMR_2021_B	SDWMMR_2021_B	4225	POST ST	Lead	Lead	PEX	Copper	2022-06-22	2022-06-22	No		4.25	2022-06-25	2022-07-01												
5016772	SDWMMR_2021_B	SDWMMR_2021_B	4227	POST ST	Lead	Lead	PEX	Copper	2022-06-22	2022-06-22	No		6.68	2022-06-27	2022-08-01												
5080109	Priority	Priority	3835	MCFARLAND ST	Lead	Lead Tailpiece	PEX	Copper Tailpiece	2022-06-22	2022-06-22	No		1.31	2022-07-12	2022-07-21												
5026351	SDWMMR_2021_B	SDWMMR_2021_B	846	N SAINT CLAIR ST	Lead	Lead	PEX	Copper	2022-06-23	2022-06-23	No		1.08	2022-06-27	2022-07-01												
5062824	D04_02	D04_02	612	NOBLESTOWN RD	Lead	Copper	PEX	Not Replaced	2022-06-23		No		ND	2022-06-28	2022-07-12												
5080584	Priority_2	Priority_2	3820	OSWEGO ST	Lead	Lead	PEX	Copper	2022-06-24	2022-06-																	

Post-Construction Replacement Sample Results (All) Report as of October 31, 2023

Location Id	Work Order Public	Work Order Private	House	Street	Site Verification Public	Site Verification Private	Replaced Material Public	Replaced Material Private	Replacement Date Public	Replacement Date Private	Is Partial	Emergency	Lab Result_p pb1	Dt Collected1	Dt Result Recfrom Lab1	Lab Result_p pb2	Dt Collected2	Dt Result Recfrom Lab2	Lab Result_p pb3	Dt Collected3	Dt Result Recfrom Lab3	Lab Result_p pb4	Dt Collected4	Dt Result Recfrom Lab4	Lab Result_p pb5	Dt Collected5	Dt Result Recfrom Lab5
5023114	Priority 2	Priority 2	4411	STANTON AVE	Lead	Lead	PEX	Copper	2022-08-22	2022-08-22	No		5.64	2022-08-25	2022-09-01												
5052826	Priority 2	Priority 2	504	BINGHAM ST	Lead	Copper	PEX	Not Replaced	2022-08-22		No		2.78	2022-08-25	2022-09-15												
5043613	Ops	Urgent LSLR 2	209	RICHLAND LN	Lead	Lead	PEX	Copper	2022-08-23	2022-08-24	No	Emergency	113	2022-10-08	2022-10-18	16.6	2022-12-14	2023-01-09									
5078685	Priority 2	Priority 2	1145	DAVIS AVE	Lead	Lead	PEX	Copper	2022-08-23	2022-08-23	No		1.26	2022-08-25	2022-08-30												
5002516	D01_08	D01_08	4338	CENTRE AVE	Lead	Lead	PEX	Copper	2022-08-23	2022-08-19	No		2.27	2022-08-28	2022-09-01												
5025823	SDWMMR 2021_B	SDWMMR 2021_B	920	N SAINT CLAIR ST	Lead	Lead	PEX	Copper	2022-08-23	2022-08-23	No		ND	2022-10-05	2022-10-17												
5040951	SDWMMR 2021_C	SDWMMR 2021_C	7113-7115	THOMAS BLVD	Lead	Lead	PEX	Copper	2022-08-24	2022-08-24	No		1.81	2022-08-26	2022-09-01												
5010104	Priority 2	Priority 2	22	BROWNELL ST	Lead	Lead	PEX	Copper	2022-08-24	2022-08-24	No		ND	2022-09-13	2022-09-19												
5014656	Priority 2	Priority 2	4812	CYPRESS ST	Lead	Lead	PEX	Copper	2022-08-25	2022-08-25	No		5.64	2022-08-27	2022-09-01												
5040975	SDWMMR 2021_C	SDWMMR 2021_C	7146	THOMAS BLVD	Lead	Lead	PEX	Copper	2022-08-25	2022-08-25	No		1.17	2022-09-01	2022-09-12												
5066851	D03_01	D03_01	412	FORELAND ST	Lead	Lead	PEX	Copper	2022-08-26	2022-08-26	No		ND	2022-09-20	2022-09-29												
5040942	SDWMMR 2021_C	SDWMMR 2021_C	7145	THOMAS BLVD	Lead	Lead	PEX	Copper	2022-08-26	2022-08-26	No		6.08	2022-08-27	2022-09-01												
5067322	Priority 2	Priority 2	930	PERALTA ST	Lead	Copper	PEX	Not Replaced	2022-08-26		No		3.17	2022-09-06	2022-09-16												
5004068	SDWMMR 2021_B	SDWMMR 2021_B	3450	PARKVIEW AVE	Lead	Lead	PEX	Copper	2022-08-29	2022-08-29	No		5.48	2022-08-30	2022-09-08	ND	2022-08-31	2022-09-12	ND	2022-09-03	2022-09-12						
5066878	D03_01	D03_01	414	FORELAND ST	Lead	Lead	PEX	Copper	2022-08-30	2022-08-30	No		4.3	2022-08-31	2022-09-12												
5080304	Priority 2	Priority 2	1821	KLEBER ST	Lead	Lead	PEX	Copper	2022-08-30	2022-08-30	No		4.51	2022-08-31	2022-09-12												
5002673	D01_08	D01_08	4208	PARKMAN AVE	Lead	Lead	PEX	Copper	2022-08-30	2022-08-30	No		ND	2022-09-13	2022-09-21												
5041548	Priority 2	Priority 2	6619	WILKINS AVE	Lead	Lead	PEX	Copper	2022-08-31	2022-08-31	No		3.21	2022-09-04	2022-09-22												
5066688	D03_01	D03_01	910	CEDAR AVE	Lead	Copper	PEX	Not Replaced	2022-08-31		No		ND	2022-09-21	2022-09-28												
5035914	Priority 2	Priority 2	5738	WILKINS AVE	Lead	Lead	PEX	Copper	2022-09-01	2022-09-01	No		5.06	2022-09-03	2022-09-12	2.47	2022-09-08	2022-09-16	1.13	2022-09-10	2022-09-16						
5040973	SDWMMR 2021_C	SDWMMR 2021_C	7134	THOMAS BLVD	Lead	Lead	PEX	Copper	2022-09-01	2022-09-01	No		2.61	2022-09-02	2022-09-15												
5004635	SDWMMR 2021_B	SDWMMR 2021_B	3441	PARKVIEW AVE	Lead	Lead	PEX	Copper	2022-09-01	2022-09-01	No		1.84	2022-09-02	2022-09-12												
5056087	Priority 2	Priority 2	341	BAILEY AVE	Lead	Lead	PEX	Copper	2022-09-01	2022-09-01	No		3.33	2022-11-05	2022-11-14												
5067506	D03_01	D03_01	604	MIDDLE ST	Lead	Lead Tailpiece	PEX	Copper Tailpiece	2022-09-01	2022-09-01	No		ND	2022-09-14	2022-09-21												
5066584	D03_01	D03_01	1304	JAMES ST	Lead	Lead	PEX	Copper	2022-09-01	2022-09-01	No		7.06	2022-09-04	2022-09-12												
5025268	Priority 2	Priority 2	5624	HAMPTON ST	Lead	Lead	PEX	Copper	2022-09-06	2022-09-06	No		4.34	2022-09-08	2022-09-16												
5036858	Priority 2	Priority 2	5831	MARLBOROUGH RD	Lead	Lead	PEX	Copper	2022-09-06	2022-09-06	No		1.5	2022-09-13	2022-09-19												
5066679	D03_01	D03_01	1008	CEDAR AVE	Lead	Lead	PEX	Copper	2022-09-06	2022-09-06	No		1.33	2022-09-13	2022-09-19												
5040948	SDWMMR 2021_C	SDWMMR 2021_C	7125-7	THOMAS BLVD	Lead	Lead	PEX	Copper	2022-09-06	2022-09-06	No		162	2022-09-26	2022-11-03	1.29	2023-01-20	2023-01-27									
5039498	Priority 2	Priority 2	6350	BURCHFIELD AVE	Lead	Lead	PEX	Copper	2022-09-07	2022-09-07	No		4.55	2022-10-24	2022-10-27												
5024971	Priority 2	Priority 2	5628	ELGIN ST	Lead	Lead	PEX	Copper	2022-09-07	2022-09-07	No		1.94	2022-09-10	2022-09-16												
5066616	D03_01	D03_01	1302	JAMES ST	Lead	Lead	PEX	Copper	2022-09-07	2022-09-07	No		ND	2022-09-12	2022-09-19												
5070873	D03_01	D03_01	107	FOUNTAIN ST	Lead	Lead	PEX	Copper	2022-09-07	2022-09-07	No		ND	2022-09-08	2022-09-16												
5040945	SDWMMR 2021_C	SDWMMR 2021_C	7137	THOMAS BLVD	Lead	Lead	PEX	Copper	2022-09-07	2022-09-07	No		8.57	2022-09-07	2022-09-16												
5039480	Priority 2	Priority 2	6353	MONITOR ST	Unknown	Lead	PEX	Copper	2022-09-08	2022-09-08	No		ND	2023-01-13	2023-01-27												
5035888	Priority 2	Priority 2	1330	WIGHTMAN ST	Lead	Lead	PEX	Copper	2022-09-08	2022-09-08	No		3.07	2022-09-13	2022-09-19												
5081191	Priority 2	Priority 2	1110	DAVIS AVE	Lead	Lead	PEX	Copper	2022-09-09	2022-09-09	No		2.83	2022-09-10	2022-09-16												
5040997	SDWMMR 2021_C	SDWMMR 2021_C	7121	MEADE ST	Lead	Lead	PEX	Copper	2022-09-09	2022-09-09	No		12.2	2022-09-10	2022-09-16	4.72	2023-01-06	2023-01-12									
5038648	Priority 2	Priority 2	2214	WIGHTMAN ST	Lead	Lead	PEX	Copper	2022-09-09	2022-09-09	No		ND	2022-10-01	2022-10-17												
5066450	Ops	Private Reimbursement	416	PRESSLEY ST	Lead	Lead	PEX	Copper	2022-09-12	2021-05-22	No		ND	2022-09-25	2022-10-07												
5066522	D03_01	D03_01	520	PRESSLEY ST	Lead	Lead Tailpiece	PEX	Copper Tailpiece	2022-09-12	2022-09-12	No		1.04	2022-09-13	2022-09-22												
5066530	D03_01	D03_01	606	PRESSLEY ST	Lead	Copper	PEX	Not Replaced	2022-09-12		No		2.54	2022-09-15	2022-09-21												
5023616	Priority 4	Priority 4	7320	BUTLER ST	Lead	Lead	PEX	Copper	2022-09-12	2022-09-12	No		ND	2022-09-14	2022-09-22												
5066448	D03_01	D03_01	420	PRESSLEY ST	Lead	Copper	PEX	Not Replaced	2022-09-12		No		ND	2022-12-02	2022-12-15												
5004623	SDWMMR 2021_B	SDWMMR 2021_B	3409	PARKVIEW AVE	Lead	Lead	PEX	Copper	2022-09-12	2022-09-12	No		ND	2022-09-16	2022-09-22												
5033313	Fuchsia Way Sewer	Fuchsia Way Sewer	7322	MONTICELLO ST	Copper	Lead	PEX	Copper	2022-09-13	2022-09-13	No		2.24	2022-11-02	2022-11-21												
5066595	D03_01	D03_01	508	E NORTH AVE	Lead	Copper	PEX	Not Replaced	2022-09-13		No		3.79	2022-09-14	2022-09-21												
5066449	D03_01	D03_01	418	PRESSLEY ST	Lead	Copper	PEX	Not Replaced	2022-09-14		No		1.18	2022-09-15	2022-09-22												
5040816	SDWMMR 2021_C	SDWMMR 2021_C	7039	MEADE PL	Lead	Lead	PEX	Copper	2022-09-14	2022-09-14	No		1.93	2022-09-20	2022-09-28												
5042075	Priority 4	Priority 4	6663	WOODWELL ST	Lead	Lead	PEX	Copper	2022-09-14	2022-09-14	No		ND	2022-09-26	2022-10-07												
5004644	SDWMMR 2021_B	SDWMMR 2021_B	3422	PARKVIEW AVE	Lead	Lead	PEX	Copper	2022-09-14	2022-09-14	No		10.1	2022-09-15	2022-09-22												
5028070	Priority 3	Priority 3	1345	HEBERTON ST	Lead	Lead	PEX	Copper	2022-09-15	2022-09-15	No		8.49	2022-09-19	2022-09-29												
5004628	SDWMMR 2021_B	SDWMMR 2021_B	3425	PARKVIEW AVE	Lead	Lead Tailpiece	PEX	Copper Tailpiece	2022-09-15	2022-09-15	No		ND	2022-09-16	2022-09-22												
5025155	Priority 3	Priority 3	5532	HAMPTON ST	Lead	Lead	PEX	Copper	2022-09-15	2022-09-15	No		6.46	2022-10-28	2022-11-03												
5067310	D03_01	D03_01	910	WETTACH ST	Lead	Lead	PEX	Copper	2022-09-15	2022-09-15	No		ND	2023-09-12													
5067435	D03_01	D03_01	820-22	PHINEAS WAY	Lead	Lead	PEX	Copper	2022-09-15	2022-09-15	No		18.2	2022-09-16	2022-09-22												
5055689	Ops		19	CRAIGHEAD ST	Lead	Copper	PEX	Not Replaced	2022-09-16		No	Emergency	295	2022-09-18	2022-09-30	ND	2023-04-27	2023-05-08									
5067639	Priority 3	Priority 3	925	HASLAGE AVE	Lead	Lead	PEX	Copper	2022-09-16	2022-09-16	No		ND	2022-09-18	2022-09-25												
5026434	Priority 3	Priority 3	825	N BEATTY ST	Lead	Lead	PEX	Copper	2022-09-16	2022-09-16	No		1.17														

Post-Construction Replacement Sample Results (All) Report as of October 31, 2023

Location Id	Work Order Public	Work Order Private	House	Street	Site Verification Public	Site Verification Private	Replaced Material Public	Replaced Material Private	Replacement Date Public	Replacement Date Private	Is Partial	Emergency	Lab Result_p pb1	Dt Collected1	Dt Result Recfrom Lab1	Lab Result_p pb2	Dt Collected2	Dt Result Recfrom Lab2	Lab Result_p pb3	Dt Collected3	Dt Result Recfrom Lab3	Lab Result_p pb4	Dt Collected4	Dt Result Recfrom Lab4	Lab Result_p pb5	Dt Collected5	Dt Result Recfrom Lab5	
5007378	Urgent LSLR 2	Urgent LSLR 2	3201	CAMP ST	Lead	Lead	PEX	Copper	2022-12-19	2022-12-19	No		ND	2022-12-20	2023-01-03													
5081147	Ops	Private Reimbursement	3728	WAPELLO ST	Lead	Lead	PEX	PEX	2022-12-20	2022-12-20	No	Emergency	ND	2022-02-04	2023-03-09													
5027559	D06_09	D06_09	6212	HUNTRESS ST	Lead	Lead	PEX	Copper	2022-12-20	2022-12-20	No		ND	2022-12-21	2023-01-03													
5027094	D06_09	D06_09	6113-6115	SAINT MARIE ST	Lead	Lead	PEX	Copper	2022-12-20	2022-12-20	No		8.14	2022-12-21	2023-01-03													
5027046	D06_09	D06_09	6104	SAINT MARIE ST	Lead	Lead	PEX	Copper	2022-12-21	2022-12-21	No		ND	2022-12-24	2023-01-09													
5026962	D06_09	D06_09	5817	HAYS ST	Lead	Lead	PEX	Copper	2022-12-21	2022-12-21	No		ND	2023-03-17	2023-04-06													
5027093	D06_09	D06_09	6117	SAINT MARIE ST	Lead	Lead	PEX	Copper	2022-12-21	2022-12-21	No		1.58	2022-12-21	2023-01-12													
5011694	Ops		400	SHADY AVE	Lead	Copper	PEX	Not Replaced	2022-12-22		No	Emergency	ND	2023-03-05	2023-03-15													
5027101	D06_09	D06_09	6047	SAINT MARIE ST	Lead	Lead	PEX	Copper	2022-12-22	2022-12-22	No		ND	2023-01-07	2023-01-17													
5026963	D06_09	D06_09	5815	HAYS ST	Lead	Lead	PEX	Copper	2022-12-22	2022-12-22	No		2.64	2022-12-24	2023-01-09													
5027043	D06_09	D06_09	708	N SHERIDAN AVE	Lead	Lead	PEX	Copper	2022-12-28	2022-12-28	No		ND	2022-12-31	2023-01-09	ND	2023-01-23	2023-02-13										
5027039	D06_09	D06_09	628	N SHERIDAN AVE	Lead	Lead	PEX	Copper	2022-12-29	2022-12-29	No		7.69	2022-12-29	2023-01-09													
5026777	D06_09	D06_09	526-528	N NEGLEY AVE	Lead	Lead	PEX	Copper	2022-12-30	2022-12-30	No		5.74	2023-01-01	2023-01-12													
5027044	D06_09	D06_09	716	N SHERIDAN AVE	Lead	Lead	PEX	Copper	2023-01-04	2023-01-04	No		ND	2023-01-04	2023-01-12	ND	2023-01-05	2023-01-12	25.8	2023-01-05	2023-01-12	1.57	2023-01-05	2023-01-12				
5027098	D06_09	D06_09	750	N SHERIDAN AVE	Lead	Lead	PEX	Copper	2023-01-05	2023-01-05	No		ND	2023-04-19	2023-05-01													
5003092	SDWMMR 2021 B	SDWMMR 2021 B	145	CHESTERFIELD RD	Lead	Copper	PEX	Not Replaced	2023-01-06		No		ND	2023-01-13	2023-01-20													
5029806	Ops	Urgent LSLR 2	343	LADSON ST	Lead	Lead	PEX	Copper	2023-01-06	2023-01-06	No	Emergency	3.08	2023-04-06	2023-04-17													
5026773	D06_09	D06_09	538	N NEGLEY AVE	Lead	Lead	PEX	Copper	2023-01-09	2023-01-09	No		ND	2023-03-05	2023-03-10													
5026946	Ops	Urgent LSLR 2	630	N EUCLID AVE	Lead	Lead	PEX	Copper	2023-01-10	2023-01-20	No		ND	2023-02-26	2023-03-02													
5025175	Ops	Urgent LSLR 2	5555	HAMPTON ST	Lead	Lead	PEX	Copper	2023-01-10	2023-01-13	No		12.1	2023-01-13	2023-01-20													
5027069	D06_09	D06_09	2	MOGA ST	Lead	Lead	PEX	Copper	2023-01-10	2023-01-10	No		ND	2023-01-12	2023-01-17													
5035372	Ops	Urgent LSLR 2	5547	FAIR OAKS ST	Lead	Lead	PEX	Copper	2023-01-12	2023-01-23	No		ND	2023-01-24	2023-02-13													
5014875	D05_07	D05_07	5112	HARRIETT ST	Lead	Copper	PEX	Not Replaced	2023-01-13		No		1.27	2023-01-18	2023-01-27													
5002914	SDWMMR 2021 B	SDWMMR 2021 B	234	CHESTERFIELD RD	Lead	Lead	PEX	Copper	2023-01-16	2023-01-16	No		ND	2023-03-08	2023-04-06													
5014204	D05_07	D05_07	329	W PENN PL	Lead	Copper	PEX	Not Replaced	2023-01-16		No		ND	2023-01-18	2023-01-27													
5014920	D05_07	D05_07	5216	HARRIETT ST	Lead	Copper	PEX	Not Replaced	2023-01-16		No		ND	2023-01-18	2023-02-02													
5014922	D05_07	D05_07	5212	HARRIETT ST	Lead	Lead	PEX	Copper	2023-01-16	2023-01-16	No		ND	2023-01-16	2023-01-27													
5014173	D05_07	D05_07	322	W PENN PL	Lead	Lead	PEX	Copper	2023-01-17	2023-01-17	No		3.43	2023-01-18	2023-01-27													
5003101	SDWMMR 2021 B	SDWMMR 2021 B	129	CHESTERFIELD RD	Copper	Lead	PEX	Copper	2023-01-17	2023-01-17	No		1.1	2023-01-18	2023-01-27													
5013760	D05_07	D05_07	211	S EVALINE ST	Lead	Lead	PEX	Copper	2023-01-18	2023-01-18	No		2.42	2023-02-05	2023-03-15													
5014200	D05_07	D05_07	341	W PENN PL	Lead	Lead	PEX	Copper	2023-01-18	2023-01-18	No		2.77	2023-03-03	2023-03-10													
5014205	D05_07	D05_07	325	W PENN PL	Lead	Lead	PEX	Copper	2023-01-18	2023-01-18	No		ND	2023-02-24	2023-03-02													
5013670	D05_07	D05_07	215	S EVALINE ST	Lead	Lead	PEX	Copper	2023-01-19	2023-01-19	No		6.7	2023-01-21	2023-01-27													
5014458	D05_07	D05_07	345	W PENN PL	Lead	Lead	PEX	Copper	2023-01-19	2023-01-19	No		ND	2023-02-21	2023-02-28													
5013664	D05_07	D05_07	251-253	S EVALINE ST	Lead	Lead	PEX	Copper	2023-01-19	2023-01-19	No		1.98	2023-01-20	2023-01-27													
5014198	D05_07	D05_07	355	W PENN PL	Lead	Lead	PEX	Copper	2023-01-19	2023-01-19	No		ND	2023-01-23	2023-01-27													
5014177	D05_07	D05_07	332	W PENN PL	Lead	Lead	PEX	Copper	2023-01-20	2023-01-20	No		ND	2023-03-08	2023-03-15													
5013653	D05_07	D05_07	212-214	S EVALINE ST	Lead	Lead	PEX	Copper	2023-01-20	2023-01-20	No		2.86	2023-01-21	2023-02-13													
5014203	D05_07	D05_07	333	W PENN PL	Lead	Lead	PEX	Copper	2023-01-20	2023-01-20	No		ND	2023-01-23	2023-02-13													
5014174	D05_07	D05_07	324	W PENN PL	Lead	Lead	PEX	Copper	2023-01-23	2023-01-23	No		5.38	2023-01-27	2023-02-02													
5014197	D05_07	D05_07	357	W PENN PL	Lead	Lead	PEX	Copper	2023-01-24	2023-01-24	No		1.2	2023-02-13	2023-02-27													
5014181	D05_07	D05_07	348	W PENN PL	Lead	Lead	PEX	Copper	2023-01-24	2023-01-24	No		5.2	2023-01-27	2023-02-02													
5016162	Curb Box 2	Curb Box 2	316	45TH ST	Lead	Copper	PEX	Not Replaced	2023-01-24		No		84	2023-01-24	2023-02-13	ND	2023-01-24	2023-02-13	ND	2023-02-15	2023-03-02							
5014183	D05_07	D05_07	352	W PENN PL	Lead	Lead	PEX	Copper	2023-01-24	2023-01-24	No		1.02	2023-01-26	2023-02-02													
5014466	Ops	Private Reimbursement	323	S FAIRMOUNT ST	Lead	Lead	PEX	Copper	2023-01-25	2023-01-24	No	Emergency	ND	2023-05-10	2023-05-18													
5014185	D05_07	D05_07	358	W PENN PL	Lead	Lead	PEX	Copper	2023-01-25	2023-01-25	No		1.59	2023-01-28	2023-02-02													
5014199	D05_07	D05_07	349-351	W PENN PL	Lead	Lead	PEX	Copper	2023-01-26	2023-01-26	No		11	2023-02-03	2023-02-21													
5014190	D05_07	D05_07	374	W PENN PL	Lead	Lead	PEX	Copper	2023-01-26	2023-01-26	No		3.68	2023-02-10	2023-02-17													
5014191	D05_07	D05_07	376	W PENN PL	Lead	Lead	PEX	Copper	2023-01-27	2023-01-27	No		1.15	2023-03-22	2023-04-06													
5014184	D05_07	D05_07	356	W PENN PL	Lead	Lead	PEX	Copper	2023-01-27	2023-01-27	No		ND	2023-08-23	2023-08-31													
5014940	D05_07	D05_07	5215	CELIA PL	Lead	Lead	PEX	Copper	2023-01-30																			

Post-Construction Replacement Sample Results (All) Report as of October 31, 2023

Location Id	Work Order Public	Work Order Private	House	Street	Site Verification Public	Site Verification Private	Replaced Material Public	Replaced Material Private	Replacement Date Public	Replacement Date Private	Is Partial	Emergency	Lab Result_p pb1	Dt Collected1	Dt Result Recfrom Lab1	Lab Result_p pb2	Dt Collected2	Dt Result Recfrom Lab2	Lab Result_p pb3	Dt Collected3	Dt Result Recfrom Lab3	Lab Result_p pb4	Dt Collected4	Dt Result Recfrom Lab4	Lab Result_p pb5	Dt Collected5	Dt Result Recfrom Lab5
5015018	D05_07	D05_07	456	S GRAHAM ST	Lead	Lead	PEX	Copper	2023-03-03	2023-03-03	No		ND	2023-03-05	2023-03-09												
5005599	Ops		638	HOLLACE ST	Lead	Copper	PEX	Not Replaced	2023-03-06		No	Emergency	1.15	2023-04-04	2023-05-04												
5015040	D05_07	D05_07	411	S GRAHAM ST	Lead	Lead	PEX	Copper	2023-03-06	2023-03-06	No		ND	2023-03-08	2023-03-22												
5053984	D16_03	D16_03	72	S 19TH ST	Lead	Lead Tailpiece	PEX	Copper Tailpiece	2023-03-06	2023-03-06	No		ND	2023-03-07	2023-03-15												
5015027	D05_07	D05_07	414	S GRAHAM ST	Copper	Lead	PEX	Copper	2023-03-07	2023-03-07	No		ND	2023-04-07	2023-04-17												
5054069	D16_03	D16_03	80	S 19TH ST	Lead	Copper	PEX	Not Replaced	2023-03-07		No		1.55	2023-03-12	2023-03-15												
5040961	Ops	Urgent LSLR 2	209	N LANG AVE	Lead	Lead	PEX	Copper	2023-03-08	2023-03-15	No	Emergency	ND	2023-03-19	2023-04-06												
5053966	D16_03	D16_03	56	S 19TH ST	Lead	Lead	PEX	Copper	2023-03-08	2023-03-08	No		ND	2023-03-09	2023-04-06												
5014390	D05_07	D05_07	224	S GRAHAM ST	Lead	Lead	PEX	Copper	2023-03-08	2023-03-08	No		4.4	2023-03-10	2023-03-15												
5053963	D16_03	D16_03	62	S 19TH ST	Lead	Lead	PEX	Copper	2023-03-08	2023-03-08	No		1.33	2023-04-16	2023-05-01												
5013925	D05_07	D05_07	204	S GRAHAM ST	Lead	Lead	PEX	Copper	2023-03-08	2023-03-08	No		ND	2023-03-10	2023-03-15												
5015042	D05_07	D05_07	419	S GRAHAM ST	Lead	Lead	PEX	Copper	2023-03-09	2023-03-09	No		ND	2023-03-12	2023-03-15												
5015023	D05_07	D05_07	434	S GRAHAM ST	Lead	Lead	PEX	Copper	2023-03-09	2023-03-09	No		ND	2023-03-10	2023-03-15												
5053978	D16_03	D16_03	73	S 19TH ST	Lead	Lead	PEX	Copper	2023-03-09	2023-03-09	No		1.15	2023-03-10	2023-03-17												
5068515	Ops	Urgent LSLR 2	42	WOESSNER AVE	Lead	Lead	PEX	Copper	2023-03-10	2023-03-16	No		3.59	2023-05-24	2023-06-09												
5053829	D16_03	D16_03	42	S 19TH ST	Lead	Lead	PEX	Copper	2023-03-10	2023-03-10	No		ND	2023-06-09	2023-06-17												
5013694	D05_07	D05_07	204	S AIKEN AVE	Lead	Lead	PEX	Copper	2023-03-13	2023-03-13	No		2.16	2023-03-16	2023-04-06												
5053971	D16_03	D16_03	63	S 19TH ST	Lead	Lead	PEX	Copper	2023-03-13	2023-03-13	No		2.7	2023-03-14	2023-03-22												
5035886	D07_08	D07_08	1326	WIGHTMAN ST	Lead	Lead Tailpiece	PEX	Copper Tailpiece	2023-03-20	2023-03-20	No		16.6	2023-03-21	2023-04-06	ND	2023-07-06	2023-07-17									
5035881	D07_08	D07_08	1316	WIGHTMAN ST	Lead	Copper	PEX	Not Replaced	2023-03-21		No		3.6	2023-03-22	2023-04-06												
5035882	D07_08	D07_08	1318	WIGHTMAN ST	Lead	Lead	PEX	Copper	2023-03-21	2023-03-21	No		1.18	2023-03-22	2023-04-06												
5053938	D16_03	D16_03	54	S 18TH ST	Lead	Copper	PEX	Not Replaced	2023-03-22		No		10.5	2023-03-23	2023-04-06	1.24	2023-07-17	2023-07-20									
5035879	D07_08	D07_08	1312	WIGHTMAN ST	Lead	Lead	PEX	Copper	2023-03-22	2023-03-22	No		ND	2023-03-23	2023-04-06												
5122691	Ops	Urgent LSLR 2	9	LAWRENCE STREET	Lead	Lead	PEX	Copper	2023-03-23	2023-04-04	No	Emergency	ND	2023-04-18	2023-05-04												
5036375	D07_08	D07_08	1417	WIGHTMAN ST	Lead	Lead	PEX	Copper	2023-03-27	2023-03-27	No		ND	2023-05-24	2023-06-01												
5036257	D07_08	D07_08	1416	WIGHTMAN ST	Lead	Lead	PEX	Copper	2023-03-29	2023-03-29	No		1.11	2023-04-04	2023-04-17												
5054009	D16_03	D16_03	1709	WRIGHTS WAY	Lead	Lead	PEX	Copper	2023-03-29	2023-03-29	No		ND	2023-04-03	2023-04-17												
5036259	D07_08	D07_08	1426	WIGHTMAN ST	Lead	Copper	PEX	Not Replaced	2023-03-30		No		ND	2023-03-31	2023-04-17												
5036314	D07_08	D07_08	1441	WIGHTMAN ST	Lead	Lead	PEX	Copper	2023-03-31	2023-03-31	No		ND	2023-04-01	2023-04-17	ND	2023-04-14	2023-05-08									
5036255	D07_08	D07_08	1408	WIGHTMAN ST	Lead	Lead	PEX	Copper	2023-04-03	2023-04-03	No		6.59	2023-08-31	2023-09-08												
5036668	D07_08	D07_08	1519	WIGHTMAN ST	Lead	Lead	PEX	Copper	2023-04-04	2023-04-04	No		ND	2023-04-10	2023-04-17												
5036667	D07_08	D07_08	1515	WIGHTMAN ST	Lead	Lead	PEX	Copper	2023-04-04	2023-04-04	No		4.23	2023-04-06	2023-04-17												
5035788	D07_08	D07_08	5470	FAIR OAKS ST	Lead	Copper	PEX	Not Replaced	2023-04-05		No		ND	2023-07-26	2023-08-08												
5035786	D07_08	D07_08	5462	FAIR OAKS ST	Lead	Lead Tailpiece	PEX	Copper Tailpiece	2023-04-05	2023-04-05	No		ND	2023-04-18	2023-05-04												
5034877	D07_08	D07_08	5340	FORBES AVE	Lead	Copper	PEX	Not Replaced	2023-04-05		No		4.03	2023-05-29	2023-06-09												
5046935	SDWMR 2021_C	SDWMR 2021_C	650	HAZELWOOD AVE	Lead	Lead	PEX	Copper	2023-04-05	2023-04-05	No		ND	2023-04-09	2023-04-17												
5053997	D16_03	D16_03	1814	SIDNEY ST	Lead	Lead Tailpiece	PEX	Copper Tailpiece	2023-04-07	2023-04-07	No		ND	2023-04-11	2023-04-21												
5034474	D07_08	D07_08	1090	DEVON RD	Lead	Lead	PEX	Copper	2023-04-10	2023-04-10	No		ND	2023-04-24	2023-05-04												
5122320	Urgent LSLR 2	Urgent LSLR 2	227	NORTH AVENUE	Lead	Lead	PEX	Copper	2023-04-10	2023-04-10	No		ND	2023-04-11	2023-04-21												
5035859	SDWMR 2021_C	SDWMR 2021_C	1243	BELLEROCK ST	Lead	Lead	PEX	Copper	2023-04-11	2023-04-11	No		2.93	2023-04-12	2023-04-21												
5034476	D07_08	D07_08	1085	DEVON RD	Lead	Copper	PEX	Not Replaced	2023-04-12		No		ND	2023-07-06	2023-07-17												
5035771	D07_08	D07_08	1233	INVERNESS AVE	Lead	Lead Tailpiece	PEX	Copper Tailpiece	2023-04-12	2023-04-12	No		ND	2023-04-14	2023-04-21												
5053979	D16_03	D16_03	75	S 19TH ST	Lead	Lead	PEX	Copper	2023-04-17	2023-04-17	No		ND	2023-04-18	2023-05-01												
5036251	D07_08	D07_08	1340	WIGHTMAN ST	Lead	Lead	PEX	Copper	2023-04-17	2023-04-17	No		ND	2023-04-18	2023-05-04												
5035770	D07_08	D07_08	1225	INVERNESS AVE	Lead	Lead	PEX	Copper	2023-04-18	2023-04-19	No		ND	2023-04-20	2023-05-01												
5077577	Ops	Urgent LSLR 2	3719	HIAWATHA ST	Lead	Lead	PEX	Copper	2023-04-19	2023-04-28	No	Emergency	ND	2023-06-13	2023-06-27												
5036209	SDWMR 2021_C	SDWMR 2021_C	5521	WOODMONT ST	Lead	Lead	PEX	Copper	2023-04-19	2023-04-19	No		ND	2023-04-22	2023-05-01												
5024780	Ops	Urgent LSLR 2	1349	CORDOVA RD	Lead	Lead	PEX	Copper	2023-04-20	2023-04-25	No	Emergency	ND	2023-05-19	2023-05-26												
5034787	D07_08	D07_08	5422	NORMLEE PL	Lead	Copper	PEX	Not Replaced	2023-04-20		No		ND	2023-05-25	2023-06-12												
5009865	Ops	Urgent LSLR 2	511	S GRAHAM ST	Lead	Lead	PEX	Copper	2023-04-21	2023-04-27	No	Emergency	2.77	2023-04-28	2023-05-08												
5037444	Ops	Urgent LSLR 2	6328	BARTLETT ST	Lead	Lead	PEX	Copper	2023-04-24	2023-04-24	No		ND	2023-04-26	2023-05-04												
5034799	D07_08	D07_08	5250	FORBES AVE	Lead	Lead	PEX	Copper	2023-04-25	2023-04-25	No		ND	2023-04-27	2023-05-08												
5036661	D07_08	D07_08	5531	FORBES AVE	Lead	Lead	PEX	Copper	2023-04-28	2023-04-28	No		1.01	2023-04-30	2023-05-08												
5122917	Ops	Urgent LSLR 2	410	COLTON ST	Lead	Lead	PEX	Copper	2023-04-30	2023-05-15	No	Emergency	ND	2023-09-01	2023-09-27												
5036736	D07_08	D07_08	1626	WIGHTMAN ST	Lead	Lead Tailpiece	PEX	Copper Tailpiece	2023-05-01	2023-05-01	No		3.09	2023-06-03	2023-06-12												
5122596	Ops	Private Reimbursement	1049	EVERGREEN AVENUE	Lead	Lead	PEX	PEX	2023-05-02	2023-04-06	No	Emergency	ND	2023-07-06	2023-07-17												
5034655	D07_08	D07_08	239	GLADSTONE RD	Lead	Lead Tailpiece	PEX	Copper Tailpiece	2023-05-02	2023-05-02	No		ND	2023-06-19	2023-06-27												
5035822	SDWMR 2021_C	SDWMR 2021_C	5530	WILKINS AVE	Lead	Lead	PEX	Copper	2023-05-02	2023-05-02	No		3.53	2023-06-03	2023-06-17												
5036313	D07_08	D07_08	1443	WIGHTMAN ST	Lead	Lead	PEX	Copper	2023-05-03	2023-05-03	No		ND	2023-10-06	2023-10-30												
5035818	SDWMR 2021_C	SDWMR 2021_C	1222	BELLEROCK ST	Lead	Copper	PEX	Not Replaced	2023-05																		

Post-Construction Replacement Sample Results (All) Report as of October 31, 2023

Location Id	Work Order Public	Work Order Private	House	Street	Site Verification Public	Site Verification Private	Replaced Material Public	Replaced Material Private	Replacement Date Public	Replacement Date Private	Is Partial	Emergency	Lab Result_p pb1	Dt Collected1	Dt Result Recfrom Lab1	Lab Result_p pb2	Dt Collected2	Dt Result Recfrom Lab2	Lab Result_p pb3	Dt Collected3	Dt Result Recfrom Lab3	Lab Result_p pb4	Dt Collected4	Dt Result Recfrom Lab4	Lab Result_p pb5	Dt Collected5	Dt Result Recfrom Lab5
5049159	D09_05_A	D09_05_A	119	ALLUVIAN ST	Lead	Lead	PEX	Copper	2023-06-12	2023-06-12	No		ND	2023-06-15	2023-06-27												
5048820	D09_05_A	D09_05_A	8	ALMEDA ST	Lead	Lead	PEX	Copper	2023-06-13	2023-06-13	No		1.24	2023-06-14	2023-06-27												
5048587	D09_05_A	D09_05_A	204	JOHNSTON AVE	Lead	Copper	PEX	Not Replaced	2023-06-13		No		ND	2023-06-14	2023-06-27												
5048711	D09_05_A	D09_05_A	307	MANSION ST	Lead	Lead	PEX	Copper	2023-06-14	2023-06-14	No		ND	2023-06-15	2023-06-27												
5048588	D09_05_A	D09_05_A	202	JOHNSTON AVE	Lead	Lead	PEX	Copper	2023-06-14	2023-06-14	No		3.62	2023-06-15	2023-06-27												
1000178	Ops	Urgent LSLR_2	714-724	MANILLA ST	Lead	Lead	PEX	Copper	2023-06-20	2023-07-05	No	Emergency	ND	2023-07-07	2023-07-28												
5048613	D09_05_A	D09_05_A	243	TROWBRIDGE ST	Lead	Lead	PEX	Copper	2023-06-20	2023-06-20	No		ND	2023-07-02	2023-07-17												
5048610	D09_05_A	D09_05_A	249	TROWBRIDGE ST	Lead	Lead	PEX	Copper	2023-06-20	2023-06-21	No		ND	2023-08-28	2023-09-01												
5036440	Ops	Urgent LSLR_2	5815	FERREE ST	Lead	Lead	PEX	Copper	2023-06-21	2023-07-07	No	Emergency	3.75	2023-07-08	2023-07-28												
5047711	D09_05_A	D09_05_A	4820	MONONGAHELA ST	Lead	Lead	PEX	Copper	2023-06-27	2023-06-27	No		ND	2023-07-09	2023-07-20												
5047695	D09_05_A	D09_05_A	4828	CHATSWORTH ST	Lead	Lead	PEX	Copper	2023-07-05	2023-07-05	No		2.14	2023-07-06	2023-07-17												
5048617	D09_05_A	D09_05_A	233	TROWBRIDGE ST	Lead	Lead	PEX	Copper	2023-07-05	2023-07-05	No		3.1	2023-07-07	2023-07-17												
5048626	D09_05_A	D09_05_A	214	TROWBRIDGE ST	Lead	Lead	PEX	Copper	2023-07-06	2023-07-06	No		4.83	2023-07-24	2023-08-08												
5048627	D09_05_A	D09_05_A	216	TROWBRIDGE ST	Lead	Lead	PEX	Copper	2023-07-07	2023-07-07	No		1.06	2023-07-19	2023-08-08												
5048001	D09_05_A	D09_05_A	130	TIPTON ST	Lead	Lead	PEX	Copper	2023-07-14	2023-07-14	No		ND	2023-08-22	2023-09-27												
5048035	D09_05_A	D09_05_A	131	TIPTON ST	Lead	Lead	PEX	Copper	2023-07-18	2023-07-18	No		1.25	2023-08-03	2023-08-18												
5048004	D09_05_A	D09_05_A	110	TIPTON ST	Lead	Lead	PEX	Copper	2023-07-20	2023-07-20	No		ND	2023-07-25	2023-08-08												
5048560	D09_05_A	D09_05_A	5300	GERTRUDE ST	Lead	Lead Tailpiece	PEX	Copper Tailpiece	2023-07-26	2023-07-26	No		ND	2023-07-29	2023-08-11												
5122935	Ops	Urgent LSLR_2	15	FREDERICK STREET	Lead	Lead	PEX	Copper	2023-07-27	2023-07-31	No		ND	2023-09-21	2023-09-28												
5047768	D09_05_B	D09_05_B	4930	GLENWOOD AVE	Lead	Copper	PEX	Not Replaced	2023-07-31		No		6.27	2023-08-02	2023-08-11												

Post-Construction Replacement Sample Results (All) Report as of October 31, 2023

Location Id	Work Order Public	Work Order Private	House	Street	Site Verification on Public	Site Verification Private	Replaced Material Public	Replaced Material Private	Replacement Date Public	Replacement Date Private	Work Order Public2	Work Order Private2	Site Verification on Public2	Site Verification Private2	Replaced Material Public2	Replaced Material Private2	Replacement Date Public2	Replacement Date Private2	Is Partial	Emergency	Lab Result_p	Dt Collected1	Dt Result Recrfrom Lab1	Lab Result_p	Dt Collected2	Dt Result Recrfrom Lab2	Lab Result_p	Dt Collected3	Dt Result Recrfrom Lab3	Lab Result_p	Dt Collected4	Dt Result Recrfrom Lab4	Lab Result_p	Dt Collected5	Dt Result Recrfrom Lab5			
5059277	Ops	Urgent LSLR	608	INDUSTRY ST	Lead	Lead	PEX	Copper	2019-07-31	2019-08-08	SDWMR 2020A	SDWMR 2020A	Copper	Copper	PEX	Not Replaced	2020-07-09		No	Emergency	3.05	2019-08-10	2019-08-18															
5029215	A09 09	Urgent LSLR	1101	PAULSON AVE	Lead	Lead	PEX	Copper	2018-11-27	2018-11-27	SDWMR 2020B	SDWMR 2020B	PEX	Copper	PEX	Not Replaced	2020-07-24		No																			
5029271	Ops	Urgent LSLR	6557	ROWAN ST	Lead	Lead	PEX	Copper	2019-07-16	2019-07-25	SDWMR 2020A	SDWMR 2020A	PEX	Copper	PEX	Not Replaced	2020-08-03		No	Emergency	ND	2020-08-05	2020-08-18															
5053694	Ops		20	NUSSER ST	Lead	Copper	PEX	Not Replaced	2019-05-06		SDWMR 2020A	SDWMR 2020A	PEX	Copper	PEX	Not Replaced	2020-09-25		No	Emergency	2.74	2019-09-06	2019-09-24															
5026542	Ops	BLG 01	824	N SHERIDAN AVE	Lead	Lead	PEX	Copper	2018-12-08	2019-04-22	SDWMR 2020A	SDWMR 2020A	PEX	Copper	PEX	Not Replaced	2020-10-07		Yes	Emergency	138	2018-12-09	2018-12-17	1.53	2019-04-29	2019-05-15												
5055345	B06 03 B	B06 03 B	153	MONASTERY PL	Lead	Copper	PEX	Not Replaced	2020-01-08		SDWMR 2020A	SDWMR 2020A	PEX	Copper	PEX	Not Replaced	2020-10-07		No		30.1	2020-01-11	2020-01-22															
5031892	Ops	BLG 01	1542	OVERLIN ST	Lead	Lead	PEX	Not Replaced	2016-11-01		SDWMR 2020B	SDWMR 2020B	PEX	Lead	PEX	Copper	2020-11-12	2020-11-12	Yes	Emergency	ND	2020-11-16	2020-11-23															
5049759	Ops	BLG 02	4038	MURRAY AVE	Lead	Unknown	PEX	Not Replaced	2016-07-26		SDWMR 2020A	SDWMR 2020A	PEX	Lead	PEX	Copper	2020-11-12		Yes	Emergency	2.19	2020-11-15	2020-11-23															
5031893	Ops	BLG 01	1544	OVERLIN ST	Lead	Lead	PEX	Not Replaced	2016-11-02		SDWMR 2020B	SDWMR 2020B	PEX	Lead	PEX	Copper	2020-11-17	2020-11-17	Yes	Emergency	2.72	2020-11-18	2020-11-30															
5048145	Ops		412	E ELIZABETH ST	Lead	Lead	Not Replaced	Not Replaced			CEP 03	CEP 03	Lead	Lead	PEX	Copper	2020-12-08	2020-12-08	No		ND	2021-04-12	2021-04-26															
5039111	Ops	BLG	2842	SHADY AVE	Lead	Lead	PEX	Copper	2017-10-16	2019-01-10	SDWMR 2020A	SDWMR 2020A	PEX	Copper	PEX	Not Replaced	2021-01-21		Yes	Emergency	56	2017-10-19	2017-10-30	48	2017-11-07	2017-11-27												
5039068	Ops	Private Reimbursement	5858	BURCHFIELD AVE	Lead	Lead	PEX	Copper	2016-11-09	2018-04-27	SDWMR 2020A	SDWMR 2020A	PEX	Copper	PEX	Not Replaced	2021-02-08		Yes	Emergency	3.3	2017-11-15	2017-11-28															
5039569	B07 05 A	B07 05 A	6492	MONITOR ST	Lead	Lead	PEX	Copper	2019-09-26	2019-09-26	SDWMR 2020A	SDWMR 2020A	PEX	Copper	PEX	Not Replaced	2021-02-17		No		6.71	2019-11-17	2019-11-26															
5039568	B07 05 A	B07 05 A	6494	MONITOR ST	Lead	Lead	PEX	Copper	2019-10-01	2019-10-01	SDWMR 2020A	SDWMR 2020A	PEX	Copper	PEX	Not Replaced	2021-02-17		No		9	2019-10-06	2019-10-15															
5039567	B07 05 A	B07 05 A	6496	MONITOR ST	Lead	Lead	PEX	Copper	2019-09-26	2019-09-26	SDWMR 2020A	SDWMR 2020A	PEX	Copper	PEX	Not Replaced	2021-02-19		No		5.44	2019-10-07	2019-10-29															
5039566	B07 05 A	B07 05 A	6498	MONITOR ST	Lead	Lead	PEX	Copper	2019-09-25	2019-09-25	SDWMR 2020A	SDWMR 2020A	PEX	Copper	PEX	Not Replaced	2021-02-19		No		2.11	2019-09-26	2019-09-30															
5039570	B07 05 A	B07 05 A	6490	MONITOR ST	Lead	Lead	PEX	Copper	2019-09-26	2019-09-26	SDWMR 2020A	SDWMR 2020A	PEX	Copper	PEX	Not Replaced	2021-02-22		No		ND	2019-11-17	2019-11-26															
5031831	CEP 02	CEP 02	7162	LEMINGTON AVE	Lead	Copper	PEX	Not Replaced	2019-12-10		SDWMR 2020B	SDWMR 2020B	PEX	Copper	PEX	Not Replaced	2021-02-24		No		ND	2019-12-11	2020-01-14															
5039119	B07 05 A	B07 05 A	5892	BURCHFIELD AVE	Lead	Lead Tailpiece	PEX	Copper Tailpiece	2019-11-01	2019-11-01	SDWMR 2020A	SDWMR 2020A	PEX	Copper	PEX	Not Replaced	2021-03-03		No		1.09	2019-11-02	2019-11-11															
5039121	B07 05 A	B07 05 A	2908	SHADY AVE	Lead	Lead	PEX	Copper	2019-11-06	2019-11-06	SDWMR 2020A	SDWMR 2020A	PEX	Copper	PEX	Not Replaced	2021-03-21		No		ND	2021-04-04	2021-04-19															
5032896	B04 09 B	B04 09 B	1408	N HOMEWOOD AVE	Lead	Lead	PEX	Copper	2019-07-25	2019-07-25	SDWMR 2020B	SDWMR 2020B	PEX	Copper	PEX	Not Replaced	2021-03-25		No		ND	2019-08-06	2019-08-12															
5047855	CEP	CEP	5026	BLAIR ST	Lead	Lead	PEX	Copper	2019-08-23	2019-08-23	SDWMR 2019	SDWMR 2019	PEX	Copper	PEX	Not Replaced	2021-03-25		No		3.93	2019-08-25	2019-09-03															
5047856	Ops		5024	BLAIR ST	Lead	Copper	PEX	Not Replaced	2018-06-22		SDWMR 2019	SDWMR 2019	PEX	Copper	PEX	Not Replaced	2021-03-29		No	Emergency	4	2018-06-24	2018-07-08															
5032895	B04 09 B	B04 09 B	1406	N HOMEWOOD AVE	Lead	Lead	PEX	Copper	2019-07-25	2019-07-25	SDWMR 2020B	SDWMR 2020B	PEX	Copper	PEX	Not Replaced	2021-03-30		No		3.16	2019-07-26	2019-08-05															
5047825	Ops	BLG	5006	LYTLE ST	Lead	Lead	PEX	Copper	2018-11-09	2019-03-11	SDWMR 2019	SDWMR 2019	PEX	Copper	PEX	Not Replaced	2021-04-06		Yes	Emergency	52.5	2018-11-10	2018-11-27	6.69	2019-02-08	2019-02-19												
5045642	Ops	Urgent LSLR	830	GREENFIELD AVE	Lead	Lead	PEX	Copper	2019-06-10	2019-06-13	SDWMR 2020A	SDWMR 2020A	PEX	Copper	PEX	Not Replaced	2021-04-21		Yes	Emergency	1.42	2019-06-30	2019-07-15															
5059744	CEP	CEP	326	MERIDIAN ST	Lead	Lead	PEX	Copper	2019-01-04	2019-01-04	SDWMR 2020A	SDWMR 2020A	PEX	Copper	PEX	Not Replaced	2021-05-05		No		6.03	2019-01-07	2019-03-28															
5052061	CEP	CEP	1306	ELEANOR ST	Lead	Lead	PEX	Copper	2019-07-27	2019-07-27	SDWMR 2019	SDWMR 2019	PEX	Copper	PEX	Not Replaced	2021-06-10		No		ND	2019-09-18	2019-09-24															
5076667	B13 01 B	B13 01 B	2907	STAYTON ST	Copper	Copper	Not Replaced	Not Replaced			Ops	Urgent LSLR	Lead	Lead Tailpiece	PEX	Copper Tailpiece	2021-06-14	2021-07-06	No		ND	2021-07-13	2021-08-23															
5051531	CEP 02	CEP 02	2322	SALISBURY ST	Lead	Lead	PEX	Copper	2020-01-15	2020-01-15	SDWMR 2019	SDWMR 2019	PEX	Copper	PEX	Not Replaced	2021-06-28		No		12.2	2020-01-19	2020-01-29	1.41	2020-04-14	2020-04-27												
5058344	Ops	BLG 01	217	MAPLE TER	Lead	Lead	PEX	Not Replaced	2018-02-14		SDWMR 2020A	SDWMR 2020A	PEX	Lead Tailpiece	PEX	Copper Tailpiece	2021-07-09	2021-07-09	Yes	Emergency	ND	2018-02-26	2018-03-07	ND	2018-03-18	2018-03-28												
5060808	B05 02 B	B05 02 B	474	WYOLA ST	Lead	Lead	PEX	Copper	2020-02-11	2020-02-11	SDWMR 2020A	SDWMR 2020A	PEX	Copper	PEX	Not Replaced	2021-07-16		No		ND	2020-02-13	2020-02-24															
5060807	B05 02 B	B05 02 B	506	WYOLA ST	Lead	Copper	PEX	Not Replaced	2020-02-11		SDWMR 2020A	SDWMR 2020A	PEX	Copper	PEX	Not Replaced	2021-07-28		No		6.86	2020-04-02	2020-04-13															
5058658	Ops	BLG	158	VIRGINIA AVE	Lead	Lead	PEX	Not Replaced	2018-02-18		SDWMR 2020A	SDWMR 2020A	PEX	Lead Tailpiece	PEX	Copper Tailpiece	2021-08-06	2021-08-06	Yes	Emergency	ND	2018-03-07	2018-03-19															
5000754	CEP 03	CEP 03	2004	FORBES AVE	Copper	Lead	PEX	Copper	2020-10-21	2020-10-21	BRT	BRT	PEX	Copper	PEX	Not Replaced	2021-09-08		No		ND	2020-12-28	2021-01-11															
5051933	CEP	CEP	2510	BURHAM ST	Lead	Lead Tailpiece	PEX	Copper Tailpiece	2019-10-14	2019-10-14	SDWMR 2019	SDWMR 2019	PEX	Copper	PEX	Not Replaced	2021-09-16		No		3.28	2019-10-24	2019-11-04															
5051926	Ops	BLG 01	2412	BURHAM ST	Lead	Lead																																

LSLR Replacement Report

Date Range: 10/01/2023 - 12/31/2023

House	Street	Material Verification Date	Site Verification Public	Site Verification Private	Replaced Material Public	Replaced Material Private	Replacement Date Public	Replacement Date Private	WO Public2	WO Private2	Material Verification Date2	Site Verification Public2	Site Verification Private2	Replaced Material Public2	Replaced Material Private2	Replacement Date Public2	Replacement Date Private2	Emergency	Emergency2	Temp Water
2029	LOWRIE ST	2023-12-22	Lead	Lead	PEX	Copper	2023-12-29	2023-12-29												
1545	LOWRIE ST	2023-12-12	Lead	Lead	PEX	Copper	2023-12-28	2023-12-28												
430	WINTON ST	2023-12-28	Lead	Copper	PEX	Not Replaced	2023-12-28											Emergency		
2506	SPRING GARDEN AVE	2023-12-28	Lead	Copper	PEX	Not Replaced	2023-12-28											Emergency		No
1915	LOWRIE ST	2023-12-18	Lead	Lead	PEX	Copper	2023-12-27	2023-12-27												
1922	LOWRIE ST	2023-12-18	Lead	Lead	PEX	Copper	2023-12-27	2023-12-27												
1906	LOWRIE ST	2023-12-15	Lead	Lead	PEX	Copper	2023-12-26	2023-12-26												
1411	MELLON ST	2023-12-20	Lead	Lead	PEX	Abandoned	2023-12-20											Emergency		No
4114	PENN AVE	2023-12-14	Lead	Copper	PEX	Not Replaced	2023-12-15													
7125	GLADEFIELD ST	2023-12-11	Lead	Lead	PEX	Copper	2023-12-14	2023-12-14												
7255	VERONA BLVD	2023-10-25	Lead	Lead	PEX	Abandoned	2023-12-14													
1245	GROTTO ST	2023-12-06	Lead	Copper	PEX	Not Replaced	2023-12-13													
1604	LOWRIE ST	2023-12-13	Lead	Lead	PEX	Copper	2023-12-13	2023-12-13												
1316	GROTTO ST	2023-12-07	Lead	Copper	PEX	Not Replaced	2023-12-13													
5848	DOUGLAS ST	2023-12-04	Lead	Lead	PEX	Copper	2023-12-13	2023-12-13												
1832	WINHURST ST	2023-12-13	Lead	Copper	PEX	Not Replaced	2023-12-13											Emergency		Yes
5267	WILKINS AVE	2023-12-12	Lead	Lead	PEX	Copper	2023-12-12	2023-12-19										Emergency		Yes
2124	LAUTNER ST	2023-12-12	Lead	PEX	PEX	Not Replaced	2023-12-12											Emergency		No
522	E OHIO ST	2023-12-11	Lead	Lead	PEX	Copper	2023-12-11	2023-12-11												
1335	GROTTO ST	2023-12-07	Lead	Copper	PEX	Not Replaced	2023-12-11													
302	LORENZ AVE	2023-12-08	Lead	Brass	PEX	Not Replaced	2023-12-11													
520	E OHIO ST	2023-09-14	Lead	Copper	PEX	Not Replaced	2023-12-08													
520 #2	E OHIO ST	2023-09-14	Lead	Copper	PEX	Not Replaced	2023-12-08													
131	45TH ST	2023-12-08	Lead	Copper	PEX	Not Replaced	2023-12-08											Emergency		No
1012	ABDELL ST	2023-11-13	Lead	Lead	PEX	PEX	2023-12-07	2023-11-13										Emergency		Yes
1744	COWLEY ST	2023-11-06	Lead	Lead	PEX	Copper	2023-12-06	2023-12-06												
5846	DOUGLAS ST	2023-09-25	Lead	Lead	PEX	Copper	2023-12-05	2023-12-05												
7314	LEMINGTON AVE	2023-12-04	Lead	Lead	PEX	Copper	2023-12-05	2023-12-05												
7312	LEMINGTON AVE	2023-12-04	Lead	Lead	PEX	Copper	2023-12-05	2023-12-05												
1533	HOFF ST	2023-11-08	Lead	Lead	PEX	Copper	2023-12-05	2023-12-05												
7300	SOMERSET ST	2023-11-16	Lead	Lead	PEX	Copper	2023-12-04	2023-12-04												
7120	BAKER ST	2023-12-04	Lead	Lead	PEX	Abandoned	2023-12-04											Emergency		Yes
7235	CAMPANIA ST	2023-10-31	Lead	Lead	PEX	Abandoned	2023-12-01													
1440	BARNESDALE ST	2023-12-01	Lead	Lead	PEX	Copper	2023-12-01	2023-12-18										Emergency		Yes
5170	HILLCREST ST	2023-12-01	Lead	Copper	PEX	Not Replaced	2023-12-01											Emergency		No
7320	JOSHUA ST	2023-11-22	Lead	Copper	PEX	Not Replaced	2023-11-30													
7341	SOMERSET ST	2023-11-20	Lead	Copper	PEX	Not Replaced	2023-11-30													
1607	WORTHINGTON ST	2023-11-22	Lead	Lead	PEX	Copper	2023-11-30	2023-11-30												
1425	INVERNESS AVE	2023-11-17	Lead	Lead Tailpiece	PEX	Copper Tailpiece	2023-11-30	2023-11-30		Private Reimbursement	2023-11-14	PEX	Lead	Not Replaced	Copper		2023-11-14			No
7302	SOMERSET ST	2023-11-16	Lead	Lead	PEX	Copper	2023-11-30	2023-11-30												
1411	COOPER AVE	2023-11-30	Lead	Copper	PEX	Not Replaced	2023-11-30											Emergency		No
608	RUGBY ST	2023-11-22	Lead	Lead	PEX	Copper	2023-11-29	2023-11-29												
7272	SOMERSET ST	2023-11-16	Lead	Copper	PEX	Not Replaced	2023-11-29													
7224	SOMERSET ST	2023-11-15	Lead	Lead	PEX	Copper	2023-11-29	2023-11-29												
5621	WILKINS AVE	2023-11-28	Lead	Lead	PEX	Copper	2023-11-28	2023-11-29												Yes
1515	WESTMORELAND ST	2023-11-13	Lead	Copper	PEX	Not Replaced	2023-11-28													
1521	WESTMORELAND ST	2023-11-09	Lead	Lead Tailpiece	PEX	Copper Tailpiece	2023-11-28	2023-11-28												
1915	MOUNT TROY RD	2023-11-27	Lead	Copper	PEX	Not Replaced	2023-11-28													
1061	EVERGREEN AVENUE	2023-11-27	Lead	Copper	PEX	Not Replaced	2023-11-27											Emergency		NO
7238	SOMERSET ST	2023-11-15	Lead	Copper	PEX	Not Replaced	2023-11-22													
1509	CLAIM ST	2023-11-15	Lead	Copper	PEX	Not Replaced	2023-11-22													
1402	WESTMORELAND ST	2023-11-13	Lead	Lead	PEX	Copper	2023-11-22	2023-11-22												
7224	VERONA BLVD	2023-10-31	Lead	Lead	PEX	Copper	2023-11-21	2023-11-21												
524	EDMOND ST	2023-11-21	Lead	Lead	PEX	Copper	2023-11-21	2023-12-05										Emergency		Yes
1539	WESTMORELAND ST	2023-11-09	Lead	Lead	PEX	Copper	2023-11-20	2023-11-15												Yes
7207	SOMERSET ST	2023-11-15	Lead	Lead	PEX	Copper	2023-11-20	2023-11-20												
2016	LEY ST	2023-09-29	Lead	Lead	PEX	Copper	2023-11-20	2023-11-20												
1400	WESTMORELAND ST	2023-11-13	Lead	Lead	PEX	Copper	2023-11-20	2023-11-20												
1511	WESTMORELAND ST	2023-11-13	Lead	Lead	PEX	Copper	2023-11-17	2023-11-17												
7039	LEMINGTON AVE	2023-10-23	Lead	Lead	PEX	Abandoned	2023-11-17													
1302	WESTMORELAND ST	2023-11-14	Lead	Lead	PEX	Copper	2023-11-17	2023-11-17												
1516	LOWRIE ST	2023-11-15	Lead	Lead Tailpiece	PEX	Copper Tailpiece	2023-11-17	2023-11-17												
1514	VALENTINE ST	2023-11-15	Lead	Lead	PEX	Copper	2023-11-17	2023-11-17												

LSLR Replacement Report

Date Range: 10/01/2023 - 12/31/2023

House	Street	Material Verification Date	Site Verification Public	Site Verification Private	Replaced Material Public	Replaced Material Private	Replacement Date Public	Replacement Date Private	WO Public2	WO Private2	Material Verification Date2	Site Verification Public2	Site Verification Private2	Replaced Material Public2	Replaced Material Private2	Replacement Date Public2	Replacement Date Private2	Emergency	Emergency2	Temp Water
2014	LEY ST	2023-11-06	Lead	Lead	PEX	Copper	2023-11-16	2023-11-16												
1824	ELBOW ST	2023-11-01	Lead	Lead	PEX	Copper	2023-11-16	2023-11-16												
1822	ELBOW ST	2023-11-01	Lead	Lead	PEX	Copper	2023-11-16	2023-11-16												
1523	WESTMORELAND AVENUE	2023-11-09	Lead	PEX	PEX	Not Replaced	2023-11-15													
1436	LOWRIE ST	2023-11-10	Lead	Copper	PEX	Not Replaced	2023-11-15													
1541	WESTMORELAND ST	2023-11-09	Lead	Lead	PEX	Copper	2023-11-15	2023-11-15												
1525	WESTMORELAND ST	2023-11-09	Lead	Lead	PEX	Copper	2023-11-15	2023-11-15												
1574	WESTMORELAND ST	2023-11-08	Lead	Lead	PEX	Copper	2023-11-15	2023-11-15												
1309	LOWRIE ST	2023-11-13	Lead	Lead	PEX	Copper	2023-11-15	2023-11-15												
1307	LOWRIE ST	2023-11-14	Lead	Lead	PEX	Copper	2023-11-15	2023-11-15												
2523	SARAH ST	2023-11-15	Lead	Lead	PEX	Copper	2023-11-15	2023-12-06										Emergency		Yes
1554	WESTMORELAND ST	2023-11-08	Lead	Copper	PEX	Not Replaced	2023-11-14													
1567	WESTMORELAND ST	2023-11-08	Lead	Lead	PEX	Copper	2023-11-14	2023-11-14												
1418	ECKERT ST	2023-11-02	Lead	Lead	PEX	Copper	2023-11-14	2023-11-14												Yes
3450	CALIFORNIA AVE	2023-10-03	Lead	Lead	PEX	Copper	2023-11-14	2023-11-15												Yes
1362	LOWRIE ST	2023-11-10	Lead	Lead Tailpiece	PEX	Copper Tailpiece	2023-11-14	2023-11-14												
1534	WESTMORELAND ST	2023-11-09	Lead	Lead	PEX	Copper	2023-11-14	2023-11-14												
1433	N SAINT CLAIR ST	2023-11-14	Lead	Lead	PEX	PEX	2023-11-14	2023-11-14										Emergency		No
4618-4620	PENN AVE	2023-11-14	Lead	Copper	PEX	Not Replaced	2023-11-14											Emergency		No
1612	WESTMORELAND AVE	2023-11-08	Lead	Lead	PEX	Copper	2023-11-13	2023-11-13												
1911	MOUNT TROY ROAD EXT	2023-10-25	Lead	Lead	PEX	Copper	2023-11-13	2023-11-13												
1658	WESTMORELAND ST	2023-11-06	Lead	Lead	PEX	Copper	2023-11-13	2023-11-13												
706	JAMES ST	2023-09-19	Lead	Copper	PEX	Not Replaced	2023-11-10													
1619	WICKLINE LN	2023-10-26	Lead	Copper	PEX	Not Replaced	2023-11-10													
1224	EVERGREEN AVENUE	2023-11-10	Lead	Lead	PEX	Copper	2023-11-10	2023-11-20										Emergency		Yes
1222	EVERGREEN AVENUE	2023-11-10	Lead	Lead	PEX	Copper	2023-11-10	2023-11-20										Emergency		Yes
1640	WESTMORELAND ST	2023-11-06	Lead	Lead	PEX	Copper	2023-11-09	2023-11-09												
1527	HOFF ST	2023-11-08	Lead	Copper	PEX	Not Replaced	2023-11-09													
1635	WESTMORELAND ST	2023-11-07	Lead	Lead	PEX	Copper	2023-11-09	2023-11-09												
1641	WESTMORELAND ST	2023-11-07	Lead	Lead	PEX	Copper	2023-11-09	2023-11-09												
1601	HATTERAS ST	2023-11-08	Lead	Copper	PEX	Not Replaced	2023-11-09													
2037	LEY ST	2023-11-08	Lead	Lead Tailpiece	PEX	Copper Tailpiece	2023-11-09	2023-11-09												
1654	WESTMORELAND ST	2023-11-06	Lead	Copper	PEX	Not Replaced	2023-11-08													
1661	WESTMORELAND ST	2023-11-07	Lead	Copper	PEX	Not Replaced	2023-11-08													
1645	WESTMORELAND ST	2023-11-08	Lead	Lead Tailpiece	PEX	Copper Tailpiece	2023-11-08	2023-11-08												
1656	WESTMORELAND ST	2023-11-06	Lead	Lead	PEX	Copper	2023-11-08	2023-11-08												
1701	LAPORTE ST	2023-11-01	Lead	Lead Tailpiece	PEX	Copper Tailpiece	2023-11-08	2023-11-08												
1418	DEHAVEN ST	2023-11-06	Lead	Lead	PEX	Copper	2023-11-07	2023-11-07												
5872	BARTLETT ST	2023-11-02	Lead	Lead	PEX	Copper	2023-11-06	2023-11-07												Yes
1630	HARPSTER ST	2023-11-02	Lead	Copper	PEX	Not Replaced	2023-11-06													
1720	LAPORTE ST	2023-10-31	Lead	Copper	PEX	Not Replaced	2023-11-03													
5870	BARTLETT ST	2023-10-03	Unknown	Lead	PEX	Copper	2023-11-03	2023-11-03												
1710	LAPORTE ST	2023-10-31	Lead	Copper	PEX	Not Replaced	2023-11-03													
1722	HARPSTER ST	2023-11-02	Lead	Lead	PEX	Copper	2023-11-03	2023-11-03												
1634	HARPSTER ST	2023-11-02	Lead	Lead	PEX	Copper	2023-11-03	2023-11-03												
1703	LAPORTE ST	2023-11-01	Lead	Copper	PEX	Not Replaced	2023-11-03													
6961	LEMINGTON AVE	2023-09-19	Lead	Lead	PEX	Copper	2023-11-02	2023-11-02												
1702	LAPORTE ST	2023-10-31	Lead	Lead	PEX	Copper	2023-11-02	2023-11-02												
118	BECKERT STREET	2023-10-25	Unknown	Lead	PEX	Copper	2023-11-01	2023-11-01												
7239	CAMPANIA ST	2023-10-26	Lead	Copper	PEX	Not Replaced	2023-11-01													
7014	LEMINGTON AVE	2023-10-10	Lead	Lead	PEX	Abandoned	2023-11-01													
7243	CAMPANIA ST	2023-10-26	Lead	Lead	PEX	Copper	2023-11-01	2023-11-01												
7016	LEMINGTON AVE	2023-10-10	Lead	Lead	PEX	Copper	2023-11-01	2023-11-21												Yes
1804	HARPSTER ST	2023-10-31	Lead	Lead	PEX	Copper	2023-11-01	2023-11-01												
1800	HARPSTER ST	2023-10-31	Lead	Lead	PEX	Copper	2023-11-01	2023-11-01												
1125	NORTH AVENUE	2023-11-01	Lead	Lead	PEX	Copper	2023-11-01	2023-11-22										Emergency		Yes
1123	NORTH AVENUE	2023-11-01	Lead	Lead	PEX	Not Replaced	2023-11-01											Emergency		Yes
7163	VERONA BLVD	2023-10-24	Lead	Lead Tailpiece	PEX	Copper Tailpiece	2023-10-31	2023-10-31												
1925	MOUNT TROY RD	2023-10-25	Lead	Lead Tailpiece	PEX	Copper Tailpiece	2023-10-31	2023-10-31												
7161	VERONA BLVD	2023-10-24	Lead	Lead Tailpiece	PEX	Copper Tailpiece	2023-10-31	2023-10-31												
1741	COWLEY ST	2023-10-27	Lead	Copper	PEX	Not Replaced	2023-10-31													
7167	VERONA BLVD	2023-10-24	Lead	Lead	PEX	Copper	2023-10-31	2023-10-31												
7135	VERONA BLVD	2023-10-24	Lead	Lead	PEX	Copper	2023-10-30	2023-10-30												

LSLR Replacement Report

Date Range: 10/01/2023 - 12/31/2023

House	Street	Material Verification Date	Site Verification Public	Site Verification Private	Replaced Material Public	Replaced Material Private	Replacement Date Public	Replacement Date Private	WO Public2	WO Private2	Material Verification Date2	Site Verification Public2	Site Verification Private2	Replaced Material Public2	Replaced Material Private2	Replacement Date Public2	Replacement Date Private2	Emergency	Emergency2	Temp Water
7281	VERONA BLVD	2023-10-25	Lead	Copper	PEX	Not Replaced	2023-10-30													
7147	VERONA BLVD	2023-10-24	Lead	Lead Tailpiece	PEX	Copper Tailpiece	2023-10-30	2023-10-30												
718	VERONA BLVD	2023-10-25	Lead	Lead	PEX	Copper	2023-10-27	2023-10-27												
7274	VERONA BLVD	2023-10-25	Lead	Lead	PEX	Copper	2023-10-27	2023-10-27												
7272	VERONA BLVD	2023-10-25	Lead	Lead	PEX	Copper	2023-10-27	2023-10-27												
1919	MOUNT TROY RD	2023-10-25	Lead	Copper	PEX	Not Replaced	2023-10-27													
2161	LEY ST	2023-10-26	Lead	Copper	PEX	Not Replaced	2023-10-27													
1823	RIALTO ST	2023-10-26	Lead	Copper	PEX	Not Replaced	2023-10-27													
2050	LEY ST	2023-09-29	Lead	Lead	PEX	Copper	2023-10-27	2023-10-27												
7153	VERONA BLVD	2023-10-24	Lead	Lead Tailpiece	PEX	Copper Tailpiece	2023-10-26	2023-10-26												
1512	FROMAN ST	2023-10-25	Lead	Lead Tailpiece	PEX	Copper Tailpiece	2023-10-26	2023-10-26												
7155	VERONA BLVD	2023-10-24	Lead	Lead Tailpiece	PEX	Copper Tailpiece	2023-10-26	2023-10-26												
7157	VERONA BLVD	2023-10-24	Lead	Lead	PEX	Copper	2023-10-26	2023-10-26												
2008	LEY ST	2023-09-29	Lead	Lead	PEX	Copper	2023-10-26	2023-10-26												
408	SALINE ST	2023-10-26	Lead	Copper	PEX	Not Replaced	2023-10-26											Emergency		No
7145	VERONA BLVD	2023-10-24	Lead	Copper	PEX	Not Replaced	2023-10-25													
7143	VERONA BLVD	2023-10-24	Lead	Lead Tailpiece	PEX	Copper Tailpiece	2023-10-25	2023-10-25												
7141	VERONA BLVD	2023-10-24	Lead	Lead	PEX	Copper	2023-10-25	2023-10-25												
7262	CAMPANIA ST	2023-10-23	Lead	Copper	PEX	Not Replaced	2023-10-24													
7284	CAMPANIA ST	2023-10-23	Lead	Lead	PEX	Copper	2023-10-24	2023-10-24												
2047	VERONICA ST	2023-10-13	Lead	Copper	PEX	Not Replaced	2023-10-24													
2148	LOWRIE ST	2023-10-19	Lead	Lead	PEX	Copper	2023-10-23	2023-10-23												
2020	LEY ST	2023-09-28	Lead	Lead	PEX	Copper	2023-10-23	2023-10-23												
1961 1/2	LIEDERTAFEL WAY	2023-10-19	Lead	Copper	PEX	Not Replaced	2023-10-20													
1963	LIEDERTAFEL WAY	2023-10-19	Lead	Copper	PEX	Not Replaced	2023-10-20													
7258	CAMPANIA ST	2023-10-18	Lead	Copper	PEX	Not Replaced	2023-10-20													
1543	BROADHEAD ST	2023-09-21	Lead	Lead	PEX	Abandoned	2023-10-19													
1540	BROADHEAD ST	2023-09-26	Lead	Lead	PEX	Abandoned	2023-10-19													
2142	LOWRIE ST	2023-10-03	Lead	Copper	PEX	Not Replaced	2023-10-19													
2140	LOWRIE ST	2023-10-03	Lead	Lead	PEX	Copper	2023-10-19	2023-10-19												
2037	VERONICA ST	2023-10-13	Lead	Copper	PEX	Not Replaced	2023-10-19													
1601	BROADHEAD ST	2023-09-27	Lead	Lead	PEX	Abandoned	2023-10-19													
1323	VOSKAMP ST	2023-08-07	Lead	Lead	PEX	Abandoned	2023-10-18													
7018	LEMINGTON AVE	2023-10-10	Lead	PEX	PEX	Not Replaced	2023-10-18													
2042	LIEDERTAFEL WY/ VERONICA REAR	2023-10-17	Lead	Lead	PEX	Copper	2023-10-18	2023-10-18												
7005	LEMINGTON AVE	2023-10-03	Lead	Lead	PEX	Copper	2023-10-18	2023-10-18												
1819	NIGGEL ST	2023-10-11	Lead	Lead Tailpiece	PEX	Copper Tailpiece	2023-10-18	2023-10-18												
7054	CAMPANIA AVE	2023-10-12	Lead	Copper	PEX	Not Replaced	2023-10-17													
1546	BROADHEAD ST	2023-09-21	Lead	Lead	PEX	Copper	2023-10-17	2023-10-17												
7077	CAMPANIA ST	2023-10-11	Lead	Lead	PEX	Copper	2023-10-17	2023-10-17												
2019	VERONICA ST	2023-10-12	Lead	Copper	PEX	Not Replaced	2023-10-17													
2181	LOWRIE ST	2023-10-05	Lead	Copper	PEX	Not Replaced	2023-10-17													
59	BIGELOW ST	2023-10-17	Lead	Copper	PEX	Not Replaced	2023-10-17											Emergency		No
7108	CAMPANIA ST	2023-10-12	Lead	Copper	PEX	Not Replaced	2023-10-16													
2013	VERONICA ST	2023-10-12	Lead	Copper	PEX	Not Replaced	2023-10-16													
2179	LOWRIE ST	2023-10-05	Lead	Copper	PEX	Not Replaced	2023-10-16													
2005	VERONICA ST	2023-10-09	Lead	Galvanized Iron	PEX	Copper	2023-10-16	2023-10-16												
2173	LOWRIE ST	2023-10-05	Lead	Lead	PEX	Copper	2023-10-16	2023-10-16												
421	HASTINGS ST	2023-10-13	Lead	Lead	PEX	Copper	2023-10-14	2023-10-31										Emergency		Yes
7048	CAMPANIA ST	2023-10-11	Lead	Lead	PEX	Copper	2023-10-13	2023-10-13												
7057	CAMPANIA ST	2023-10-11	Lead	Lead	PEX	Copper	2023-10-13	2023-10-13												
2167	LOWRIE ST	2023-10-04	Lead	Copper	PEX	Not Replaced	2023-10-13													
2010	VERONICA ST	2023-10-06	Lead	Copper	PEX	Not Replaced	2023-10-13													
2175	LOWRIE ST	2023-10-05	Lead	Lead	PEX	Copper	2023-10-13	2023-10-13												
2030	VERONICA ST	2023-10-06	Lead	Copper	PEX	Not Replaced	2023-10-12													
2036	VERONICA ST	2023-10-06	Lead	Copper	PEX	Not Replaced	2023-10-12													
2163	LOWRIE ST	2023-10-04	Lead	Lead	PEX	Copper	2023-10-12	2023-10-12												
2161	LOWRIE ST	2023-10-04	Lead	Copper	PEX	Not Replaced	2023-10-12													
1688	BROADHEAD ST	2023-10-04	Lead	Lead Tailpiece	PEX	Copper Tailpiece	2023-10-11	2023-10-11												
2034	LEY ST	2023-09-28	Lead	Lead	PEX	Copper	2023-10-11	2023-10-11												
1542	BROADHEAD ST	2023-09-21	Lead	Lead	PEX	Copper	2023-10-11	2023-10-11												
2146	LOWRIE ST	2023-10-04	Lead	Lead	PEX	Copper	2023-10-11	2023-10-11												
1908	WRIGHTS WAY	2023-10-11	Lead	Copper	PEX	Not Replaced	2023-10-11											Emergency		No

LSLR Replacement Report

Date Range: 10/01/2023 - 12/31/2023

House	Street	Material Verification Date	Site Verification Public	Site Verification Private	Replaced Material Public	Replaced Material Private	Replacement Date Public	Replacement Date Private	WO Public2	WO Private2	Material Verification Date2	Site Verification Public2	Site Verification Private2	Replaced Material Public2	Replaced Material Private2	Replacement Date Public2	Replacement Date Private2	Emergency	Emergency2	Temp Water
1653	BROADHEAD ST	2023-10-03	Lead	Lead	PEX	Copper	2023-10-10	2023-10-10												
1659	BROADHEAD ST	2023-10-03	Lead	Lead	PEX	Copper	2023-10-10	2023-10-10												
2132	LOWRIE ST	2023-10-03	Lead	Lead Tailpiece	PEX	Copper Tailpiece	2023-10-10	2023-10-10												
1668	BROADHEAD ST	2023-10-03	Lead	Lead	PEX	Copper	2023-10-09	2023-10-09												
1669	BROADHEAD ST	2023-10-04	Lead	Lead	PEX	Copper	2023-10-09	2023-10-09												
7010	LEMINGTON AVE	2023-10-04	Lead	Copper	PEX	Not Replaced	2023-10-09													
2149	LOWRIE ST	2023-10-03	Lead	Copper	PEX	Not Replaced	2023-10-09													
7008	LEMINGTON AVE	2023-10-04	Lead	Lead	PEX	Copper	2023-10-09	2023-10-09												
2151	LOWRIE ST	2023-10-03	Lead	Lead Tailpiece	PEX	Copper Tailpiece	2023-10-09	2023-10-09												
7264	CAMPANIA ST	2023-10-04	Lead	Lead Tailpiece	PEX	Copper Tailpiece	2023-10-06	2023-10-06												
1645	BROADHEAD ST	2023-09-28	Lead	Lead	PEX	Copper	2023-10-06	2023-10-06												
5510	HOWE ST	2023-10-06	Lead	Lead	PEX	Copper	2023-10-06	2023-10-17										Emergency		Yes
7009	LEMINGTON AVE	2023-10-03	Lead	Copper	PEX	Not Replaced	2023-10-05													
1673	BROADHEAD ST	2023-10-04	Lead	Lead Tailpiece	PEX	Copper Tailpiece	2023-10-05	2023-10-05												
1559	BROADHEAD ST	2023-09-21	Lead	Lead	PEX	Copper	2023-10-05	2023-10-05												
3446	FRAZIER ST	2023-10-05	Lead	Lead	PEX	Copper	2023-10-05	2023-10-09										Emergency		Yes
552	FRAYNE ST	2023-09-27	Lead	Copper	PEX	Not Replaced	2023-10-04													
3406	MCCLURE AVE	2023-10-03	Lead	Copper	PEX	Not Replaced	2023-10-04													
2141	LOWRIE ST	2023-10-02	Lead	Lead	PEX	Copper	2023-10-04	2023-10-04												
1519	BROADHEAD ST	2023-09-27	Lead	Lead	PEX	Copper	2023-10-04	2023-10-04												
2139	LOWRIE ST	2023-10-02	Lead	Copper	PEX	Not Replaced	2023-10-03													
1649	BROADHEAD ST	2023-09-28	Lead	Lead	PEX	Copper	2023-10-03	2023-10-03												
6979	LEMINGTON AVE	2023-10-02	Lead	Copper	PEX	Not Replaced	2023-10-03													
2032	LEY ST	2023-09-28	Lead	Lead	PEX	Copper	2023-10-03	2023-10-03												
4	TESLA WAY	2023-08-17	Lead	Copper	PEX	Not Replaced	2023-10-02													
1605	BROADHEAD ST	2023-09-27	Lead	Lead	PEX	Copper	2023-10-02	2023-10-02												
5	TESLA WAY	2023-10-02	Lead	Lead Tailpiece	PEX	Copper Tailpiece	2023-10-02	2023-10-02												
1706	RIALTO ST	2023-09-26	Lead	Copper	PEX	Not Replaced	2023-10-02													
6975	LEMINGTON AVE	2023-09-26	Lead	Copper	PEX	Not Replaced	2023-10-02													
1609	BROADHEAD ST	2023-09-28	Lead	Lead	PEX	Copper	2023-10-02	2023-10-02												
1936	LEY ST	2023-09-26	Lead	Copper	PEX	Not Replaced	2023-10-02													
3450	BETHOVEN ST	2023-10-02	Lead	Copper	PEX	Not Replaced	2023-10-02											Emergency		No
910	HARKER ST	2022-05-02	Lead	Lead	PEX	Abandoned	2022-05-31			Private Reimbursement	2023-10-28	PEX	Lead	Not Replaced	Copper		2023-10-28			
7148	LEMINGTON AVE	2021-02-24	Lead	Lead	PEX	Not Replaced	2021-03-08		E02_09	E02_09	2023-11-14	PEX	Lead	Not Replaced	Copper		2023-11-16			
7232	LEMINGTON AVE	2020-12-14	Lead	Lead	PEX	Not Replaced	2021-03-01		E02_09	E02_09	2023-11-14	PEX	Lead	Not Replaced	Copper		2023-11-22			
7211	LEMINGTON AVE	2020-12-09	PEX	Lead	PEX	Not Replaced	2021-03-01		E02_09	E02_09	2023-11-14	PEX	Lead	Not Replaced	Copper		2023-11-20			
7249	LEMINGTON AVE	2020-12-07	Lead	Lead	PEX	Not Replaced	2021-03-01		E02_09	E02_09	2023-11-15	PEX	Lead	Not Replaced	Copper		2023-11-16			
909	DEELY ST	2019-11-18	Lead	Lead	PEX	Not Replaced	2019-11-22			Private Reimbursement	2023-10-25	PEX	Lead	Not Replaced	Non-Lead		2023-10-25			
1500	WESTMORELAND ST	2017-11-28	Lead	Lead	PEX	Not Replaced	2017-11-28		E02_09	E02_09	2023-11-13	PEX	Lead	Not Replaced	Copper		2023-11-22	Emergency		
618	DANBURY ST	2019-10-04	Other	Lead	PEX	Not Replaced	2015-10-01		E03_06	E03_06	2023-12-20	PEX	Lead	Not Replaced	Copper		2023-12-20	Emergency		
2449	SNYDER ST	2023-12-14	Copper	Lead	Not Replaced	Copper		2023-12-19												
1333	GROTTO ST	2023-12-07	Copper	Lead	Not Replaced	Copper		2023-12-12												
1343	GROTTO ST	2023-12-07	Copper	Lead	Not Replaced	Copper		2023-12-11												
1250	LINCOLN AVE	2023-12-05	Copper	Lead	Not Replaced	Copper		2023-12-06												
623	LORENZ AVE	2023-12-04	PEX	Lead					Ops		2023-12-07	Lead	Lead	PEX	Abandoned	2023-12-07			Emergency	
1349	LINCOLN AVE	2023-12-04	Copper	Lead	Not Replaced	Copper		2023-12-05												
602	RUGBY ST	2023-11-22	Copper	Lead	Not Replaced	Copper		2023-11-29												
1308	LOWRIE ST	2023-11-13	Copper	Lead	Not Replaced	Copper		2023-11-14												
1340	GOETTMAN ST	2023-11-07	Copper	Lead	Not Replaced	Copper		2023-11-13												
1342	GOETTMAN ST	2023-11-07	Copper	Lead	Not Replaced	Copper		2023-11-08												
1907-1909	LOWRIE ST	2023-11-03	Copper	Lead	Not Replaced	Copper		2023-11-15												
1587	LINCOLN AVE	2023-11-02	Copper	Lead	Not Replaced	Copper		2023-12-01												
1601	LINCOLN AVE	2023-11-02	Copper	Lead	Not Replaced	Copper		2023-11-06												
1659	LINCOLN AVE	2023-11-02	Copper	Lead	Not Replaced	Copper		2023-11-06												
1505	FLECK ST	2023-11-02	Copper	Lead	Not Replaced	Copper		2023-11-10												
1654	LINCOLN AVE	2023-11-01	Copper	Lead	Not Replaced	Copper		2023-11-06												
1590	LINCOLN AVE	2023-10-31	Copper	Lead	Not Replaced	Copper		2023-11-06												
1586	LINCOLN AVE	2023-10-31	Copper	Lead	Not Replaced	Copper		2023-11-07												
1715	COWLEY ST	2023-10-31	Copper	Lead	Not Replaced	Copper		2023-11-07												
5309	CAMELIA ST	2023-10-31	Copper	Lead	Not Replaced	Copper		2023-10-31												
1723	COWLEY ST	2023-10-27	Copper	Lead	Not Replaced	Copper		2023-11-29												
1747	COWLEY ST	2023-10-27	Copper	Lead	Not Replaced	Copper		2023-11-07												
1738	LINCOLN AVE	2023-10-23	Copper	Lead	Not Replaced	Copper		2023-10-26												

LSLR Replacement Report

Date Range: 10/01/2023 - 12/31/2023

House	Street	Material Verification Date	Site Verification Public	Site Verification Private	Replaced Material Public	Replaced Material Private	Replacement Date Public	Replacement Date Private	WO Public2	WO Private2	Material Verification Date2	Site Verification Public2	Site Verification Private2	Replaced Material Public2	Replaced Material Private2	Replacement Date Public2	Replacement Date Private2	Emergency	Emergency2	Temp Water
1736	LINCOLN AVE	2023-10-23	Copper	Lead	Not Replaced	Copper		2023-10-26												
1728	LINCOLN AVE	2023-10-23	Copper	Lead	Not Replaced	Copper		2023-10-24												
1722	LINCOLN AVE	2023-10-23	Copper	Lead	Not Replaced	Copper		2023-10-24												
2041	EGGERS ST	2023-10-20	Copper	Lead	Not Replaced	Copper		2023-10-24												
1712	LINCOLN AVE	2023-10-19	Copper	Lead	Not Replaced	Copper		2023-10-25												
7068	LEMINGTON AVE	2023-10-19	Copper	Lead	Not Replaced	Copper		2023-10-23												
2021	EGGERS ST	2023-10-19	Copper	Lead	Not Replaced	Copper		2023-10-24												
7032	LEMINGTON AVE	2023-10-18	Copper	Lead	Not Replaced	Copper		2023-10-19												
7061	CAMPANIA ST	2023-10-11	Copper	Lead	Not Replaced	Copper		2023-10-12												
2159	LOWRIE ST	2023-10-04	Copper	Lead	Not Replaced	Copper		2023-10-10												
2153	LOWRIE ST	2023-10-03	PEX	Lead	Not Replaced	Copper		2023-10-05												
4920	GLENWOOD AVE	2023-10-02	Copper	Lead	Not Replaced	Copper		2023-10-02												
3519	FLEMING AVE	2023-10-02	Copper	Lead	Not Replaced	Copper		2023-10-02												
200	OREGON ST	2023-08-08	Copper	Galvanized Iron	Not Replaced	Copper		2023-11-10												
3323	OREGON ST	2023-08-03	Copper	Galvanized Iron	Not Replaced	Copper		2023-10-12												
556	FRAYNE ST	2022-11-03	Lead	Lead	Not Replaced	Not Replaced			D09_05_B	D09_05_B	2023-08-23	Lead	Lead	PEX	Copper	2023-10-04	2023-10-04	Emergency		
3	VIRGILA PL	2022-07-26	Copper	Lead	Not Replaced	Copper		2023-10-20												
1000	HERSCHEL ST	2022-04-14	Copper	Copper	Not Replaced	Not Replaced			Urgent LSLR_3	Urgent LSLR_3	2023-09-21	Copper	Lead	Not Replaced	Copper		2023-10-02			
7139	VERONA BLVD	2020-10-01	Lead	Lead	Not Replaced	Not Replaced			E02_09	E02_09	2023-10-24	Lead	Lead	PEX	Copper	2023-11-16	2023-11-16	Emergency		
1750	RUTLEDGE ST	2020-01-28	Copper	Lead	Not Replaced	Not Replaced				Private Reimbursement	2023-10-05	Copper	Lead	Not Replaced	Copper		2023-10-05			
1450	REUBEN ST								SDWMR_2022_C	SDWMR_2022_C	2023-08-24	Lead	Lead	PEX	Copper	2023-12-15	2023-11-13			
5248	CARNEGIE ST								Ops	Urgent LSLR_3	2023-10-16	Lead	Lead	PEX	Copper	2023-10-16	2023-11-09		Emergency	
123	WALTER ST								Urgent LSLR_3	Urgent LSLR_3	2023-09-07	Lead	Lead	PEX	Copper	2023-10-24	2023-10-24			
137	MOULTRIE ST								Ops	Urgent LSLR_3	2023-10-30	Lead	Lead	PEX	Copper	2023-10-30	2023-11-15		Emergency	
5559	RALEIGH ST								Ops	Urgent LSLR_3	2023-10-22	Lead	Lead	PEX	Copper	2023-10-22	2023-11-01		Emergency	
1446	REUBEN ST								SDWMR_2022_C	SDWMR_2022_C	2023-08-30	Lead	Lead	PEX	Copper	2023-12-15	2023-11-09			
2126	LOWRIE ST								D10_01	D10_01	2023-10-02	Lead	Lead	PEX	Copper	2023-10-04	2023-10-04			
41	ROSTOCK ST								Ops	Urgent LSLR_3	2023-10-07	Lead	Lead	PEX	Copper	2023-10-07	2023-10-16		Emergency	
7106	CAMPANIA ST								E02_09	E02_09	2023-10-12	Lead	Lead	PEX	Copper	2023-10-16	2023-10-16			
1396	HODGKISS ST								Ops	Urgent LSLR_3	2023-12-18	Lead	Lead	PEX	Copper	2023-12-18	2023-12-20		Emergency	
2460 1/2	N CHARLES ST								E03_06	E03_06	2023-12-18	Lead	Copper	PEX	Not Replaced	2023-12-19				
164	AMABELL ST								Ops		2023-10-11	Lead	Copper	PEX	Not Replaced	2023-10-11			Emergency	
1533	OAKDENE ST								E02_09	E02_09	2023-12-06	Lead	Copper	PEX	Not Replaced	2023-12-07				
1102	GALVESTON AVE								Ops		2023-12-26	Lead	Copper	PEX	Not Replaced	2023-12-26			Emergency	
2462	N CHARLES ST								E03_06	E03_06	2023-12-18	Lead	Copper	PEX	Not Replaced	2023-12-19				
1625	WESTMORELAND ST								E02_09	E02_09	2023-11-07	Lead	Copper	PEX	Not Replaced	2023-11-13				
1708	LINCOLN AVE								E02_09	E02_09	2023-10-19	Copper	Lead	Not Replaced	Copper		2023-10-25			
305 A	W ELIZABETH ST								Ops	Urgent LSLR_3	2023-09-24	Copper	Lead	Not Replaced	Copper		2023-10-25		Emergency	
318	KIRKPATRICK ST								Ops	Urgent LSLR_3	2023-09-14	Copper	Lead	Not Replaced	Copper		2023-10-10		Emergency	

Appendix I - FR_III.1

FR III.1

Pittsburgh Water & Sewer Authority Operating Expenses by Account																								
FR-III.1																								
Direct Operating Expenses	HTY																							
	12 Months Ended 12/31/2015	12 Months Ended 12/31/2016	12 Months Ended 12/31/2017	12 Months Ended 12/31/2018	3 Months Ended 3/31/2019	6 Months Ended 6/30/2019	9 Months Ended 9/30/2019	12 Months Ended 12/31/2019	3 Months Ended 3/31/2020	6 Months Ended 6/30/2020	9 Months Ended 9/30/2020	12 Months Ended 12/31/2020	3 Months Ended 3/31/2021	6 Months Ended 6/30/2021	9 Months Ended 9/30/2021	12 Months Ended 12/31/2021	3 Months Ended 3/31/2022	6 Months Ended 6/30/2022	9 Months Ended 9/30/2022	12 Months Ended 12/31/2022	3 Months Ended 3/31/2023	6 Months Ended 6/30/2023	9 Months Ended 9/30/2023	12 Months Ended 12/31/2023
Wages & Salaries																								
4001 Salary/Wages	\$ 11,035,889	\$ 11,352,097	\$ 11,942,744	\$ 14,013,848	4,065,188	8,014,211	12,655,908	17,415,267	4,291,058	8,332,447	13,504,460	18,617,022	4,560,317	10,142,527	14,923,905	20,717,547	4,983,908	11,367,357.76	16,599,048.21	22,881,649.26	5,615,781.25	12,581,991.59	18,301,455.69	25,131,045.50
4005 OT Premium Pay	1,210,877	1,261,335	1,504,742	1,814,309	620,791	1,028,447	1,502,591	2,001,622	400,446	675,516	1,132,774	1,571,406	408,558	759,237	1,132,745	1,594,793	500,439	873,999.70	1,278,466.60	1,846,867.87	477,713.40	957,817.12	1,377,817.59	1,885,415.38
4010 Shift Differential	6,170	7,311	5,988	6,887	1,824	3,131	4,998	6,905	1,603	3,054	5,123	7,028	28,174	56,589	81,186	112,650	31,520	61,894.70	90,420.88	127,550.53	31,482.56	67,466.78	97,405.14	135,212.56
4015 Semi Skill	6,223	5,739	6,907	7,129	1,154	2,734	2,090	6,525	700	1,343	2,090	2,741	873	1,843	-	-	-	-	-	-	-	-	-	-
4020 Pay Adjustments	-	-	-	-	-	-	-	-	-	-	-	-	-	-	-	-	-	-	-	-	-	-	-	-
4025 Bonus	-	3,500	-	5,500	-	-	-	-	-	-	-	-	-	-	-	20,500	-	69,213	69,212.50	69,212.50	242,062.50	33,656.69	85,256.02	262,556.02
4030 Holiday Pay	531,144	537,915	579,017	631,308	261,264	407,001	601,514	827,894	273,543	443,277	612,394	915,618	292,619	470,917	655,822	1,005,600	379,112	587,649.15	889,283.03	1,296,285.94	428,271.37	648,896.37	983,117.87	1,443,374.39
4035 Vacation Pay	984,336	974,011	952,563	1,065,930	267,309	477,779	895,687	1,207,626	293,011	429,237	857,520	1,279,163	304,280	619,150	1,081,837	1,580,964	376,476	731,216.12	1,209,014.00	1,676,066.45	402,329.53	805,096.53	1,307,780.53	1,842,314.85
4040 Other	-	262	16,230	29,800	200	100	100	-	-	-	-	-	-	-	-	-	-	1,787	1,787.29	1,787.29	-	-	-	-
4045 Sick Pay	133,341	106,802	9,602	16,316	2,866	6,441	8,504	10,748	3,892	12,517	25,749	27,431	48,386	52,139	54,250	55,215	2,324	6,182.43	8,647.83	35,234.85	4,664.94	6,675.09	7,422.75	8,750.67
4050 Personal Time Pay	444,143	455,301	450,532	558,981	170,848	329,357	465,704	618,417	198,557	325,151	471,014	630,179	168,927	469,941	653,250	856,786	249,144	568,568.04	766,504.03	988,078.29	265,115.72	604,380.32	794,874.06	1,353,912.98
4055 Comp Time Taken	177,275	95,045	14,634	-	-	-	-	-	-	-	-	-	-	-	-	-	-	-	-	-	-	-	-	-
4060 Comp Time Earned	-	-	-	-	-	-	-	-	-	-	-	-	-	-	-	-	-	-	-	-	-	-	-	-
4065 Jury Duty	2,029	1,215	2,051	2,725	-	2,254	5,381	6,563	819	819	819	819	-	616	855	1,479	2,564	3,009.92	3,558.52	5,022.11	874.99	1,636.75	1,636.75	2,081.86
4070 Military Leave	1,092	2,982	-	-	-	2,308	2,885	2,885	594	594	594	792	-	-	4,904	4,904	-	-	-	-	3,527.28	9,086.72	11,934.23	12,968.15
4075 Supper Pay	17,722	17,060	20,783	33,051	9,958	16,156	24,904	32,728	5,878	9,185	15,590	20,104	5,438	9,649	14,940	24,285	8,755	14,465.00	21,680.00	31,900.00	6,561.00	14,106.00	20,091.00	25,941.00
4080 Bereavement	22,974	14,515	17,987	27,723	10,423	15,336	24,663	35,046	3,902	14,440	24,901	10,471	18,713	27,777	39,833	-	-	-	-	-	10,648.61	24,009.87	33,321.39	43,948.57
4081 Paid Parental Leave	-	-	-	-	-	-	6,204	16,600	4,110	4,776	15,180	17,939	-	-	-	-	-	6,061	7,591.68	26,392.56	53,634.48	4,885.84	45,151.28	57,608.48
4082 Safe Leave	-	-	-	-	-	-	-	-	-	-	-	-	-	-	-	-	-	-	-	-	1,387.62	1,387.62	2,623.46	2,623.46
4085 Special	52,131	51,540	52,369	60,207	19,048	33,748	52,973	72,484	17,338	32,955	54,666	76,630	-	-	-	-	500	9,000.00	18,000.00	27,000.00	9,000.00	18,000.00	26,500.00	35,500.00
4090 Admin Leave	271,864	-	7,838	2,060	-	445	955,265	445	4,071	820,982	875,449	77,475	148,461	150,220	183,281	119,092	148,671.54	193,211.96	210,455.80	17,064.00	19,089.60	19,089.60	19,089.60	19,089.60
4095 Severance	102,382	669,892	487,524	152,174	-	-	-	-	-	-	-	3,600	-	117,468	117,468	117,468	-	-	-	-	-	-	-	-
Total Wages & Salaries	\$ 14,999,594	\$ 15,556,521	\$ 16,071,511	\$ 18,427,947	\$ 5,430,873	\$ 10,339,002	\$ 16,257,525	\$ 22,261,855	\$ 5,499,521	\$ 11,101,213	\$ 17,587,864	\$ 24,150,639	\$ 5,905,518	\$ 12,867,248	\$ 18,921,501	\$ 26,317,148	\$ 6,739,709	\$ 14,465,776	\$ 21,203,104	\$ 29,461,084	\$ 7,312,965	\$ 15,893,480	\$ 23,152,034	\$ 32,338,240
Employee Benefits																								
4110 Fed Ins Contr Act Tx	925,936	945,396	990,699	1,125,583	331,689	630,113	983,008	1,343,682	334,294	673,484	1,073,143	1,453,301	362,409	783,105	1,146,625	1,587,241	410,070	880,902.75	1,284,619.84	1,769,655.55	444,398.12	965,183.98	1,400,421.92	1,935,261.50
4115 Medicare	227,829	224,732	232,506	265,323	77,572	147,525	232,096	319,884	78,182	157,966	252,250	346,428	84,757	183,736	269,798	378,015	95,903	206,017.62	301,778.36	422,495.36	103,931.91	226,137.74	329,212.44	462,851.34
4120 Fed Unemploy Tax	-	-	4	-	(1)	(1)	(1)	(1)	-	-	-	-	-	-	-	-	-	-	-	-	-	-	-	-
4125 State Unemploy Tax	24,886	65,430	34,478	34,478	742	1,079	1,591	8,846	7,410	10,670	15,110	21,715	25,415	8,803	8,802.69	8,802.69	8,802.69	27,684.54	14,236.88	23,131.08	33,217.83	33,217.83	33,217.83	
4130 Workers Comp Insur	199,241	349,755	561,969	(3,305)	266,402	266,402	305,362	305,362	-	-	-	-	-	-	-	-	-	-	-	-	-	-	-	-
4135 Med Health Ins	2,969,278	2,928,766	3,089,588	3,527,693	889,097	1,836,285	2,831,622	3,962,528	1,028,751	2,067,001	3,117,188	4,210,424	1,058,323	2,166,232	3,323,076	4,545,633	1,193,576	2,405,325.14	3,621,305.56	4,862,522.32	1,352,910.10	2,695,834.48	4,038,166.27	5,422,381.66
4140 Med Hlth Ins Waiver	16,642	28,906	22,183	57,239	17,213	36,478	57,585	83,892	15,654	36,786	54,629	72,359	16,847	31,692	45,488	59,104	13,112	26,833.02	41,782.88	58,124.42	15,808.22	31,204.01	46,633.16	63,353.90
4145 Short Term Disability	170,670	171,661	161,659	154,581	41,354	84,374	129,440	177,013	48,662	97,028	153,812	226,692	69,223	138,960	217,027	346,435	84,467	168,784.07	253,556.94	341,290.95	89,668.67	181,712.91	278,045.75	376,306.47
4150 Long Term Disability	35,372	33,200	31,318	349,248	7,799	14,909	21,910	28,738	6,593	12,977	19,849	27,775	5,070	10,653	16,112	27,039	5,533	10,938.69	16,300.91	21,846.71	5,619.75	15,692.06	26,889.54	38,622.78
4155 Life Ins <50k	28,767	28,008	25,687	27,504	7,441	15,638	24,513	33,419	9,909	18,441	28,483	38,413	9,906	20,016	30,538	43,615	11,087	22,497.58	34,128.06	45,852.14	12,119.30	24,220.58	36,463.51	49,041.54
4160 Accident/Death/Dismember	3,020	3,175	3,274	3,742	1,008	2,117	3,318	4,519	1,207	2,493	3,848	5,171	1,321	2,669	4,072	5,815	1,478	2,999.70	4,550.45	6,113.68	3,229.42	4,861.83	6,538.90	
4165 Dental Ins	139,668	133,593	132,857	135,371	35,058	70,665	108,675	146,934	38,004	77,796	111,246	151,738	41,749	83,498	125,506	173,099	5,815	89,103.63	134,486.71	180,775.10	44,465.16	88,858.99	133,399.44	178,549.53
4170 Vision Insur	9,707	8,853	9,512	10,141	2,876	5,887	9,250	12,688	3,400	7,116	11,190	15,287	5,257	10,577	16,054	21,559	6,069	12,164.13	18,436.08	24,791.46	6,404.17	12,856.54	19,376.39	26,050.27
4174 Cust Serv Week	-	457	550	-	-	-	-	1,195	-	-	-	-	-	-	-	-	-	95,525.38	-	-	-	-	-	-
4175 Uniforms	197,422	174,773	164,540	167,162	54,373	104,945	151,865	209,599	39,934	74,001	102,655	155,684	32,913	66,576	124,154	160,760	33,566	68,638.99	34,624.71	151,226.52	(1,595.03)	(1,595.03)	(1,595.03)	(1,595.03)
4180 Tuition Reimburse	28,750	22,330	35,873	68,156	35,023	55,553	71,230	104,366	5,305	44,621	53,636	71,861	28,637	57,636	93,468	171,861	4,853	29,663.73	231,066.91	37,288.71	5,913.81	22,959.61	54,876.75	
4185 Retirement Benefit	-	-	-	-	-	-	1,962	10,688	12,944	31,306	60,946	95,076	31											

Pittsburgh Water & Sewer Authority
Operating Expenses by Account

FR-III.1

Direct Operating Expenses	HTY																								
	12 Months Ended 12/31/2015	12 Months Ended 12/31/2016	12 Months Ended 12/31/2017	12 Months Ended 12/31/2018	3 Months Ended 3/31/2019	6 Months Ended 6/30/2019	9 Months Ended 9/30/2019	12 Months Ended 12/31/2019	3 Months Ended 3/31/2020	6 Months Ended 6/30/2020	9 Months Ended 9/30/2020	12 Months Ended 12/31/2020	3 Months Ended 3/31/2021	6 Months Ended 6/30/2021	9 Months Ended 9/30/2021	12 Months Ended 12/31/2021	3 Months Ended 3/31/2022	6 Months Ended 6/30/2022	9 Months Ended 9/30/2022	12 Months Ended 12/31/2022	3 Months Ended 3/31/2023	6 Months Ended 6/30/2023	9 Months Ended 9/30/2023	12 Months Ended 12/31/2023	
Materials																									
5205 Asphalt Cold Patch	-	10,688	22,994	94,307	28,602	48,442	79,176	88,631	29,736	40,935	62,640	85,097	17,347	34,248	47,216	66,238	26,067	45,215.08	63,772.10	90,661.89	19,640.09	42,949.01	73,166.37	102,741.89	
5210 Asphalt Cold-City	58,190	64,208	45,669	-	-	-	-	-	-	-	-	-	-	-	-	-	-	-	-	-	-	-	-	-	
5215 Asphalt Hot-City	-	-	-	-	-	-	-	-	-	-	-	-	-	-	-	-	-	-	-	-	-	-	-	-	
5220 Asphalt Hotmix	-	-	-	-	-	-	-	-	-	-	-	-	-	-	-	-	-	-	-	-	-	-	-	-	
5225 Asphalt Patch Bit Sealer	-	4,076	-	-	-	-	-	-	-	-	-	-	-	-	-	-	-	2,230.85	11,465.80	16,333.04	1,605.49	7,293.85	9,097.46		
5227 Brick	1,740	-	320	240	-	543	543	543	-	-	402	402	-	713	869	1,331	-	-	-	-	-	-	-	-	
5230 Cement Bagged	3,611	4,580	5,217	1,747	60	182	310	1,243	121	268	496	811	1,946	2,792	2,967	3,467	364	730.63	4,119.78	4,500.56	1,194.16	2,039.06	2,795.36	4,140.84	
5235 Gravel	12,863	17,255	8,933	1,325	-	-	-	-	-	-	-	-	-	-	-	-	-	-	-	-	-	-	-	-	
5240 Iron Steel Brass	4,560	3,909	7,945	2,002	-	5,097	7,047	7,047	-	-	205	205	-	-	-	-	-	-	-	-	-	-	-	(4,014.00)	
5245 Lumber	18,231	12,908	20,206	13,177	9,547	10,701	16,090	21,886	6,201	11,284	16,118	26,047	9,461	15,758	29,463	37,554	12,638	18,192.04	32,308.41	38,008.15	14,280.80	16,343.86	27,548.96	33,037.42	
5250 Sand	71,012	26,221	47,087	13,072	2,811	4,981	2,658	7,572	1,377	2,760	2,658	9,971	1,377	2,760	3,450	4,786	-	-	-	-	-	-	-	-	-
5255 Aggregate Material	204,312	281,399	304,607	364,671	100,568	177,621	264,642	383,089	102,916	154,136	246,055	338,716	111,790	190,861	281,720	372,554	129,979	268,432.11	377,267.44	519,496.64	157,891.33	271,209.57	393,797.20	524,167.62	
5260 Stone	-	-	-	-	-	10,222	-	8,142	-	-	-	-	-	-	-	-	-	-	-	-	-	-	-	-	-
5265 Top Soil	4,700	4,150	1,800	5,296	500	1,500	3,000	3,450	-	971	1,421	1,871	681	1,877	3,073	4,069	296	2,046.00	4,147.00	4,147.00	1,533.46	3,498.96	6,711.51	8,829.01	
Materials	\$ 379,218	\$ 429,394	\$ 464,778	\$ 495,837	\$ 142,089	\$ 249,066	\$ 388,601	\$ 524,002	\$ 138,973	\$ 208,912	\$ 329,995	\$ 455,807	\$ 142,602	\$ 249,008	\$ 368,758	\$ 489,999	\$ 169,344	\$ 336,847	\$ 493,081	\$ 673,147	\$ 194,540	\$ 337,646	\$ 511,313	\$ 678,000	
Operating Contracts																									
5305 Sewer Line Contract	2,420,966	1,079,623	2,879,646	3,127,669	1,456,827	3,010,543	4,060,022	6,631,750	768,427	2,456,919	4,684,427	8,056,519	3,617,097	6,679,691	7,093,880	13,197,606	1,197,732	3,858,749.99	5,388,095.43	7,955,491.80	903,768.87	2,623,573.33	3,905,825.26	5,867,527.46	
5310 Boiler Compressor Elevtr	3,602	544	9,504	53,336	18,653	17,963	-	-	-	-	-	-	-	119	832	1,789	-	-	-	-	-	-	-	-	-
5315 CB Cleaning	1,021,519	858,332	917,968	707,837	190,665	367,854	567,860	732,709	172,345	318,548	520,507	752,218	83,034	300,670	563,807	766,916	111,046	158,429.00	306,197.00	342,948.00	-	162,790.00	323,180.00	555,977.50	
5316 CB Repairs	-	-	-	-	-	48,514	-	-	-	-	-	-	-	-	-	-	-	-	-	-	-	-	-	-	-
5328 Curb Box Repair	-	-	-	-	-	-	-	-	-	-	-	-	-	-	-	-	-	-	-	-	-	-	-	-	-
5330 Debris Removal	121,524	159,250	159,486	198,360	74,916	129,653	214,235	271,258	87,434	136,458	217,852	302,860	68,904	119,196	190,740	253,044	59,532	118,599.00	121,029.00	223,224.00	71,145.00	134,345.00	218,655.00	284,865.00	
5335 Flow Monitoring	-	-	-	-	-	-	-	-	-	-	-	-	-	-	-	-	-	-	-	-	-	-	-	-	-
5340 Dumpster	23,403	16,503	26,168	32,518	12,387	17,656	30,105	37,574	12,128	13,153	34,141	46,827	14,889	32,639	45,169	54,765	7,435	13,378.99	26,272.58	1,867.00	60,360.80	181,371.90	494,284.50	750,651.90	
5341 Vactor Debris Remove Cont	38,863	55,132	55,796	61,556	19,771	19,771	67,922	111,326	-	4,541	106,739	154,930	-	46,049	-	216,304	-	-	-	7,277.07	14,389.40	23,669.20	32,669.61	201,494.84	
5342 Water Line Contract	1,403,171	2,533,443	2,186,565	3,864,918	532,674	1,519,261	3,495,652	5,777,901	861,230	1,988,841	3,244,768	5,365,542	632,850	1,646,098	2,032,662	4,175,951	532,396	2,973,959.74	3,785,700.63	4,963,764.43	345,913.05	1,188,036.66	2,355,488.03	4,491,287.35	
5343 Manhole & Point Repair Contract	-	-	-	-	-	-	-	-	-	-	-	-	-	-	-	-	-	-	-	-	-	-	-	-	-
5344 Pump & Motor Contract	-	-	-	-	-	-	-	-	-	-	-	-	-	-	-	-	-	-	-	-	-	-	-	-	-
5345 Miscellaneous Inspection	456,267	-	(268,857)	1,313,960	295,681	469,811	576,987	1,117,628	(39,332)	(43,335)	(38,150)	(34,374)	-	643	1,081	-	-	18,750.00	68,637.75	3,175.00	6,496.88	12,995.88	12,995.88	12,995.88	
5347 Engineering Inspection	709,184	1,050,150	1,088,490	793,856	153,851	381,802	518,019	698,229	236,605	544,518	799,878	1,424,101	393,956	826,156	1,758,088	2,706,352	643,081	1,425,471.83	1,972,835.50	2,806,285.59	266,880.95	759,882.46	1,440,255.66	2,239,888.47	
5348 Line Televising	-	-	-	-	-	-	-	-	-	-	-	-	-	-	-	-	-	-	-	-	-	-	-	-	-
5350 Key & Lock Services	11	-	524	1,363	-	-	-	11	-	1,230	1,230	39	39	39	130	143	-	128.00	435.40	423.90	1,972.69	2,328.47	2,618.46	-	
5355 Landscape & Grounds	62,192	69,883	86,046	87,840	52,970	86,588	90,869	90,869	29,300	71,075	112,635	118,865	122,015	133,215	231,470	334,444	524	41,154.22	147,705.61	247,377.63	4,308.86	12,612.69	153,209.45	373,327.29	
5360 Flagging	-	-	-	-	-	-	-	-	-	-	-	-	-	-	-	-	-	-	-	-	-	-	-	-	-
5370 Miscellaneous Operating Contracts	1,085,437	2,445,907	2,250,760	1,996,527	502,686	759,047	1,210,706	1,816,157	1,057,893	2,339,929	3,600,057	5,296,671	1,419,389	2,051,911	3,888,498	5,937,187	1,001,847	2,420,566.10	3,384,788.00	5,254,791.63	139,951.47	161,241.13	346,260.13	512,956.63	
5375 Security Guards	-	4,511	-	-	-	-	-	-	-	-	-	-	-	-	-	-	-	-	-	-	-	-	-	-	-
5380 Line Locating	(72,174)	(114,327)	-	-	-	-	-	-	-	-	-	-	-	-	-	-	-	-	-	-	-	-	-	-	-
5383 Sewage Treatment	-	-	-	-	-	-	-	-	-	-	-	-	-	-	-	-	-	-	-	-	-	-	-	-	-
5385 Temporary Help	259,965	2,251,713	1,445,888	254,245	-	206	206	206	-	-	-	-	8,618	32,327	51,598	68,100	15,342	21,269.93	22,461.93	31,200.78	14,496.81	37,380.48	37,380.48	39,207.98	
5390 Welding	4,418	139	-	-	360	360	360	360	-	-	15,500	15,500	-	-	-	-	-	-	-	-	-	-	-	-	-
5395 Water Relay.DISC	-	-	2,800	-	-	-	-	-	-	-	-	-	-	-	-	-	-	-	-	-	-	-	-	-	-
5396 Sewer Relay.DISC	-	-	-	-	-	-	-	-	-	-	-	-	-	-	-	-	-	-	-	-	-	-	-	-	-
Operating Contracts	\$ 7,538,348	\$ 10,410,802	\$ 10,840,784	\$ 12,493,984	\$ 3,311,440	\$ 6,795,205	\$ 10,895,140	\$ 17,352,454	\$ 3,186,030	\$ 7,830,647	\$ 13,299,586	\$ 21,500,889	\$ 6,360,790	\$ 11,822,704	\$ 15,904,004	\$ 27,712,601	\$ 3,568,937	\$ 11,031,579	\$ 15,173,964	\$ 22,124,203	\$ 2,258,212	\$ 6,418,454	\$ 11,360,455	\$ 19,059,205	
Repairs & Maintenance																									
5402 Annual Software Support	356,830	433,366	931,829	678,146	137,199	190,876	423,272	916,955	114,782	525,582	858,762	1,424,283	256,913	589,347	1,087,419	1,657,369	823,885	1,208,916.03	1,490,196.13	2,626,516.70	1,084,583.45	1,848,636.29	2,067,780.60	3,103,605.79	
5405 Building & Property Repairs	146,415	121,635	390,277	224,243	102,135	151,844	174,739	188,512	31,746	61,037	84,250	173,305	60,230	124,417	269,945	370,605	45,969	212,789.32	501,344.07	52,941.83	52,941.83	71,025.67	107,358.46	-	
5408 Computer Hardware Maintenance	44,925	173,115	19,505	30,592	-	-	17,862	-	-	3,966	36,966	43,050	32,002	42,590	76,530	122,291	7,793	31,259.60	73,012.42	49,970.63	53,088.63	83,579.72	103,063.47	110,947.40	

Pittsburgh Water & Sewer Authority
Operating Expenses by Account

FR-III.1

Direct Operating Expenses	HTY																							
	12 Months Ended 12/31/2015	12 Months Ended 12/31/2016	12 Months Ended 12/31/2017	12 Months Ended 12/31/2018	3 Months Ended 3/31/2019	6 Months Ended 6/30/2019	9 Months Ended 9/30/2019	12 Months Ended 12/31/2019	3 Months Ended 3/31/2020	6 Months Ended 6/30/2020	9 Months Ended 9/30/2020	12 Months Ended 12/31/2020	3 Months Ended 3/31/2021	6 Months Ended 6/30/2021	9 Months Ended 9/30/2021	12 Months Ended 12/31/2021	3 Months Ended 3/31/2022	6 Months Ended 6/30/2022	9 Months Ended 9/30/2022	12 Months Ended 12/31/2022	3 Months Ended 3/31/2023	6 Months Ended 6/30/2023	9 Months Ended 9/30/2023	12 Months Ended 12/31/2023
Inventory - Equipment																								
6200 Inventory-Equip	-	-	-	2	-	-	-	2	-	-	-	-	-	-	-	-	-	-	7,488	45,451	19,520	50,583	121,292	149,675
6220 Fire Extinguishers	542	-	-	-	-	-	-	-	-	-	-	-	-	-	-	-	-	-	-	-	-	-	-	-
6245 Materials.Handling	22,010	40	-	-	-	-	-	-	-	1,155	1,155	2,475	3,960	3,960	3,960	3,960	-	-	-	-	-	-	-	-
6260 Safety Equipment	24,628	33,800	40,994	71,687	12,212	34,741	73,267	122,056	11,579	34,974	44,659	62,634	21,173	38,946	41,389	71,621	17,949	22,519.00	32,880.06	32,880.06	-	-	-	-
6280 Vacuum Chlorinators	-	-	-	-	-	-	-	-	-	-	-	-	-	-	-	-	-	-	-	-	-	-	-	-
Inventory - Equipment	\$ 47,180	\$ 33,840	\$ 40,994	\$ 71,689	\$ 12,212	\$ 34,741	\$ 73,267	\$ 122,057	\$ 11,579	\$ 36,129	\$ 45,814	\$ 65,109	(25,133)	(42,906)	(45,349)	(75,581)	(17,949)	(22,519)	(40,368)	78,331	19,520	50,583	121,292	149,675
Inventory - Hardware																								
6300 Inventory-Hardware	39,753	31,345	15,449	15,054	2,262	6,058	12,798	26,108	2,389	5,200	7,579	11,554	1,682	6,518	9,144	15,636	4,319	6,277.09	229,462.23	455,618.04	285,593.52	509,848.73	947,815.52	1,305,289.71
6315 Fittings	296,117	172,216	203,114	286,547	72,322	265,674	407,209	511,380	28,462	50,341	84,038	135,925	42,201	69,249	122,822	200,645	45,762	86,037.26	124,035.48	124,035.48	-	-	-	-
6320 Hardware Other	17,398	307	1,793	-	-	-	-	-	-	-	-	-	-	-	-	-	-	-	-	-	-	-	-	-
6325 Hose.Fitting	3,300	14,056	17,854	18,308	2,355	6,138	14,237	20,070	2,238	4,257	6,476	8,331	3,340	4,237	5,994	12,035	5,871	6,310.61	7,649.89	7,649.89	-	-	-	-
6330 Keys & Locks	-	-	-	-	-	-	-	-	-	-	-	-	-	-	-	-	-	-	-	-	-	-	-	-
6335 Lights	983	1,363	1,587	33,848	584	1,945	7,025	9,278	481	794	2,632	4,180	847	3,167	3,452	9,895	815	1,001.54	7,595.51	7,595.51	-	-	-	-
6340 Machinery Misc	-	-	490	-	-	-	-	-	3,180	8,950	10,015	13,514	8,475	8,475	10,015	13,514	-	(4,771.02)	13,755.80	13,755.80	-	-	-	-
6345 Meters	244,179	1,578	300,155	516,097	4,769	37,727	39,619	39,919	2,292	4,390	6,061	10,825	7,347	7,729	8,323	10,683	254	5,659.40	8,808.06	8,808.06	-	-	-	-
6350 Plumbing Inv Exp	18,897	39,288	97,393	45,848	5,008	52,520	90,289	95,194	1,836	5,725	9,090	10,945	3,852	6,795	15,139	22,634	3,570	3,895.23	6,013.12	6,013.12	-	-	-	-
6355 Power Tool Inv Exp	1,927	3,431	1,722	1,320	-	-	-	-	1,934	5,569	5,569	9,265	1,610	5,752	6,531	13,646	1,494	2,909.64	71,303.10	71,303.10	-	-	-	-
6360 Tools Inv Exp	63,247	57,914	75,078	108,192	19,792	80,903	124,855	185,629	27,972	90,493	125,316	43,471	73,089	97,929	148,504	29,218	44,714.31	-	-	-	-	-	-	-
6365 Hand Tools Inv Exp	-	-	3,461	-	-	-	-	-	-	-	-	-	-	-	-	-	-	-	-	-	-	-	-	-
Inventory - Hardware	\$ 685,803	\$ 321,497	\$ 718,096	\$ 1,025,215	\$ 107,092	\$ 450,964	\$ 696,033	\$ 887,578	\$ 70,784	\$ 137,303	\$ 220,888	\$ 326,356	\$ 112,826	\$ 185,010	\$ 277,810	\$ 447,193	\$ 91,303	\$ 152,034	\$ 470,297	\$ 696,453	\$ 285,594	\$ 509,849	\$ 947,816	\$ 1,305,290
Inventory - Heavy Equipment																								
6420 Backhoe	1,796	1,242	1,393	1,217	(627)	218	585	3,861	-	-	-	556	-	789	789	789	-	-	-	-	-	-	-	-
Inventory - Heavy Equipment	\$ 1,796	\$ 1,242	\$ 1,393	\$ 1,217	\$ (627)	\$ 218	\$ 585	\$ 3,861	\$ -	\$ -	\$ -	\$ 556	\$ -	\$ 789	\$ 789	\$ 789	\$ -	\$ -	\$ -	\$ -	\$ -	\$ -	\$ -	\$ -
Inventory - Miscellaneous																								
6500 Inventory-Misc	41,546	35,584	48,866	43,346	1,523	7,972	28,568	29,421	4,756	11,603	15,033	18,516	6,427	18,230	57,842	121,075	3,633	11,755.70	14,746.08	25,902.39	13,319.01	30,088.63	72,807.02	93,902.80
6506 Batteries	-	-	-	-	-	-	59	210	-	64	64	596	-	-	-	216	247	488.40	545.28	545.28	-	-	-	-
6515 Cleaning	50,397	39,659	42,649	45,162	6,992	34,830	41,905	59,968	1,088	4,905	7,314	14,283	1,241	3,723	4,061	6,319	2,238	4,268.71	5,306.81	5,306.81	-	-	-	-
6518 Concrete Accessories	-	-	80	-	-	-	-	-	-	-	-	-	-	-	-	-	-	-	-	-	-	-	-	-
6520 Copier Paper	366	-	-	-	-	-	-	-	-	-	-	-	-	-	-	-	-	-	-	-	-	-	-	-
6525 Filters	-	-	1,308	-	-	-	-	193	-	-	-	-	-	-	-	-	-	-	-	-	-	-	-	-
6526 Filters HVAC	-	-	939	-	-	-	-	-	-	-	-	-	-	-	-	-	-	-	-	-	-	-	-	-
6530 FirstAid	1,296	1,960	26	(1,101)	77	7,931	8,185	14,526	-	140	161	1,883	16	470	470	470	501	500.88	500.88	500.88	-	-	-	-
6540 Lamps	-	-	2,477	118	-	-	-	-	-	-	-	-	-	-	-	-	-	-	-	-	-	-	-	-
6544 Lubricating Oil	12,878	13,110	8,169	4,371	3,385	7,249	12,900	20,102	1,721	2,674	3,418	10,676	424	5,270	5,378	8,901	534	912.27	1,365.12	1,365.12	-	-	-	-
6548 Paint Oils Putty Glass	6,620	3,942	7,466	7,455	2,188	5,931	8,505	11,533	993	2,820	3,426	4,818	259	3,237	5,382	8,431	623	742.36	1,625.12	1,625.12	-	-	-	-
6552 Paper Products	-	-	-	-	-	-	-	-	-	-	-	-	-	-	-	-	-	-	-	-	-	-	-	-
6555 Pump Oil	120	-	-	-	-	-	-	-	-	-	-	-	-	-	-	-	-	-	-	-	-	-	-	-
6565 Sewer Mats.Supplies	3,381	3,187	249	3,208	(72)	1,025	1,572	1,594	-	143	-	-	-	-	-	-	-	-	-	-	-	-	-	-
6570 Testing Dyes	-	-	-	-	-	-	-	2,023	421	893	3,122	5,364	810	810	810	810	1,741	1,740.80	3,645.44	3,645.44	-	-	-	-
6580 Vehicle Oil	5,116	-	-	-	-	-	-	681	681	681	1,588	-	-	1,021	1,942	1,942	-	-	-	-	-	-	-	-
6585 Welding Supplies-Inventory	336	98	15,339	(117)	107	113	507	562	-	9	-	-	-	1	1	1	-	-	-	-	-	-	-	-
Inventory - Miscellaneous	\$ 122,055	\$ 97,540	\$ 127,568	\$ 102,443	\$ 14,200	\$ 65,051	\$ 102,201	\$ 140,133	\$ 8,979	\$ 23,778	\$ 33,227	\$ 57,866	\$ 13,404	\$ 40,056	\$ 83,181	\$ 155,459	\$ 9,515	\$ 20,409	\$ 27,735	\$ 38,891	\$ 13,319	\$ 30,089	\$ 72,807	\$ 93,903
Inventory - Parts																								
6645 Parts Other	192,023	165,630	160,899	152,786	13,005	56,666	96,460	136,633	9,701	16,009	26,888	36,631	16,772	69,123	79,031	111,017	5,350	11,108.62	29,385.74	35,251.92	6,667.36	21,091.49	23,910.82	37,256.10
6680 Yard	-	-	-	-	-	-	950	33,567	18,038	69,478	112,291	136,439	36,735	102,070	122,181	258,300	40,813	82,705.86	105,087.33	105,087.33	-	-	-	-
Inventory - Parts	\$ 192,023	\$ 165,630	\$ 160,899	\$ 152,786	\$ 13,005	\$ 56,666	\$ 97,410	\$ 170,199	\$ 27,740	\$ 85,488	\$ 139,179	\$ 173,070	\$ 53,506	\$ 171,193	\$ 201,212	\$ 369,316	\$ 46,163	\$ 93,814	\$ 134,473	\$ 140,339	\$ 6,667	\$ 21,091	\$ 23,911	\$ 37,256
Inventory - Pipe																								
6705 Pipe	96,194	131	1,589	(6,767)	7	1,263	1,429	1,904	1,375	1,380	4,452	4,452	937	937	1,855	1,855	-	85,770	254,405	121,975	134,498	249,030	359,713	
6710 Pipe Ductile	13,496	55,806	56,321	26,524	5,080	60,604	103,069	237,227	109,348	217,130	389,176	523,557	167,946	237,509	322,829	532,629	237,387	375,574.14	440,996.43	440,996.43	-	-	-	-
6755 Pipe Plastic	1,177	-	-	-	-	-	-	21	72	2,609	2,796	2,909	54	1,856	1,994	2,047	2,543	3,803.69	6,184.74	6,184.74	-	-	-	-
6765 Pipe Service Line	-	-	-	-	-	4,236	5,573	8,175	3,774	5,070	8,611	10,934	1,150	3,996	7,764	14,081	3,025	5,472.70	7,900.90	7,900.90	-	-	-	-
Inventory - Pipe	\$ 110,866	\$ 55,938	\$ 57,910	\$ 19,758	\$ 6,860	\$ 66,103	\$ 110,071	\$ 247,327	\$ 114,570	\$ 226,188	\$ 405,035	\$ 541,853	\$ 170,087	\$ 244,297	\$ 334,442	\$ 550,611	\$ 242,955	\$ 384,851	\$ 540,853	\$ 709,487	\$ 121,975	\$ 134,498	\$ 249,030	\$ 359,713
Inventory - Valves																								
6805 Valves <12in	-	-	-	-	-	-	-	-	-	-	-	-	-	-	-	-	-	-	-	-	-	-	-	-
6810 Valves >16in	-	-	-	-	-	-	-	-	-	-	-	-	-	-	-	-	-	-	-	-	-	-	-	-
6820 Valves GA	-	-	-	-	-	-	-	-	-	-	-	-	-	-	-	-	-	-	-	-	-	-	-	-
6825 Valves Misc	161,925	91,230	148,286	81,812	(420)	128,469	215,086	258,003	24,051	46,611	57,819	96,029	30,028	50,887	74,852	135,740	67,424</							

Pittsburgh Water & Sewer Authority
Operating Expenses by Account

FR-III.1

Direct Operating Expenses	HTY																							
	12 Months Ended 12/31/2015	12 Months Ended 12/31/2016	12 Months Ended 12/31/2017	12 Months Ended 12/31/2018	3 Months Ended 3/31/2019	6 Months Ended 6/30/2019	9 Months Ended 9/30/2019	12 Months Ended 12/31/2019	3 Months Ended 3/31/2020	6 Months Ended 6/30/2020	9 Months Ended 9/30/2020	12 Months Ended 12/31/2020	3 Months Ended 3/31/2021	6 Months Ended 6/30/2021	9 Months Ended 9/30/2021	12 Months Ended 12/31/2021	3 Months Ended 3/31/2022	6 Months Ended 6/30/2022	9 Months Ended 9/30/2022	12 Months Ended 12/31/2022	3 Months Ended 3/31/2023	6 Months Ended 6/30/2023	9 Months Ended 9/30/2023	12 Months Ended 12/31/2023
Professional Services																								
7305 Advertising	8,709	21,137	29,088	28,962	12,136	27,768	37,389	45,975	5,134	6,051	9,900	13,754	4,445	13,997	15,679	18,618	3,029	10,590.56	11,664.06	14,266.76	15,421.55	8,837.74	12,810.49	14,399.74
7306 Annual Report	942	-	-	-	-	-	-	-	-	-	-	-	-	-	-	-	-	-	-	-	-	-	-	-
7307 Advertising - Marketing	115,910	148,516	18,465	29,427	4,684	5,068	5,068	5,068	-	-	-	-	-	-	-	-	-	-	-	-	-	-	-	-
7310 Annual Audit	87,390	48,670	59,170	64,308	42,000	49,683	49,683	49,683	46,000	48,613	48,613	48,613	37,500	50,198	50,198	50,198	37,500	53,632.37	53,632.37	53,632.37	42,500.00	56,723.32	56,723.32	56,723.32
7315 Billing Contract	291,961	511,118	486,391	832,775	119,341	218,794	362,682	470,173	118,429	237,814	315,517	408,853	73,941	148,020	197,511	253,616	77,967	167,089.16	236,339.96	303,632.73	75,272.53	130,292.15	198,757.21	265,537.16
7321 Collection Agency	13,741	24,895	44,313	-	-	-	-	-	-	-	-	-	-	-	-	-	-	-	-	-	-	-	-	-
7323 Consultants	3,122,437	1,109,115	1,087,403	1,161,923	150,431	255,110	299,885	502,507	374,937	802,018	1,500,965	2,298,014	549,474	1,110,999	1,516,424	1,966,571	826,800	2,557,245.00	4,113,715.10	6,105,715.51	703,443.44	1,810,734.70	2,959,933.51	5,402,344.33
7325 Consumer Confidence Rpt	4,549	1,481	1,707	-	-	-	2,171	2,171	-	-	1,476	1,476	-	-	-	-	-	-	-	-	-	-	-	-
7328 Contingencies	433,435	24,287	22,111	11,766	-	-	148,800	148,800	109,785	109,785	134,585	134,585	24,800	24,800	49,600	49,600	-	-	-	-	-	-	-	-
7330 Construction Management	-	-	238,347	147,182	-	15,472	15,472	26,831	10,366	10,366	10,366	69,487	-	-	-	124,419	-	3,282.81	11,126.32	52,858.82	185,656.05	557,218.20	989,089.39	1,809,926.09
7332 Consulting Engineers	-	-	7,314,114	3,583,069	292,303	891,047	1,660,154	5,264,191	1,228,844	2,137,812	2,828,884	3,565,869	480,595	900,696	1,473,239	2,451,037	535,477	1,102,604.00	1,556,886.49	2,291,326.00	2,476.66	16,722.62	85,747.91	284,718.61
7335 Non Capital Engineering Services	368,053	4,506,051	7,314,114	3,583,069	292,303	891,047	1,660,154	5,264,191	1,228,844	2,137,812	2,828,884	3,565,869	480,595	900,696	1,473,239	2,451,037	535,477	1,102,604.00	1,556,886.49	2,291,326.00	2,476.66	16,722.62	85,747.91	284,718.61
7345 Ins.Auto	59,763	145,925	169,393	29,307	73,057	73,057	73,057	74,044	46,639	46,639	46,639	46,639	46,639	46,639	46,639	46,639	46,639	68,166.00	68,166.00	68,166.00	75,399.00	75,672.00	78,485.00	78,485.00
7348 Ins.Commercial Prop	262,011	162,871	210,767	215,532	226,172	226,172	226,172	226,172	255,350	255,350	255,350	255,350	241,203	241,203	241,203	241,203	286,159	286,159.00	286,159.00	286,159.00	316,231.00	316,231.00	316,231.00	316,231.00
7353 Ins.Gen Liability	4,786	5,018	5,308	20,798	21,637	21,637	21,637	22,500	22,500	22,500	22,500	24,421	24,421	24,421	24,421	26,495	77,234.00	77,234.00	77,234.00	21,213.00	21,213.00	21,213.00	21,213.00	21,213.00
7359 Ins.Officers/Director	62,166	14,710	63,812	74,349	74,528	74,528	74,528	77,306	77,306	77,306	77,306	117,308	117,308	117,308	117,308	140,923	140,923.00	140,923.00	140,923.00	165,343.00	165,343.00	166,746.00	166,746.00	
7365 Ins.WorkersComp	-	-	-	-	-	-	-	444,043	444,043	444,043	444,043	480,217	425,469	425,469	425,469	425,469	447,152	447,152.00	447,152.00	447,152.00	338,447.00	338,447.00	338,447.00	338,447.00
7366 Ins.WorkersComp.City	42,420	40,025	18,120	33,352	7,697	17,959	25,656	33,352	7,697	17,959	25,656	33,352	8,400	8,400	14,346	28,219	7,928	11,814.82	11,814.82	19,488.34	5,115.68	8,952.44	12,789.20	16,625.96
7368 Insurance Cyber	45,022	54,300	44,508	66,656	12,417	24,763	38,972	53,334	618	618	1,070	1,568	-	-	-	-	-	-	-	70,912.00	70,912.00	70,912.00	70,912.00	70,912.00
7370 Legal Services	1,176,688	1,713,491	1,838,942	2,894,513	591,346	981,694	1,851,338	2,388,647	559,812	1,478,010	2,040,834	2,620,392	685,713	1,615,376	2,431,024	3,304,993	560,629	1,093,433.50	1,651,081.58	2,210,514.48	490,972.62	1,348,433.97	1,978,818.18	2,762,620.25
7371 Legal Self Ins	-	-	-	-	-	-	-	-	-	-	-	-	-	-	-	-	-	-	-	-	-	-	-	-
7373 Minority/Women Bus Enter	-	-	-	-	-	-	-	-	-	-	-	-	-	-	-	-	-	-	-	-	-	-	-	-
7375 Meter Services	715,747	754,539	910,908	879,344	303,497	465,245	739,190	864,422	301,572	517,235	680,981	788,812	359,680	521,428	683,175	844,923	287,411	449,158.52	556,990.16	772,653.44	268,916.80	430,664.26	592,411.72	754,159.18
7382 Payroll Services	55,825	59,103	54,044	72,899	16,690	33,522	54,024	70,633	21,745	73,148	93,030	125,460	32,725	69,462	95,977	123,422	38,969	73,489.78	104,502.36	135,757.90	35,772.58	75,180.54	110,517.72	160,939.73
7383 Miscellaneous Professional Services	1,421,634	1,609,538	1,427,969	5,307,167	633,128	1,957,919	4,300,614	6,083,922	760,474	2,043,525	4,240,404	6,143,089	1,192,093	2,589,637	4,631,914	5,844,559	895,009	1,565,097.07	2,161,005.39	5,024,765.38	604,560.35	972,543.27	2,660,601.85	3,417,876.73
7389 Trust Admin	126,077	106,312	76,940	71,235	27,690	28,485	30,411	36,490	30,411	36,490	53,285	77,385	12,290	12,290	29,085	3,890	4,685.00	20,185.00	20,185.00	3,890.00	12,685.00	27,685.00	59,810.00	81,810.00
7390 Water Liens	-	-	-	-	-	8,000	8,000	8,000	30,000	30,000	30,000	30,000	40,000	160,000	260,151	385,217	-	114.00	114.00	60,114.00	-	-	-	70,000.00
Total Professional Services	\$ 8,419,266	\$ 11,061,100	\$ 14,120,113	\$ 15,526,273	\$ 2,608,755	\$ 5,367,923	\$ 10,024,902	\$ 16,444,502	\$ 4,539,352	\$ 8,476,895	\$ 12,943,017	\$ 17,324,335	\$ 4,356,696	\$ 8,080,344	\$ 12,306,181	\$ 16,381,460	\$ 4,294,242	\$ 8,111,871	\$ 11,508,692	\$ 18,124,845	\$ 3,421,543	\$ 6,433,484	\$ 10,736,794	\$ 16,206,853
Supplies																								
7405 Computer Software Supplies	32,426	42,147	53,155	35,174	3,172	6,130	6,878	11,722	16,665	32,089	47,212	68,804	18,323	35,653	44,643	41,807	3,362	25,227.72	82,734.90	92,217.88	1,143.79	1,301.33	1,301.33	1,497.26
7422 Fuel-Gasses	1,665	2,079	3,457	4,845	38,190	51,444	105,303	153,209	36,498	57,266	351,684	32,960	33,431	65,234	207,784	15,929	236,767.77	396,945.31	530,662.98	114,935.04	178,542.65	311,652.22	416,242.76	
7423 Fuel Kerosene	-	-	-	-	-	-	261	1,121	628	628	644	644	644	644	644	504	503.58	503.58	503.58	-	-	-	-	-
7424 Fuel Propane	4,144	68,705	226,871	174,824	16,695	17,001	18,496	18,670	143	254	1,066	327	776	1,615	1,843	261	762.92	978.08	1,173.74	572.63	719.43	1,006.31	1,293.19	
7435 GIS Plotter.Xerox	2,381	756	855	-	-	-	-	-	-	-	-	-	-	-	-	-	-	-	-	-	-	-	-	-
7440 Grounds & Maint Supp	-	36,360	38,814	36,542	43,678	89,909	121,251	189,211	147,570	224,722	323,134	504,239	119,840	237,469	378,640	407,910	112,008	227,452.18	425,403.87	572,335.77	137,065.26	293,274.47	425,630.46	535,738.65
7443 ICE	-	-	-	-	-	-	-	-	-	-	-	-	-	-	-	-	-	-	-	-	-	-	-	-
7445 Lab Chemicals	26,500	25,371	60,981	4,219	675	5,297	8,021	9,561	546	2,090	2,673	1,147	1,147	1,900	2,009	1,087	1,087.39	1,185.73	2,054.39	-	-	-	1,686.92	1,686.92
7447 Lab Supplies	73,478	80,726	20,634	48,936	20,029	49,119	73,259	122,807	35,325	41,189	55,999	69,045	66,057	86,905	141,047	38,869	61,612.56	86,776.20	139,294.67	33,315.61	64,655.38	103,616.15	142,240.01	
7450 Office Supplies	22,303	22,614	21,289	37,623	20,287	30,726	47,106	64,263	15,324	17,595	35,722	41,414	11,595	17,113	27,215	37,299	8,662	17,110.47	25,477.36	15,355.22	22,442.55	33,911.25	33,911.25	
7460 Uniforms	-	-	-	-	-	-	-	-	-	-	-	-	-	-	-	-	-	600.00	20,555.93	32,990.09	68,512.28	143,788.75	191,768.93	
7490 Welding Supplies	4,611	7,282	7,646	17,885	1,254	3,211	13,934	19,397	7,420	10,159	13,359	20,209	793	2,36										



The Pittsburgh Water and Sewer Authority

2023 – 2027 Capital Improvement Plan

Approved on October 28, 2022



BOARD OF DIRECTORS

Alex Sciulli, Chairperson

Erika Strassburger, Vice Chairperson

BJ Leber, Secretary and Treasurer

Michael L. Domach, Assistant Secretary/Treasurer

Dr. Audrey Murrell, Ph.D, Member

Rosamaria Cristello, Member

Mark Thomas, Member

Margaret (Peg) McCormick Barron, Member

Edward Barca, Director, Finance

Kevin Pawlos, Deputy Director, Finance

Timothy DiSalvio, Manager, Capital Budget

Jason Felser, Director, Information Technology

EXECUTIVE LEADERSHIP

William J. Pickering, Chief Executive Officer

Jennifer Presutti, Chief Operating Officer & Chief Financial Officer

Frank P. Sidari III, PE, BCEE, Chief Environmental Compliance & Ethics Officer

Logan Carmichael, Chief People & Culture Officer

Lee Haller, Chief Information & Performance Officer

Monica Walaan, Esquire, Chief Legal Officer

SENIOR LEADERSHIP

Julie Mechling, Director, Customer Service

Brittany Schacht, Deputy Director, Customer Service

Barry King, PE, Director, Engineering and Construction

Kate Mechler, PE, Deputy Director, Engineering and Construction

William McFaddin, Director, Operations

Joseph Tewell, Deputy Director, Operations

George Watson, Deputy Director, Water Production



Pittsburgh
Water & Sewer
Authority

Table of Contents

Introduction	1
Pennsylvania Public Utility Commission Oversight of the Authority	1
Capital Improvement Program	1-3
Historical and Forecasted Capital Expenditures	4
2023-2027 Capital Improvement Program	5
2023-2027 Project Summary	6-9
Water Treatment Plant	11-38
Water Pumping and Storage.....	39-65
Water Distribution.....	66-93
Wastewater System	94-105
Stormwater	106-130
Miscellaneous.....	131-135

Introduction

The Pittsburgh Water and Sewer Authority (“**the Authority**” or “**the PWSA**”) is a body corporate and politic organized and existing under the Act pursuant to Resolution No. 36 of the Council of the City of Pittsburgh (the “**City**”), duly enacted on February 6, 1984, approved by the Mayor on February 8, 1984, and effective February 16, 1984. The Secretary of the Commonwealth of Pennsylvania approved the Authority’s Articles of Incorporation and issued a Certificate of Incorporation on February 17, 1984. Articles of Amendment were approved and a Certificate of Amendment was issued by the Pennsylvania Department of State on December 11, 1989, to include, among authorized projects, low head dams and facilities for generating surplus electric power. Articles of Amendment were approved and a Certificate of Amendment was issued by the Pennsylvania Department of State on May 9, 2008, to extend the term of existence of the Authority to May 21, 2045. Articles of Amendment were approved and a Certificate of Amendment was issued by the Pennsylvania Department of State on March 19, 2020, to extend the term of existence of the Authority to March 13, 2070 and to include stormwater systems.

Under its Articles of Incorporation, the Authority is specifically authorized to acquire, hold, construct, finance, improve, maintain, operate, own and lease, either as lessor or lessee, projects of the following kinds and character: sewers, sewer systems or parts thereof, waterworks, water supply works, and water distribution systems, low head dams, facilities for generating surplus power, and stormwater systems.

The System provides water to approximately 75,000 customers or 84% of the total population in the geographic boundaries of the City. The Authority provides wastewater collection and transmission service to almost the entire City, estimated at 301,000 residents. The System does not include wastewater treatment facilities; such facilities are the responsibility of Allegheny County Sanitary Authority (“**ALCOSAN**”), a separate and distinct legal entity.

The Authority operates and maintains a 117 million gallon per day (MGD) rapid sand type water treatment plant, a 21 MGD microfiltration plant, approximately 964 miles of water mains, over 32,000 valves and fire hydrants, 1 raw water pump station, 10 finished water pump stations, 4 in-ground reservoirs, 10 storage tanks, approximately 1,220 miles of sanitary, storm and combined sewers, 29,500 manholes, 25,000 catch basins and inlets, 98 combined sewer overflow outfalls, 195 storm outfalls, and 4 wastewater pump stations.

Pennsylvania Public Utility Commission Oversight of the Authority

On December 21, 2017, the Pennsylvania legislature enacted Act 65 of 2017 (“**Act 65**”), placing the Authority under the jurisdiction of the Pennsylvania Public Utility Commission (“**PUC**”) pursuant to the Pennsylvania Public Utility Code (the “**Public Utility Code**”). Act 65 applies most of the provisions of the Public Utility Code to the Authority in the same manner as a “public utility,” resulting in regulation of the Authority’s rate making, its operating effectiveness, debt issuances and other aspects of conducting its business similar to the way the PUC regulates investor-owned utilities. Act 65 includes provisions that allow the Authority to impose, charge or collect rates or charges as necessary to permit the Authority to comply with its covenants with the holders of any bonds or other financial obligations of the Authority, and prohibits the PUC from requiring the Authority to take any action that would cause the interest on the Authority’s financial obligations to be includible in gross income of the holders of such obligations for federal income tax purposes.

Capital Improvement Program

Overview

The PWSA's Capital Improvement Program (CIP) focuses on sustaining cost-effective operations, while optimizing the system's asset performance and life expectancy. The 2023-2027 Capital Improvement Program invests in programs which consider risk and consequence of asset failure and levels of service benefits.

Development and Approval Process

The PWSA’s CIP process begins each year in May when project nominations are solicited from the entire organization. At the completion of the nomination period, the CIP Review Committee screens, evaluates and prioritizes the nominated projects to determine the projects that should be included in the CIP. Further planning efforts consist of the preparation of a project sheet, which provides more detailed information on a project’s potential scope options, risks, schedule, and the

cost estimate. This process lasts several months and culminates with the presentation of the updated CIP to PWSA's Board of Directors. Projects that are not selected for execution at any stage will be re-assessed during the next year's CIP development process.

Capital Project Prioritization

Due to funding limitations and the need to renew/replacing a significant amount of aging infrastructure, the following criteria are used to evaluate and prioritize capital projects:

- Regulatory Compliance
- Safety
- Operating Efficiency
- Quality of Service
- Organizational Goals
- Social Impact

Funding Sources

The PWSA Capital Improvement Program is funded through several primary sources to which specific programs and projects are allocated. These funding sources include, but are not limited to, Debt (Revenue Bonds), Distribution System Improvement Charge ("DSIC"), Water Infrastructure Finance and Innovation Act ("WIFIA"), Pennsylvania Infrastructure Investment Authority ("PENNVEST"), American Rescue Plan Act ("ARPA") and cost shares with other entities.

Capital Improvement Plan Organization

The CIP is organized into six project classes (types):

- Water Treatment Plant
- Water Pumping and Storage
- Water Distribution
- Wastewater System
- Stormwater
- Miscellaneous

Each project class is then made up of individual projects. Projects are defined based upon current information, which range from annual allowances for asset renewal and/or replacement activities, to major, multiple phase facility renewal projects.

THE REMINDER OF THIS PAGE WAS INTENTIONALLY LEFT BLANK

Project Information

The following information is provided for each project:

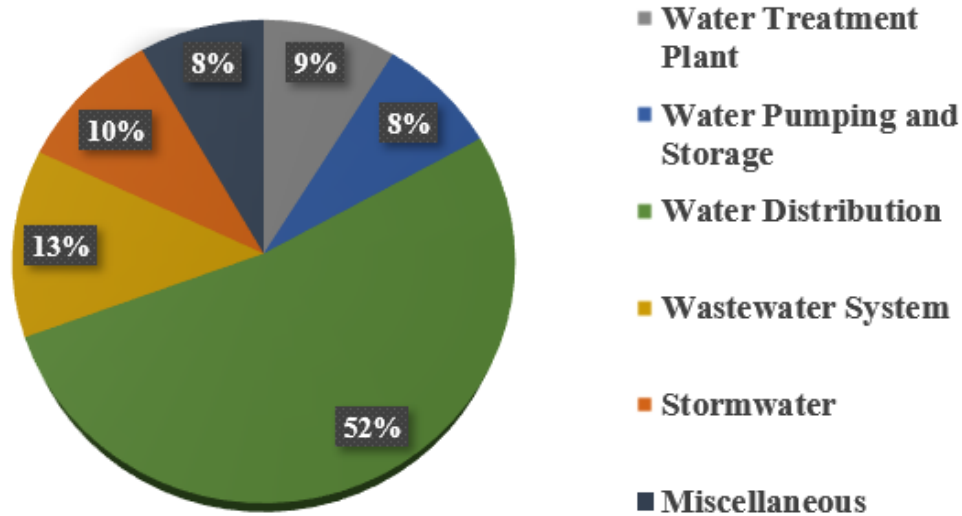
- **Cash Flow Summary** – Estimated five-year cash flow for the project.
- **DSIC Eligibility** – Determination of whether costs qualify under the Distribution System Improvement Charge.
- **Funding Source(s)** – Proposed funding source(s) for the project.
- **Impact on Operations** – Describes the anticipated impact to the PWSA’s operations when the project is completed.
- **Phase** – Phase in the project life-cycle (i.e. assessment/design/construction).
- **Priority** – Criteria utilized to prioritize the project.
- **Project Class** – Type of project.
- **Project Description** - A basic understanding of the project’s intent and scope of work.
- **Project Justification** - A detailed explanation to why the project is needed.
- **Project Name** – Descriptive name assigned to the project.
- **Project Number** – Unique number(s) assigned to track the project from inception to completion. This number is established once a project is approved.
- **Risk(s)** - Outlines the risk(s) to the PWSA if the project is delayed or is not selected.

THE REMINDER OF THIS PAGE WAS INTENTIONALLY LEFT BLANK

Historical and Forecasted Capital Expenditures

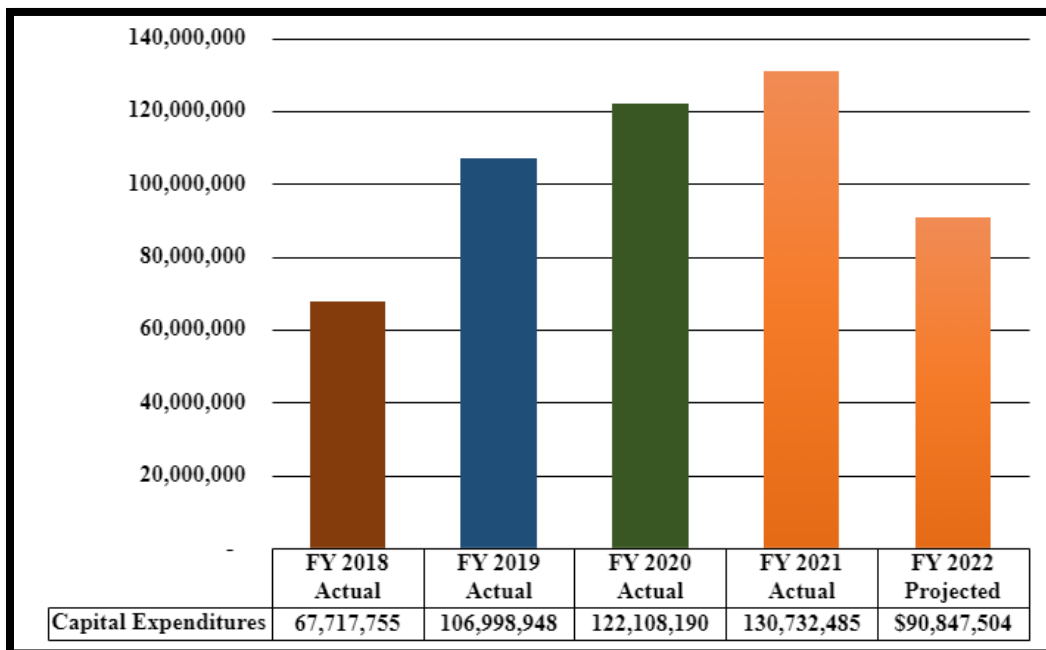
The figures below illustrate the historical capital expenditures by project class for FY 2018 – FY 2021 as well as the historical and forecasted capital expenditures for FY 2018 – FY 2021.

Figure 1. Historical Capital Expenditures by Project Class: FY 2018 – FY 2021



	FY 2018 - Actual	FY 2019 - Actual	FY 2020 - Actual	FY 2021 - Actual	Total
Water Treatment Plant	7,275,878	15,665,185	8,959,256	5,946,283	\$ 37,846,602
Water Pumping and Storage	11,732,850	9,667,165	7,304,722	5,941,184	34,645,921
Water Distribution	27,185,518	55,588,889	64,838,953	76,722,470	224,335,829
Wastewater System	9,225,987	15,152,656	8,767,047	20,632,500	53,778,189
Stormwater	3,156,175	6,901,255	15,791,622	15,614,923	41,463,976
Miscellaneous	9,141,347	4,023,798	16,446,590	5,875,126	35,486,861
Total	\$ 67,717,755	106,998,948	122,108,190	130,732,485	\$ 427,557,378

Figure 2. Historical and Forecasted Capital Expenditures: FY 2018 – FY 2022



2023-2027 Capital Improvement Program

The figures below illustrate the proposed breakdown of the project classes, funding sources, and yearly cash flows for the 2023 to 2027 CIP.

Figure 3. Proposed Yearly Capital Cash Flow by Project Class

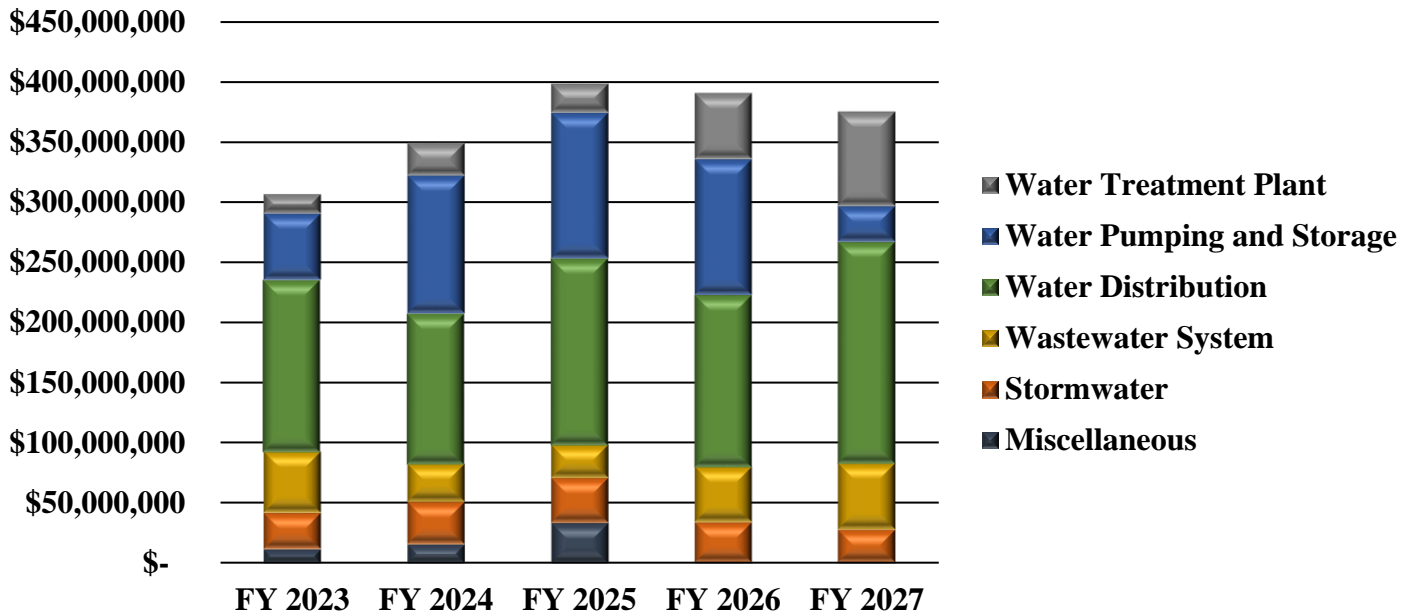


Figure 4. Capital Requirements

	FY 2023	FY 2024	FY 2025	FY 2026	FY 2027	Total
Water Treatment Plant	\$ 16,030,211	26,885,665	24,038,988	54,790,691	78,451,718	\$ 200,197,272
Water Pumping and Storage	55,304,597	115,127,475	121,491,637	113,245,473	30,009,851	435,179,033
Water Distribution	143,302,527	125,439,446	155,468,790	143,283,004	184,525,120	752,018,887
Wastewater System	50,634,240	31,442,487	27,579,779	45,751,309	54,918,077	210,325,892
Stormwater	29,822,932	34,827,423	36,884,821	33,038,424	26,808,750	161,382,350
Miscellaneous	11,439,316	15,500,000	33,000,000	500,000	500,000	60,939,316
Total Capital Requirements	\$ 306,533,823	349,222,497	398,464,014	390,608,900	375,213,516	\$ 1,820,042,750

Figure 5. Funding Sources

	FY 2023	FY 2024	FY 2025	FY 2026	FY 2027	Total
Debt (Revenue Bonds)	\$ 122,335,310	150,214,517	203,743,270	236,469,077	316,179,204	\$ 1,028,941,377
PENNVEST	127,409,339	97,299,382	86,216,706	47,511,528	10,020,526	368,457,481
WIFIA/PENNVEST	35,113,456	89,843,438	98,036,402	98,113,624	40,456,543	361,563,462
DSIC - Water	6,028,526	6,058,669	6,088,962	6,119,407	6,150,004	30,445,568
DSIC - Wastewater	2,359,691	2,371,490	2,383,347	2,395,264	2,407,240	11,917,032
ARPA	10,582,757	-	-	-	-	10,582,757
WIFIA	2,540,345	3,310,501	1,995,327	-	-	7,846,173
Cash (Rates)	164,400	124,500	-	-	-	288,900
Total Funding Sources	\$ 306,533,823	349,222,497	398,464,014	390,608,900	375,213,516	\$ 1,820,042,750



2023-2027 Project Summary



Page	Project Name	2023 Budget	2024 Budget	2025 Budget	2026 Budget	2027 Budget	Total
Project Class: Water Treatment Plant							
11	Algae Control for Open Basins	\$360,000.00	\$0.00	\$0.00	\$0.00	\$0.00	\$360,000.00
12	Aspinwall Water Treatment Plant Electrical and Backup Power Improvements	\$0.00	\$866,981.00	\$1,087,515.00	\$7,794,745.00	\$14,874,582.00	\$24,623,823.00
13	Aspinwall Water Treatment Plant Filter Improvements	\$123,706.90	\$164,942.53	\$246,599.62	\$1,208,045.99	\$1,006,704.99	\$2,750,000.02
14	Aspinwall Water Treatment Plant Filter Building Sodium Hypochlorite Improvements	\$3,222,924.72	\$0.00	\$0.00	\$0.00	\$0.00	\$3,222,924.72
15	Aspinwall Water Treatment Plant Raw Water Intakes - East Intake	\$0.00	\$465,000.00	\$1,116,000.00	\$756,000.00	\$36,000.00	\$2,373,000.00
16	Aspinwall Water Treatment Plant Raw Water Intakes - West Intake	\$469,736.84	\$1,127,368.42	\$767,368.42	\$5,747,368.42	\$8,597,368.42	\$16,709,210.53
17	Chemical Feed Modernization Project/Rapid Mix and Clarifier Improvements	\$1,252,063.75	\$2,789,028.23	\$2,936,058.88	\$16,350,331.00	\$19,072,483.58	\$42,399,965.45
18	Clearwell Emergency Response Project	\$2,741,630.73	\$7,408,660.00	\$7,408,660.00	\$7,408,660.00	\$1,234,457.00	\$26,202,067.73
19	Clearwell Improvements	\$4,293,312.12	\$2,448,008.62	\$107,717.51	\$107,717.51	\$16,708,182.43	\$23,664,938.19
20	Corrosion Control Chemical Storage & Feed Systems	\$50,000.00	\$0.00	\$0.00	\$0.00	\$0.00	\$50,000.00
21	Highland Park Membrane Filtration Plant Assessment and Critical Process Improvements	\$150,000.00	\$0.00	\$0.00	\$0.00	\$0.00	\$150,000.00
22	Highland Park Microfiltration Plant Improvements Project	\$14,128.00	\$0.00	\$0.00	\$0.00	\$0.00	\$14,128.00
23	Hydraulic Valve Replacement Program	\$89,942.53	\$302,298.85	\$2,144,252.89	\$713,505.75	\$0.00	\$3,250,000.02
24	Lime Slurry System Improvements	\$756,079.00	\$3,548,360.00	\$1,182,787.00	\$0.00	\$0.00	\$5,487,226.00
25	Overhead Crane Modernization	\$0.00	\$375,000.00	\$440,000.00	\$0.00	\$0.00	\$815,000.00
26	Phase 1 Sedimentation Basin Rehabilitation and Water Treatment Plant Gate Valve and 84-inch Coupling Project	\$224,921.63	\$299,895.51	\$448,362.94	\$2,196,447.25	\$1,830,372.70	\$5,000,000.03
27	Phase 2 Sedimentation Basin Rehabilitation Project	\$0.00	\$0.00	\$0.00	\$562,304.08	\$749,738.77	\$1,312,042.85
28	Post-Filter Chemical System Improvements	\$0.00	\$0.00	\$0.00	\$607,288.41	\$809,717.87	\$1,417,006.28
29	Powdered Activated Carbon System Improvements	\$40,588.77	\$0.00	\$0.00	\$0.00	\$0.00	\$40,588.77
30	Ross Pump Station	\$0.00	\$1,249,655.17	\$2,499,310.34	\$1,299,310.34	\$13,232,110.34	\$18,280,386.21
31	Sludge Chamber Pump Project	\$386,721.63	\$869,343.78	\$0.00	\$0.00	\$0.00	\$1,256,065.41
32	Water Treatment Plant Filter Backwash System Improvements	\$740,054.00	\$883,290.00	\$2,996,022.00	\$8,880,634.00	\$0.00	\$13,500,000.00
33	Water Treatment Plant Filter Building Roof	\$0.00	\$3,500,000.00	\$0.00	\$0.00	\$0.00	\$3,500,000.00
34	Water Treatment Plant HVAC Improvements	\$0.00	\$163,333.00	\$358,333.00	\$858,333.00	\$0.00	\$1,379,999.00
35	Water Treatment Plant NPDES Permit Autosamplers and Flow Meters	\$164,400.00	\$124,500.00	\$0.00	\$0.00	\$0.00	\$288,900.00
36	Water Treatment Plant Rail Siding Improvements	\$800,000.00	\$300,000.00	\$300,000.00	\$300,000.00	\$300,000.00	\$2,000,000.00
37	WTP Sodium Hypochlorite Tank Emergency Replacement	\$150,000.00	\$0.00	\$0.00	\$0.00	\$0.00	\$150,000.00
38	Water Treatment Plant Contingency	\$0.00	\$0.00	\$0.00	\$0.00	\$0.00	\$0.00
Total: Water Treatment Plant		\$16,030,210.63	\$26,885,665.11	\$24,038,987.61	\$54,790,690.74	\$78,451,718.12	\$200,197,272.21
Project Class: Water Pumping and Storage							
40	Aspinwall Pump Station Improvements	\$4,748,965.78	\$15,197,171.56	\$15,197,171.56	\$15,227,973.56	\$2,548,262.93	\$52,919,545.37
41	Aspinwall Pump Station to Lanpher Reservoir Rising Main	\$2,147,166.98	\$29,622,031.14	\$44,331,726.56	\$44,331,726.56	\$14,777,242.19	\$135,209,893.42
42	Aspinwall WTP Chemical Unloading Area Improvements, Underground Storage Tank Removal & Replacement	\$1,352,161.22	\$0.00	\$0.00	\$0.00	\$0.00	\$1,352,161.22
43	Bruecken Pump Station Concealed Gutters	\$0.00	\$175,000.00	\$0.00	\$0.00	\$0.00	\$175,000.00
44	Bruecken Pump Station Improvements	\$8,653,054.00	\$30,991,126.00	\$30,991,126.00	\$31,037,546.00	\$5,188,398.00	\$106,861,250.00
45	Chlorine Booster Station Improvements	\$311,268.79	\$6,436,147.83	\$7,007,549.12	\$583,962.43	\$0.00	\$14,338,928.16
46	Disinfection By-Products Mitigation	\$5,183,170.61	\$1,426,705.77	\$0.00	\$0.00	\$0.00	\$6,609,876.38
47	Garfield Tank Improvements	\$0.00	\$122,198.00	\$244,397.00	\$314,224.00	\$2,246,121.00	\$2,926,940.00
48	Herron Hill Pump Station Improvements	\$409,195.41	\$818,390.81	\$496,551.73	\$12,275,862.15	\$0.00	\$14,000,000.09
49	Herron Hill Reservoir Improvements	\$198,631.00	\$0.00	\$0.00	\$0.00	\$0.00	\$198,631.00
50	Herron Hill Reservoir Improvements - Sodium Hypochlorite Building	\$828,429.11	\$0.00	\$0.00	\$0.00	\$0.00	\$828,429.11
51	Herron Hill Tank Pump Station Improvements	\$0.00	\$164,077.30	\$195,528.61	\$1,320,197.05	\$1,320,197.05	\$3,000,000.02
52	Highland 1 Reservoir Liner	\$0.00	\$0.00	\$0.00	\$704,981.00	\$0.00	\$704,981.00
53	Highland No. 2 Reservoir Liner and Cover Replacements	\$2,122,235.00	\$6,515,354.50	\$4,072,096.57	\$0.00	\$0.00	\$12,709,686.07
54	Highland Reservoir Pump Station and Rising Main	\$23,789,287.16	\$14,537,145.09	\$8,983,409.85	\$0.00	\$0.00	\$47,309,842.10
55	Howard Pump Station Improvements	\$0.00	\$0.00	\$577,266.93	\$1,154,533.85	\$694,763.73	\$2,426,564.51
56	Inline Pump Station (Coral and Pacific) Improvements	\$0.00	\$32,979.66	\$39,434.13	\$264,367.82	\$263,218.39	\$600,000.00

Project Class: Water Pumping and Storage Cont.							
57	Lanpher Reservoir Improvements	\$2,778,963.09	\$6,370,326.38	\$3,716,023.72	\$0.00	\$0.00	\$12,865,313.19
58	Lincoln Pump Station Improvements	\$288,633.46	\$288,633.46	\$1,258,748.41	\$2,109,323.13	\$1,054,661.57	\$5,000,000.03
59	Lincoln Pump Station: Bypass Pump Station Project	\$2,155,907.00	\$2,164,264.00	\$0.00	\$0.00	\$0.00	\$4,320,171.00
60	Lincoln Tank Improvements	\$337,528.74	\$203,588.76	\$3,680,670.52	\$0.00	\$0.00	\$4,221,788.02
61	Mission Pump Station Improvements	\$0.00	\$0.00	\$577,267.00	\$1,154,534.00	\$694,764.00	\$2,426,565.00
62	Pump Station Architectural	\$0.00	\$0.00	\$0.00	\$2,500,000.00	\$0.00	\$2,500,000.00
63	Saline Pump Station Improvements	\$0.00	\$0.00	\$0.00	\$192,422.00	\$288,633.00	\$481,055.00
64	Spring Hill Tank Improvements	\$0.00	\$62,335.00	\$122,669.00	\$73,819.00	\$933,589.00	\$1,192,412.00
65	Water Pumping and Storage Contingency	\$0.00	\$0.00	\$0.00	\$0.00	\$0.00	\$0.00
Total: Water Pumping and Storage		\$55,304,597.34	\$115,127,475.27	\$121,491,636.70	\$113,245,472.55	\$30,009,850.86	\$435,179,032.71

Project Class: Water Distribution							
67	2019 Large Diameter Water Main Improvements - Rising Main 3/4	\$3,062,142.13	\$240,769.90	\$0.00	\$0.00	\$0.00	\$3,302,912.04
68	2019 Large Diameter Water Main Improvements - Rising Main 4	\$12,529,326.00	\$4,176,441.00	\$0.00	\$0.00	\$0.00	\$16,705,767.00
69	Bus Rapid Transit Water Distribution	\$1,500,000.00	\$0.00	\$0.00	\$0.00	\$0.00	\$1,500,000.00
70	District Metering Program	\$0.00	\$0.00	\$2,600,000.02	\$3,380,000.02	\$3,380,000.02	\$9,360,000.06
71	Hazelwood Backup Feed (formerly Duck Hollow Main Replacement)	\$175,156.10	\$175,156.10	\$1,115,470.61	\$1,534,487.21	\$0.00	\$3,000,270.02
72	Herron Hill - Squirrel Hill Boundary Adjustments	\$0.00	\$0.00	\$52,928.57	\$355,186.81	\$635,884.62	\$1,044,000.00
73	Interconnection Vault Stormwater Removal	\$453,007.96	\$1,225,931.03	\$611,310.34	\$0.00	\$0.00	\$2,290,249.34
74	Intermediate Diameter Water Main Replacement Program	\$0.00	\$0.00	\$2,603,833.08	\$4,488,230.43	\$42,775,187.01	\$49,867,250.52
75	Intermediate Meter Replacement Program	\$143,076.92	\$84,307.69	\$86,538.46	\$87,000.00	\$87,000.00	\$487,923.08
76	Large Diameter Water Main Replacement Program	\$2,980,665.80	\$4,820,095.96	\$23,316,701.96	\$38,087,876.89	\$33,256,579.29	\$102,461,919.89
77	Large Meter Replacement Program	\$1,557,508.32	\$1,341,456.69	\$567,307.69	\$337,000.00	\$337,000.00	\$4,140,272.71
78	Low Pressure Area Remediation	\$0.00	\$0.00	\$23,277.57	\$279,330.90	\$1,393,833.02	\$1,696,441.49
79	Neighborhood Lead Service Line Replacement Program	\$13,582,757.48	\$27,792,500.00	\$55,585,000.00	\$27,792,500.00	\$0.00	\$124,752,757.48
80	North Side Boundary Adjustments	\$0.00	\$0.00	\$79,392.86	\$532,780.22	\$953,826.92	\$1,566,000.00
81	Priority LSLR	\$3,000,000.00	\$0.00	\$0.00	\$0.00	\$0.00	\$3,000,000.00
82	Private Lead Service Line Reimbursement	\$400,000.00	\$0.00	\$0.00	\$0.00	\$0.00	\$400,000.00
83	Regulator Valve and Vault Replacement Program	\$378,494.08	\$1,839,360.70	\$3,446,738.96	\$4,173,179.80	\$3,439,080.48	\$13,276,854.01
84	Small Diameter Water Main Replacement Program	\$83,515,128.68	\$75,057,893.92	\$57,763,375.00	\$53,807,131.41	\$89,408,775.74	\$359,552,304.75
85	Small Meter Replacement Program	\$1,723,171.54	\$1,351,089.38	\$480,769.23	\$250,000.00	\$291,667.00	\$4,096,697.15
86	South Side Slopes Boundary Adjustments	\$0.00	\$0.00	\$79,392.86	\$532,780.22	\$953,826.92	\$1,566,000.00
87	Unmetered and Flat Rate Properties	\$327,250.00	\$635,250.00	\$0.00	\$0.00	\$0.00	\$962,500.00
88	Urgent Lead Service Line Replacement	\$1,778,653.60	\$1,749,194.10	\$1,670,085.73	\$1,590,751.08	\$1,246,677.20	\$8,035,361.70
89	Valve Replacement Program	\$2,505,485.32	\$2,800,000.00	\$2,674,358.97	\$2,800,000.00	\$2,925,641.03	\$13,705,485.32
90	Water and Wastewater Safety and Security Improvements	\$1,567,547.00	\$0.00	\$0.00	\$0.00	\$0.00	\$1,567,547.00
91	Water and Wastewater Safety and Security Improvements (Pennvest)	\$9,978,156.00	\$0.00	\$0.00	\$0.00	\$0.00	\$9,978,156.00
92	Water Relay Program	\$2,145,000.00	\$2,150,000.00	\$2,712,307.69	\$3,254,769.23	\$3,440,140.58	\$13,702,217.50
93	Water Distribution Contingency	\$0.00	\$0.00	\$0.00	\$0.00	\$0.00	\$0.00
Total: Water Distribution		\$143,302,526.93	\$125,439,446.48	\$155,468,789.61	\$143,283,004.22	\$184,525,119.82	\$752,018,887.06

Project Class: Wastewater System							
95	31st Ward Pump Station and Appurtenances - Phase 2	\$958,333.00	\$726,666.67	\$613,666.67	\$7,447,000.00	\$7,447,000.00	\$17,192,666.33
96	6122 and 6150 Mifflin Road Demolition	\$50,000.00	\$0.00	\$0.00	\$0.00	\$0.00	\$50,000.00
97	Browns Hill Road Sewer Pump Station Replacement	\$432,000.00	\$1,608,000.00	\$1,880,000.00	\$0.00	\$0.00	\$3,920,000.00
98	Large Diameter Sewer Rehabilitation Program	\$12,774,486.37	\$2,997,238.10	\$4,266,000.00	\$4,897,000.00	\$4,957,000.00	\$29,891,724.46
99	M-29 Outfall Improvements	\$250,000.00	\$0.00	\$0.00	\$0.00	\$0.00	\$250,000.00
100	Maytide Storm and Sanitary Sewer System Improvements	\$118,026.95	\$4,026,497.00	\$1,957,785.00	\$0.00	\$0.00	\$6,102,308.95
101	Queenston Sewer Improvements	\$2,210,550.00	\$243,203.00	\$0.00	\$0.00	\$0.00	\$2,453,753.00
102	Sewer Reconstruction Program	\$2,691,769.00	\$1,810,000.00	\$1,810,000.00	\$1,886,458.21	\$2,701,329.79	\$10,899,557.00
103	Sewers Under Structures Program	\$6,786,029.94	\$2,373,663.24	\$2,422,730.16	\$3,530,382.94	\$3,386,507.35	\$18,499,313.62
104	Small Diameter Sewer Rehabilitation Program	\$24,363,045.00	\$17,657,219.00	\$14,629,597.00	\$27,990,467.53	\$36,426,240.26	\$121,066,568.79
105	Wastewater Contingency	\$0.00	\$0.00	\$0.00	\$0.00	\$0.00	\$0.00
Total: Wastewater System		\$50,634,240.26	\$31,442,487.00	\$27,579,778.83	\$45,751,308.67	\$54,918,077.41	\$210,325,892.16

Project Class: Stormwater							
107	Braywood Stormwater Improvements	\$434,625.00	\$439,375.00	\$0.00	\$0.00	\$0.00	\$874,000.00
108	Bus Rapid Transit Phase 2	\$0.00	\$500,000.00	\$500,000.00	\$500,000.00	\$0.00	\$1,500,000.00
109	Bus Rapid Transit Stormwater Infrastructure Improvements	\$71,382.00	\$785,634.29	\$703,637.86	\$0.00	\$0.00	\$1,560,654.15
110	Catch Basin and Inlet Replacement Program	\$11,539,876.64	\$16,007,303.03	\$14,436,109.17	\$14,867,220.83	\$15,308,750.00	\$72,159,259.67
111	Dragoon Way Stormwater Improvements	\$983,000.00	\$95,625.00	\$0.00	\$0.00	\$0.00	\$1,078,625.00
112	Fleury Way Stormwater Infrastructure Improvements	\$476,212.00	\$0.00	\$0.00	\$0.00	\$0.00	\$476,212.00
113	Four Mile Run Stormwater Infrastructure Improvements	\$645,557.00	\$4,500,108.00	\$8,723,924.00	\$6,171,203.00	\$0.00	\$20,040,792.00
114	Haverhill Street Improvements Project	\$1,003,900.00	\$104,500.00	\$0.00	\$0.00	\$0.00	\$1,108,400.00
115	Lawn and Ophelia	\$203,741.00	\$0.00	\$0.00	\$0.00	\$0.00	\$203,741.00
116	Martin Luther King Field Stormwater Infrastructure Improvements	\$3,096,867.00	\$1,324,108.00	\$0.00	\$0.00	\$0.00	\$4,420,975.00
117	Maryland Avenue Stormwater Infrastructure Improvements	\$6,925.00	\$0.00	\$0.00	\$0.00	\$0.00	\$6,925.00
118	MS4 Permit PRP Plan Sediment Reduction Project	\$173,000.00	\$605,000.00	\$307,500.00	\$0.00	\$0.00	\$1,085,500.00
119	Saw Mill Run Municipal Separate Storm Sewer System Compliance	\$0.00	\$0.00	\$500,000.00	\$1,500,000.00	\$1,500,000.00	\$3,500,000.00
120	Saw Mill Run Watershed Improvements	\$850,000.00	\$150,000.00	\$0.00	\$0.00	\$0.00	\$1,000,000.00
121	Southside Flats Sewer Separation	\$3,327,529.00	\$2,232,587.00	\$0.00	\$0.00	\$0.00	\$5,560,116.00
122	Southside Stormwater Infrastructure Improvements	\$2,029,140.00	\$2,703,667.00	\$0.00	\$0.00	\$0.00	\$4,732,807.00
123	Stewart Avenue Stormwater Infrastructure Project	\$1,400,000.00	\$1,515,389.00	\$894,444.00	\$0.00	\$0.00	\$3,809,833.00
124	Thomas and McPherson Stormwater Infrastructure Improvements	\$854,905.13	\$0.00	\$0.00	\$0.00	\$0.00	\$854,905.13
125	Volunteer's Field Stormwater Infrastructure Improvements	\$413,125.42	\$0.00	\$0.00	\$0.00	\$0.00	\$413,125.42
126	Wet Weather Program Projects	\$500,000.00	\$2,500,000.00	\$10,000,000.00	\$10,000,000.00	\$10,000,000.00	\$33,000,000.00
127	Wightman Park Phase 2 Project	\$182,166.00	\$0.00	\$0.00	\$0.00	\$0.00	\$182,166.00
128	Woodland Road Stormwater Infrastructure Improvements	\$245,256.31	\$0.00	\$0.00	\$0.00	\$0.00	\$245,256.31
129	Woods Run Stream Removal Stormwater Infrastructure Improvements	\$1,385,724.66	\$1,364,127.00	\$819,206.00	\$0.00	\$0.00	\$3,569,057.66
130	Stormwater Contingency	\$0.00	\$0.00	\$0.00	\$0.00	\$0.00	\$0.00
Total: Stormwater		\$29,822,932.16	\$34,827,423.32	\$36,884,821.02	\$33,038,423.83	\$26,808,750.00	\$161,382,350.34
Project Class: Miscellaneous							
132	2023 Capital Project Reclassification	\$8,639,316.00	\$0.00	\$0.00	\$0.00	\$0.00	\$8,639,316.00
133	New Headquarters and Operations Facility	\$2,500,000.00	\$15,000,000.00	\$32,500,000.00	\$0.00	\$0.00	\$50,000,000.00
134	Utility Cost Shares	\$300,000.00	\$500,000.00	\$500,000.00	\$500,000.00	\$500,000.00	\$2,300,000.00
135	Miscellaneous Contingency	\$0.00	\$0.00	\$0.00	\$0.00	\$0.00	\$0.00
Total: Miscellaneous		\$11,439,316.00	\$15,500,000.00	\$33,000,000.00	\$500,000.00	\$500,000.00	\$60,939,316.00



Water Treatment Plant



Water Treatment Plant

Algae Control for Open Basins

PROJECT NUMBER: 2023-100-100-0

DSIC Eligible: No

PHASE:
Not Started

PRIORITY:
Regulatory Compliance, Safety, Operating Efficiency, Quality of Service, Organizational Goals, Social Impact

PROJECT DESCRIPTION:
Installation of up to 5 ultrasonic buoys in the Sedimentation Basin and Highland 1 Reservoir (open basins) to provide non-chemical control of algae growth in these waters exposed to sunlight. Installation includes solar powered buoy, anchor system, associated instrumentation, and remote monitoring service.

PROJECT JUSTIFICATION:
Open reservoirs subject to sunlight allow for the growth of algae starting in early spring through late fall. Algae can impact water production operations by increasing total organic carbon in the water and physically fouling downstream filters.

RISK(S):
Buoys require maintenance including removal in the winter to avoid ice damage. Instruments require infrequent maintenance.

IMPACT ON OPERATIONS:
Reduced chemical usage at Highland 1 for treating reservoir and reduced filter backwashed water requirements at Aspinwall Pump Station.

<u>CASH FLOW SUMMARY</u>							<u>FUNDING SOURCE(S)</u>
	<u>FY 2023</u>	<u>FY 2024</u>	<u>FY 2025</u>	<u>FY 2026</u>	<u>FY 2027</u>	<u>Total</u>	Debt (Revenue Bonds)
Annual Allocation	\$360,000	\$0	\$0	\$0	\$0	\$360,000	

Water Treatment Plant

Aspinwall Water Treatment Plant Electrical and Backup Power Improvements

PROJECT NUMBER: 2017-322-100-0

DSIC Eligible: No

PHASE:

Design

PRIORITY:

Regulatory Compliance, Safety, Operating Efficiency, Quality of Service,

PROJECT DESCRIPTION:

Improvements to electrical systems at the Water Treatment Plant, including provisions for stand-by or backup power systems, upgrades to existing electrical distribution system, replacement of motor control centers, and associated panels, conduit, wiring, and systems.

PROJECT JUSTIFICATION:

Electrical systems at the Water Treatment Plant have generally met the end of their useful lives and spare/replacement parts are unavailable.

RISK(S):

Electrical power is critical to maintain pumping and treatment of water. Failure of these systems will result in the inability to produce water to meet demand and/or quality requirements.

IMPACT ON OPERATIONS:

Increased operating efficiency, flexibility, and reliability and improved safety conditions for staff.

<u>CASH FLOW SUMMARY</u>							<u>FUNDING SOURCE(S)</u>
	<u>FY 2023</u>	<u>FY 2024</u>	<u>FY 2025</u>	<u>FY 2026</u>	<u>FY 2027</u>	<u>Total</u>	
Annual Allocation	\$0	\$866,981	\$1,087,515	\$7,794,745	\$14,874,582	\$24,623,823	Debt (Revenue Bonds)

Water Treatment Plant

Aspinwall Water Treatment Plant Filter Improvements

PROJECT NUMBER: 2023-100-101-0

DSIC Eligible: No

PHASE:
Not Started

PRIORITY:
Regulatory Compliance, Safety, Operating Efficiency, Quality of Service,

PROJECT DESCRIPTION:
Improvements for filters at the Water Treatment Plant to address various recommendations from regulatory agencies including safety issues, improve process control, and monitoring. Project components including providing hand railing around filter basins to facilitate operator inspections, adding components to allow safer performance of required quarterly monitoring and cell entry, moving IFE turbidimeters to locate them within 10 feet of sample points, addressing structural issues, and other electrical and safety updates.

PROJECT JUSTIFICATION:
To meet industry standards and regulatory recommendations, turbidimeters should be located not more than 10 feet away from the sample taps. Currently, meters are located up to 30 feet away, reducing meter response time and data accuracy. Structural deficiencies in the floor and beams of the filter building have been observed as evidenced by cracks and water leakage.

RISK(S):
Violations of permit conditions as a result of turbidimeter locations and sample travel time. Safety and compliance issues with not accessing filter cells for observation during backwash and quarterly/annual inspections. Not properly assessing and repairing areas of structural deficiencies could lead to catastrophic failure. Foundation sagging in the filter building could result in excessive leakage or inability to produce filtered water.

IMPACT ON OPERATIONS:
Relocation of turbidimeters will shorten tubing distance between meter and sample point. Tubing is an annual replacement item, so less distance results in less time and material for replacement. Repair of structure deficiencies will result in less water leakage and maintain the integrity of the facility to reduce operational repairs and water in storage areas.

<u>CASH FLOW SUMMARY</u>							<u>FUNDING SOURCE(S)</u>
	<u>FY 2023</u>	<u>FY 2024</u>	<u>FY 2025</u>	<u>FY 2026</u>	<u>FY 2027</u>	<u>Total</u>	Debt (Revenue Bonds)
Annual Allocation	\$123,707	\$164,943	\$246,600	\$1,208,045	\$1,006,705	\$2,750,000	

Water Treatment Plant

Aspinwall Water Treatment Plant Filter Building Sodium Hypochlorite Improvements

PROJECT NUMBER: 2017-322-101-8 / 9 / 10 / 11

DSIC Eligible: No

PHASE:
Construction

PRIORITY:
Regulatory Compliance, Safety, Operating Efficiency, Quality of Service,

PROJECT DESCRIPTION:
General and mechanical work will include demolition, new filling station, new storage and pumping room, furnishing and installing new storage tanks, feed pumps and piping. HVAC work will include furnishing and installing new HVAC system including air handling unit, condensing unit, exhaust system and ductwork. Plumbing work will include new water service lines inside building, furnishing and installing eyewash stations, hot water units, sanitary drain modifications and installation of a wet sprinkler fire suppression system and fire alarm system. Electrical work will include furnishing and installing power wiring and conduit to new equipment, control wiring to instrumentation and program system integration services to operate the new treatment process.

PROJECT JUSTIFICATION:
To increase storage of sodium hypochlorite solution as required by PADEP and enhance the operational safety and efficiency of the system.

RISK(S):
Not meeting requirements of PADEP if project not completed.

IMPACT ON OPERATIONS:
Operating budget will likely decrease due to efficiencies.

<u>CASH FLOW SUMMARY</u>							<u>FUNDING SOURCE(S)</u>
	<u>FY 2023</u>	<u>FY 2024</u>	<u>FY 2025</u>	<u>FY 2026</u>	<u>FY 2027</u>	<u>Total</u>	Debt (Revenue Bonds)
Annual Allocation	\$3,222,925	\$0	\$0	\$0	\$0	\$3,222,925	

Water Treatment Plant

Aspinwall Water Treatment Plant Raw Water Intakes - West Intake

PROJECT NUMBER: 2018-322-100-0

DSIC Eligible: No

PHASE: Design
PRIORITY: Regulatory, Quality of Service
PROJECT DESCRIPTION: Project will include condition assessment, renewing or replacing the existing West and East Raw Water Intake Gate House buildings and associated systems, including gates, screens, and associated mechanical equipment as well as the addition of SCADA. Influent piping through the Ross Pump Station will also be addressed.
PROJECT JUSTIFICATION: The West Gate is 90% closed and inoperable. Both gate houses are in need of rehabilitation or replacement. The West Gatehouse is 100 years old, and the East Gate is almost 90 years old.
RISK(S): Both gates have reach the end of their useful life and need replaced. Failure of the East Gate would cause a disruption to the supply of water.
IMPACT ON OPERATIONS: Modernization of systems will require less time spent in operations and maintenance of these facilities.

<u>CASH FLOW SUMMARY</u>							<u>FUNDING SOURCE(S)</u>
	<u>FY 2023</u>	<u>FY 2024</u>	<u>FY 2025</u>	<u>FY 2026</u>	<u>FY 2027</u>	<u>Total</u>	
Annual Allocation	\$469,737	\$1,127,368	\$767,368	\$5,747,368	\$8,597,368	\$16,709,209	Debt (Revenue Bonds)

Water Treatment Plant

Aspinwall Water Treatment Plant Raw Water Intakes - East Intake

PROJECT NUMBER: 2023-100-102-0

DSIC Eligible: No

PHASE:

Design

PRIORITY:

Regulatory, Quality of Service

PROJECT DESCRIPTION:

Project will include condition assessment, renewing or replacing the existing West and East Raw Water Intake Gate House buildings and associated systems, including gates, screens, and associated mechanical equipment as well as the addition of SCADA. Influent piping through the Ross Pump Station will also be addressed.

PROJECT JUSTIFICATION:

The West Gate is 90% closed and inoperable. Both gate houses are in need of rehabilitation or replacement. The West Gatehouse is 100 years old, and the East Gate is almost 90 years old.

RISK(S):

Only one gate is operational. Failure of the East Gate would result in a major disruption to the supply of water for the City of Pittsburgh.

IMPACT ON OPERATIONS:

Modernization of systems will require less time spent in operations and maintenance of these facilities.

<u>CASH FLOW SUMMARY</u>							<u>FUNDING SOURCE(S)</u>
	<u>FY 2023</u>	<u>FY 2024</u>	<u>FY 2025</u>	<u>FY 2026</u>	<u>FY 2027</u>	<u>Total</u>	
Annual Allocation	\$0	\$465,000	\$1,116,000	\$756,000	\$36,000	\$2,373,000	Debt (Revenue Bonds)

Water Treatment Plant

Chemical Feed Modernization Project/Rapid Mix and Clarifier Improvements

PROJECT NUMBER: 2023-100-103-0

DSIC Eligible: No

PHASE:
Not Started

PRIORITY:
Regulatory Compliance, Safety, Operating Efficiency, Quality of Service, Organizational Goals, Social Impact

PROJECT DESCRIPTION:
Upgrade of chemical feed systems (equipment, storage, instrumentation, and injection points) to meet current regulatory requirements, improve chemical application, and optimize the water treatment process. Upgrades include ferric chloride, potassium permanganate, and other chemical systems located in the chemical building and possible construction of a new chemical building or repurposing of existing facilities. Assess, design, and construct repairs to structural defects associated with settlement with the pipe bridge between the Chemical Building and Screen Room.

PROJECT JUSTIFICATION:
Chemical feed improvements will address recommendations from both consultants and regulatory agencies. The lack of attention to the pretreatment chemical feed systems could cause over/under dosing of chemicals leading to permit violations or the loss of a chemical system resulting in an emergency project.

RISK(S):
Not addressing these recommendations will put the PWSA at risk for permit violations and failures at the Water Treatment Plant.

IMPACT ON OPERATIONS:
Optimization and flow/residual pacing of chemicals can result in reduced chemical consumption. New storage and chemical feed equipment will result in reduced maintenance costs associated with repairs on the existing pumps, maintaining storage bins and feeders. Improvements to SCADA system and flow/residual pacing will reduce manual adjustments to chemical feed systems.

<u>CASH FLOW SUMMARY</u>							<u>FUNDING SOURCE(S)</u>
	<u>FY 2023</u>	<u>FY 2024</u>	<u>FY 2025</u>	<u>FY 2026</u>	<u>FY 2027</u>	<u>Total</u>	Debt (Revenue Bonds)
Annual Allocation	\$1,252,064	\$2,789,028	\$2,936,059	\$16,350,331	\$19,072,484	\$42,399,966	

Water Treatment Plant

Clearwell Emergency Response Project

PROJECT NUMBER: 2017-323-100-0

DSIC Eligible: No

PHASE: Design
PRIORITY: Regulatory Compliance, Safety, Operating Efficiency, Quality of Service
PROJECT DESCRIPTION: Long-term bypass of the existing 100 + year old clearwell (finished water structure) including the construction of pump wetwells at the Aspinwall and Bruecken Pump Stations, modifications to the clearwell inlet and outlet gate house, and the construction of a bypass line around the clearwell to the outlet gate house.
PROJECT JUSTIFICATION: The clearwell was constructed in 1908 and has not undergone any major modifications or upgrades since. The clearwell has two main functions: providing equalization storage that allows the filters to operate independently of potential fluctuations in system demands and providing sufficient contact time for disinfection agents to meet the requirements of the Surface Water Treatment Rule and Long-Term 2 Enhanced Surface Water Treatment Rule. In order to replace the clearwell, a long-term bypass is required in order to provide adequate suction pressure for the pump stations.
RISK(S): Failure of the Clearwell would cause a disruption to the supply of water.
IMPACT ON OPERATIONS: Ability to meet system reliability and water quality regulations.

<u>CASH FLOW SUMMARY</u>							<u>FUNDING SOURCE(S)</u>
	<u>FY 2023</u>	<u>FY 2024</u>	<u>FY 2025</u>	<u>FY 2026</u>	<u>FY 2027</u>	<u>Total</u>	Debt (Revenue Bonds)
Annual Allocation	\$2,741,631	\$7,408,660	\$7,408,660	\$7,408,660	\$1,234,457	\$26,202,068	

Water Treatment Plant

Clearwell Improvements

PROJECT NUMBER: 2023-100-104-0

DSIC Eligible: No

PHASE:

Planning

PRIORITY:

Regulatory Compliance, Safety, Operating Efficiency, Quality of Service, Organizational Goals, Social Impact

PROJECT DESCRIPTION:

Replacement of the existing 100 + year old clearwell (finished water structure) with multi-celled clearwell to allow for maintenance.

PROJECT JUSTIFICATION:

The clearwell was constructed in 1908 and has not undergone any major modifications or upgrades since. It has two main functions: providing equalization storage that allows the filters to operate independently of potential fluctuations in system demands, and providing sufficient retention contact time for disinfection agents to meet the requirements of the Surface Water Treatment Rule and Long-Term 2 Enhanced Surface Water Treatment Rule.

RISK(S):

Failure of the Clearwell would cause a disruption to the supply of water.

IMPACT ON OPERATIONS:

Ability to meet system reliability and water quality regulations.

<u>CASH FLOW SUMMARY</u>							<u>FUNDING SOURCE(S)</u>
	<u>FY 2023</u>	<u>FY 2024</u>	<u>FY 2025</u>	<u>FY 2026</u>	<u>FY 2027</u>	<u>Total</u>	Debt (Revenue Bonds)
Annual Allocation	\$4,293,312	\$2,448,009	\$107,718	\$107,718	\$16,708,181	\$23,664,938	

Water Treatment Plant

Corrosion Control Chemical Storage & Feed Systems

PROJECT NUMBER: 2017-322-107-0

DSIC Eligible: No

PHASE: Construction
PRIORITY: Regulatory, Quality of Service
PROJECT DESCRIPTION: Installation of three phosphoric acid storage and feed systems located at Aspinwall Pump Station, Bruecken Pump Station, and the Membrane Filtration Plant to provide corrosion control in the distribution system.
PROJECT JUSTIFICATION: Required in order to lower lead levels in water.
RISK(S): Not completing this project will increase the risk of not maintaining lead levels below the PADEP action level.
IMPACT ON OPERATIONS: In order to prevent algae growth in the open Highland No. 1 Reservoir, treatment must occur at three major locations with 7 injection points. This requires additional maintenance of treatment facilities at satellite locations.

<u>CASH FLOW SUMMARY</u>							<u>FUNDING SOURCE(S)</u>
	<u>FY 2023</u>	<u>FY 2024</u>	<u>FY 2025</u>	<u>FY 2026</u>	<u>FY 2027</u>	<u>Total</u>	Debt (Revenue Bonds)
Annual Allocation	\$50,000	\$0	\$0	\$0	\$0	\$50,000	

Water Treatment Plant

Highland Park Membrane Filtration Plant Assessment and Critical Process Improvements

PROJECT NUMBER: 2017-322-104-0

DSIC Eligible: No

PHASE: Construction
PRIORITY: Regulatory Compliance, Safety, Operating Efficiency, Quality of Service, Organizational Goals
PROJECT DESCRIPTION: Complete a condition assessment of systems supporting the treatment process and perform critical improvements to maintain water treatment and allow full warranty of replacement modules. Improvements may include electrical, chemical feed, strainers, and other support systems.
PROJECT JUSTIFICATION: Membrane module failure rate has continually increased over the last several years and are more than 5 years beyond the manufacturer’s recommended replacement cycle. To allow module membrane manufacturers to extend a full warranty, a system condition assessment is needed. A detailed condition assessment is needed to address other critical worker safety and degradation of equipment that are essential to maintain the water treatment process. Improvements to the plan are required in order to restart the Membrane Filtration Plant.
RISK(S): Exposes the Authority to higher costs to address emergency failures and exposes the Highland No. 1 Service Area to a potentially deficient or non-complaint water supply.
IMPACT ON OPERATIONS: Increase operating flexibility and reliability.

<u>CASH FLOW SUMMARY</u>							<u>FUNDING SOURCE(S)</u>
	<u>FY 2023</u>	<u>FY 2024</u>	<u>FY 2025</u>	<u>FY 2026</u>	<u>FY 2027</u>	<u>Total</u>	Debt (Revenue Bonds)
Annual Allocation	\$150,000	\$0	\$0	\$0	\$0	\$150,000	

Water Treatment Plant

Highland Park Microfiltration Plant Improvements Project

PROJECT NUMBER: 2021-322-100-0

DSIC Eligible: No

PHASE: Planning
PRIORITY: Safety, Operating Efficiency, Quality of Service
PROJECT DESCRIPTION: Repair damage caused by process water leakage from second floor membrane racks to composite floor deck system and structural steel framing above main floor of Microfiltration Plant (MFP). Construction joints in floor were sealed during the MFP UV Project. This project will repair deterioration to composite deck system and structural steel support system and apply protective coatings. This project will also repair damage to the surface of concrete floor and sump pump in acid storage room caused by leakage from acid storage tanks, piping connections and acid mixing operations.
PROJECT JUSTIFICATION: This project will increase the safety and security of operations in addition to maintaining the integrity of chemical containment in the event of future failure.
RISK(S): The risk of delaying the project could cause potential damage to equipment on the first floor of the MFP from falling concrete or steel deck fragments. With respect to repair of the acid storage room floor, the risk of delaying the project is the lack of integrity in the provisions for chemical containment in the event of tank failure. Acid is able to leak through the damaged sump pump into the subfloor where it could damage underground cast iron plumbing and ductile iron process piping.
IMPACT ON OPERATIONS: This project will mitigate the potential for future emergency repairs to the first floor ceiling components or to the acid room floor that would likely be funded from the Operating Budget.

<u>CASH FLOW SUMMARY</u>							<u>FUNDING SOURCE(S)</u>
	<u>FY 2023</u>	<u>FY 2024</u>	<u>FY 2025</u>	<u>FY 2026</u>	<u>FY 2027</u>	<u>Total</u>	Debt (Revenue Bonds)
Annual Allocation	\$14,128	\$0	\$0	\$0	\$0	\$14,128	

Water Treatment Plant

Hydraulic Valve Replacement Program

PROJECT NUMBER: 2023-100-105-0

DSIC Eligible: No

PHASE: Not Started
PRIORITY: Regulatory Compliance, Safety, Operating Efficiency, Quality of Service, Organizational Goals, Social Impact
PROJECT DESCRIPTION: This project is retrofitting the various hydraulic valve actuators primarily in the filters to electric valve actuators.
PROJECT JUSTIFICATION: Improve operational control while modernizing the facility to better align with industry standard practices.
RISK(S): Inefficient operations resulting from an aged facility that do not align with industry standard practices.
IMPACT ON OPERATIONS: Increased system reliability and improved system management.

<u>CASH FLOW SUMMARY</u>							<u>FUNDING SOURCE(S)</u>
	<u>FY 2023</u>	<u>FY 2024</u>	<u>FY 2025</u>	<u>FY 2026</u>	<u>FY 2027</u>	<u>Total</u>	Debt (Revenue Bonds)
Annual Allocation	\$89,943	\$302,299	\$2,144,253	\$713,505	\$0	\$3,250,000	

Water Treatment Plant

Lime Slurry System Improvements

PROJECT NUMBER: 2017-322-101-7 / 12 / 13

DSIC Eligible: No

PHASE:

Design

PRIORITY:

Safety, Operating Efficiency, Quality of Service

PROJECT DESCRIPTION:

Lime slurry system capacity expansion improvements to include demolition, installation of additional tanks, chemical feed equipment, minor revisions to the existing lime slurry system, and SCADA communications equipment and SCADA interface.

PROJECT JUSTIFICATION:

Adequate lime storage is mandated by PADEP. New system will be more efficient/require less labor to operate and maintain.

RISK(S):

The extra storage for liquid lime is critical to the reliable operation of the Water Treatment Plant.

IMPACT ON OPERATIONS:

Adequate storage, increased reliability and efficiency, less housekeeping labor.

<u>CASH FLOW SUMMARY</u>							<u>FUNDING SOURCE(S)</u>
	<u>FY 2023</u>	<u>FY 2024</u>	<u>FY 2025</u>	<u>FY 2026</u>	<u>FY 2027</u>	<u>Total</u>	Debt (Revenue Bonds)
Annual Allocation	\$756,079	\$3,548,360	\$1,182,787	\$0	\$0	\$5,487,226	

Water Treatment Plant

Overhead Crane Modernization

PROJECT NUMBER: 2024-100-100-0

DSIC Eligible: No

PHASE:
Not Started

PRIORITY:
Regulatory Compliance, Safety, Operating Efficiency, Quality of Service, Organizational Goals, Social Impact

PROJECT DESCRIPTION:
Replacement and upgrade of existing cranes at Bruecken, Mission, Aspinwal, and Ross Pump Stations.

PROJECT JUSTIFICATION:
The current age of existing overhead cranes are well beyond their useful life and are in need of a replacement.

RISK(S):
Inefficient operations resulting from an aged facility that do not align with industry standard practices.

IMPACT ON OPERATIONS:
Increase operating flexibility and reliability.

<u>CASH FLOW SUMMARY</u>							<u>FUNDING SOURCE(S)</u>
	<u>FY 2023</u>	<u>FY 2024</u>	<u>FY 2025</u>	<u>FY 2026</u>	<u>FY 2027</u>	<u>Total</u>	Debt (Revenue Bonds)
Annual Allocation	\$0	\$375,000	\$440,000	\$0	\$0	\$815,000	

Water Treatment Plant

Phase 1 Sedimentation Basin Rehabilitation and Water Treatment Plant Gate Valve and 84-inch Coupling Project

PROJECT NUMBER: 2023-100-106-0

DSIC Eligible: No

PHASE:
Not Started

PRIORITY:
Regulatory Compliance, Safety, Operating Efficiency, Quality of Service, Organizational Goals, Social Impact

PROJECT DESCRIPTION:
Phase 1 of the rehabilitation of the existing sedimentation Basins as recommended by the 2019 WTP CIP (Arcadis 2019) and EPA CEP (2017). Projects including regrading around existing sedimentation Basins to mitigate stormwater infiltration, rehabilitation or replacement of existing sluice gates including drain gates, disconnect existing stormwater outfall including related permitting, repair of existing vaults. The WTP portion of the project will include replacement of various isolation valves at the plant and the encasement of an existing 84-inch diameter pipe coupling.

PROJECT JUSTIFICATION:
The sedimentation basins are the only system in the Water Treatment Plant process that is open to the environment. As such, care must be taken to prevent infiltration of contaminants via surface runoff. These repairs and valve replacements were recommended by regulating agencies. Working isolation valves are required in order to properly isolate and maintain treatment. Proactive repair/maintenance will reduce the chance of complete failure of the asset.

RISK(S):
Inability to isolate the sedimentation basins in the event of an emergency and/or uncontrolled runoff into the Basins could cause regulatory violations.

IMPACT ON OPERATIONS:
Ability for staff to quickly isolate the sedimentation basins as part of routine or emergency maintenance.

<u>CASH FLOW SUMMARY</u>							<u>FUNDING SOURCE(S)</u>
	<u>FY 2023</u>	<u>FY 2024</u>	<u>FY 2025</u>	<u>FY 2026</u>	<u>FY 2027</u>	<u>Total</u>	Debt (Revenue Bonds)
Annual Allocation	\$224,922	\$299,896	\$448,363	\$2,196,447	\$1,830,372	\$5,000,000	

Water Treatment Plant

Phase 2 Sedimentation Basin Rehabilitation Project

PROJECT NUMBER: 2026-100-100-0

DSIC Eligible: No

PHASE:
Not Started

PRIORITY:
Regulatory Compliance, Safety, Operating Efficiency, Quality of Service, Organizational Goals, Social Impact

PROJECT DESCRIPTION:
Phase 2 of this project includes cleaning the sedimentation basins, rehabilitation of weirs, intakes, and associated structures.

PROJECT JUSTIFICATION:
The sedimentation basins serve a role in secondary clarification of water after the clarifiers. This clarification combined with the fact that the basins are uncovered has led to accumulation of sediment in the basins. Secondly, structural defects in the existing concrete structure cannot be detected due to the presence of this sediment. Once the sediment is removed, each basin will be removed from service for a structural inspection and concrete repair. If moderate/major structural defects are not proactively addressed, complete failure will eventually occur and excavation will be required. Any complete failure that occurs will result in dramatically increased expenditures for repair.

RISK(S):
Possible regulatory violations due to sediment, possible failure of structure due to lack of maintenance.

IMPACT ON OPERATIONS:
Ability for staff to quickly isolate the sedimentation basins as part of routine or emergency maintenance.

<u>CASH FLOW SUMMARY</u>							<u>FUNDING SOURCE(S)</u>
	<u>FY 2023</u>	<u>FY 2024</u>	<u>FY 2025</u>	<u>FY 2026</u>	<u>FY 2027</u>	<u>Total</u>	<u>Debt (Revenue Bonds)</u>
Annual Allocation	\$0	\$0	\$0	\$562,304	\$749,739	\$1,312,043	

Water Treatment Plant

Post-Filter Chemical System Improvements

PROJECT NUMBER: 2026-100-101-0

DSIC Eligible: No

PHASE:
Not Started

PRIORITY:
Regulatory Compliance, Safety, Operating Efficiency, Quality of Service, Organizational Goals, Social Impact

PROJECT DESCRIPTION:
Construction of new building for soda ash, fluoride, and phosphoric acid system closer to the feed point providing updated equipment, storage, instrumentation, and injection points. This will result in meeting current regulatory requirements, improve chemical application, and optimize the water treatment process. Portions of this project may be combined with the Clearwell Improvements Project or Aspinwall Pump Station Project.

PROJECT JUSTIFICATION:
The improvements from this project will address the recommendations from various regulatory agencies. In addition, the lack of attention to the post-filter chemical feed systems could cause over/under dosing of chemicals leading to permit violations or the loss of a chemical system resulting in an emergency project.

RISK(S):
Potential violations of permit conditions as a result of improper dosing of chemicals or failure of a chemical system resulting in emergency action.

IMPACT ON OPERATIONS:
Optimization and flow/residual pacing of chemicals can result in reduced chemical consumption. New storage and chemical feed equipment will result in reduced maintenance costs associated with repairs on the existing pumps, maintaining storage bins and feeders. Moving soda ash closer to the point of injection will reduce issues with feeding the chemical from the other end of the plant. Improvements to SCADA system and flow/residual pacing will reduce manual adjustments to chemical feed systems.

<u>CASH FLOW SUMMARY</u>							<u>FUNDING SOURCE(S)</u>
	<u>FY 2023</u>	<u>FY 2024</u>	<u>FY 2025</u>	<u>FY 2026</u>	<u>FY 2027</u>	<u>Total</u>	Debt (Revenue Bonds)
Annual Allocation	\$0	\$0	\$0	\$607,288	\$809,718	\$1,417,006	

Water Treatment Plant

Powdered Activated Carbon System Improvements

PROJECT NUMBER: 2017-322-101-2/ 3

DSIC Eligible: No

PHASE:
Construction

PRIORITY:
Regulatory Compliance, Safety, Operating Efficiency, Quality of Service,

PROJECT DESCRIPTION:
Powdered Activated Carbon System Improvements are to include the replacement of a carbon premix tank and existing carbon slurry pumping and dosing pipework.

PROJECT JUSTIFICATION:
Components of the chemical treatment systems can no longer be operated in an effective and reliable manner to meet water quality requirements. The storage and pumping systems associated with these chemicals have reached the end of their useful life and are susceptible to failures.

RISK(S):
Inefficient operation of chemical systems results in increased operating costs, including chemical consumption, labor, solids generation and disposal, and wear on equipment.

IMPACT ON OPERATIONS:
Increased operating efficiency, flexibility, reliability, and life expectancy and improved safety conditions.

<u>CASH FLOW SUMMARY</u>							<u>FUNDING SOURCE(S)</u>
	<u>FY 2023</u>	<u>FY 2024</u>	<u>FY 2025</u>	<u>FY 2026</u>	<u>FY 2027</u>	<u>Total</u>	Debt (Revenue Bonds)
Annual Allocation	\$40,589	\$0	\$0	\$0	\$0	\$40,589	

Water Treatment Plant

Ross Pump Station

PROJECT NUMBER: 2018-323-101-0

DSIC Eligible: No

PHASE:

Design

PRIORITY:

Regulatory, Operating Efficiency, Quality of Service

PROJECT DESCRIPTION:

Replacement of aged pump and valve equipment, meters, SCADA, electrical equipment, HVAC, auxiliary systems, as well as the rehabilitation of the building architectural and energy management systems.

PROJECT JUSTIFICATION:

Pump station is in need of rehabilitation. Pumps and ancillary systems are beyond their design life.

RISK(S):

Exposes the Authority to higher capital costs to address emergency failures, and exposes customers to a potentially deficient water supply.

IMPACT ON OPERATIONS:

Increased operating efficiency, flexibility, reliability, life expectancy, and improved safety conditions for staff.

<u>CASH FLOW SUMMARY</u>							<u>FUNDING SOURCE(S)</u>
	<u>FY 2023</u>	<u>FY 2024</u>	<u>FY 2025</u>	<u>FY 2026</u>	<u>FY 2027</u>	<u>Total</u>	
Annual Allocation	\$0	\$1,249,655	\$2,499,310	\$1,299,310	\$13,232,110	\$18,280,385	Debt (Revenue Bonds)

Water Treatment Plant

Sludge Chamber Pump Project

PROJECT NUMBER: 2021-322-102-0

DSIC Eligible: No

PHASE: Design
PRIORITY: Regulatory Compliance, Operating Efficiency, Quality of Service
PROJECT DESCRIPTION: Replacement of existing Sludge Pump and related components to the sludge chamber.
PROJECT JUSTIFICATION: The submersible pumps are not operational because they are not capable of handling the type of sludge coming from the clarifier drainage. The pump system needs to be designed to ensure the proper pump size and selection suitable for sludge handling is utilized.
RISK(S): Inefficient operations resulting from an aged facility that do not align with industry standard practices.
IMPACT ON OPERATIONS: Increased operating efficiency, flexibility, reliability, and life expectancy,.

<u>CASH FLOW SUMMARY</u>							<u>FUNDING SOURCE(S)</u>
	<u>FY 2023</u>	<u>FY 2024</u>	<u>FY 2025</u>	<u>FY 2026</u>	<u>FY 2027</u>	<u>Total</u>	Debt (Revenue Bonds)
Annual Allocation	\$386,722	\$869,343	\$0	\$0	\$0	\$1,256,065	

Water Treatment Plant

Water Treatment Plant Filter Backwash System Improvements

PROJECT NUMBER: 2023-100-107-0

DSIC Eligible: No

PHASE: Not Started
PRIORITY: Regulatory Compliance, Safety, Operating Efficiency, Quality of Service, Organizational Goals, Social Impact
PROJECT DESCRIPTION: Improvements to filter backwash system to increase capacity and provide greater high backwash flow rates and addressing issues.
PROJECT JUSTIFICATION: The backwash system cannot attain high wash flow rates recommended by regulators, which may be impacting filter performance/backwash frequency. In addition, the backwash system has areas that can be improved to help with operations including resolving pump vibration and shutdown issues at low flow rates.
RISK(S): Potential noncompliance with permitted design of filter system and water quality issues.
IMPACT ON OPERATIONS: Improved operating efficiency.

<u>CASH FLOW SUMMARY</u>							<u>FUNDING SOURCE(S)</u>
	<u>FY 2023</u>	<u>FY 2024</u>	<u>FY 2025</u>	<u>FY 2026</u>	<u>FY 2027</u>	<u>Total</u>	Debt (Revenue Bonds)
Annual Allocation	\$740,054	\$883,290	\$2,996,022	\$8,880,634	\$0	\$13,500,000	

Water Treatment Plant

Water Treatment Plant Filter Building Roof

PROJECT NUMBER: 2024-100-101-0

DSIC Eligible: No

PHASE:
Not Started

PRIORITY:
Regulatory Compliance, Safety, Operating Efficiency, Quality of Service, Organizational Goals, Social Impact

PROJECT DESCRIPTION:
Roof and parapet flashing replacement at the Water Treatment Plant filter building.

PROJECT JUSTIFICATION:
The existing roof is aged and in need of replacement.

RISK(S):
Continued deterioration of the roof could result in a emergency replacement.

IMPACT ON OPERATIONS:
Decrease in yearly maintenance for the existing roof.

<u>CASH FLOW SUMMARY</u>							<u>FUNDING SOURCE(S)</u>
	<u>FY 2023</u>	<u>FY 2024</u>	<u>FY 2025</u>	<u>FY 2026</u>	<u>FY 2027</u>	<u>Total</u>	Debt (Revenue Bonds)
Annual Allocation	\$0	\$3,500,000	\$0	\$0	\$0	\$3,500,000	

Water Treatment Plant

Water Treatment Plant HVAC Improvements

PROJECT NUMBER: 2024-100-102-0

DSIC Eligible: No

PHASE: Not Started
PRIORITY: Regulatory Compliance, Safety, Operating Efficiency, Quality of Service, Organizational Goals, Social Impact
PROJECT DESCRIPTION: Improvements to aged HVAC systems at the Water Treatment Plant.
PROJECT JUSTIFICATION: The HVAC systems at the Water Treatment Plant are at risk for failure due to its age.
RISK(S): Failure of HVAC systems.
IMPACT ON OPERATIONS: Reduction in future maintenance costs associated with aging equipment and multiple HVAC units.

<u>CASH FLOW SUMMARY</u>							<u>FUNDING SOURCE(S)</u>
	<u>FY 2023</u>	<u>FY 2024</u>	<u>FY 2025</u>	<u>FY 2026</u>	<u>FY 2027</u>	<u>Total</u>	Debt (Revenue Bonds)
Annual Allocation	\$0	\$163,333	\$358,333	\$858,333	\$0	\$1,379,999	

Water Treatment Plant

Water Treatment Plant NPDES Permit Autosamplers and Flow Meters

PROJECT NUMBER: 2023-100-108-0

DSIC Eligible: No

PHASE: Not Started
PRIORITY: Regulatory Compliance, Safety, Operating Efficiency, Quality of Service, Organizational Goals, Social Impact
PROJECT DESCRIPTION: Purchase and installation of autosamplers to improve the ability of DEP required sampling.
PROJECT JUSTIFICATION: This project is necessary to ensure that all of the required DEP sampling gets performed in a safe and efficient manner.
RISK(S): The risks with not completing or delaying this project would be potentially missing sampling deadlines for DEP required sampling.
IMPACT ON OPERATIONS: Improved operating efficiency.

<u>CASH FLOW SUMMARY</u>							<u>FUNDING SOURCE(S)</u>
	<u>FY 2023</u>	<u>FY 2024</u>	<u>FY 2025</u>	<u>FY 2026</u>	<u>FY 2027</u>	<u>Total</u>	Cash (Rates)
Annual Allocation	\$164,400	\$124,500	\$0	\$0	\$0	\$288,900	

Water Treatment Plant

Water Treatment Plant Rail Siding Improvements

PROJECT NUMBER: 2023-100-109-0

DSIC Eligible: No

PHASE: Not Started
PRIORITY: Regulatory Compliance, Safety, Operating Efficiency, Quality of Service, Organizational Goals, Social Impact
PROJECT DESCRIPTION: Replacement of failed railroad ties, missing aggregate, and switch/track/stop repairs or removal for the rail siding at Aspinwall Pump Station.
PROJECT JUSTIFICATION: Rail siding is required to maintain an alternate means of chemical delivery to Aspinwall Pump Station. This project will allow for the annual replacement of rail siding in order to meet rail standards.
RISK(S): Failure to pass rail inspection and loss of alternate chemical delivery means.
IMPACT ON OPERATIONS: Improved operating efficiency.

<u>CASH FLOW SUMMARY</u>							<u>FUNDING SOURCE(S)</u>
	<u>FY 2023</u>	<u>FY 2024</u>	<u>FY 2025</u>	<u>FY 2026</u>	<u>FY 2027</u>	<u>Total</u>	Debt (Revenue Bonds)
Annual Allocation	\$800,000	\$300,000	\$300,000	\$300,000	\$300,000	\$2,000,000	

Water Treatment Plant

WTP Sodium Hypochlorite Tank Emergency Replacement

PROJECT NUMBER: 2022-322-101-0

DSIC Eligible: No

PHASE: Construction
PRIORITY: Regulatory Compliance, Safety, Quality of Service
PROJECT DESCRIPTION: The project includes the replacement of three Sodium Hypochlorite storage tanks.
PROJECT JUSTIFICATION: This is an urgent project to maintain adequate treatment capabilities.
RISK(S): The project includes the emergency replacement of three Sodium Hypochlorite storage tanks. There are four existing storage tanks. Two of the storage tanks will be removed from service in 2022 due to leakage and the age of the other two is such that they are at the end of their useful life. They will be replaced with three new tanks in kind to maintain the required storage capacity.
IMPACT ON OPERATIONS: Maintain adequate treatment capabilities.

<u>CASH FLOW SUMMARY</u>							<u>FUNDING SOURCE(S)</u>
	<u>FY 2023</u>	<u>FY 2024</u>	<u>FY 2025</u>	<u>FY 2026</u>	<u>FY 2027</u>	<u>Total</u>	
Annual Allocation	\$150,000	\$0	\$0	\$0	\$0	\$150,000	Debt (Revenue Bonds)

Water Treatment Plant

Water Treatment Plant Contingency

PROJECT NUMBER: 2023-100-110-0

DSIC Eligible: No

PHASE: Not Applicable
PRIORITY: Not Applicable
PROJECT DESCRIPTION: Water Treatment Plant contingency pass-through project.
PROJECT JUSTIFICATION: Improved efficiency of capital improvement plan fund management.
RISK(S): No identified risks.
IMPACT ON OPERATIONS: Improved efficiency of capital improvement plan management.

<u>CASH FLOW SUMMARY</u>							<u>FUNDING SOURCE(S)</u>
	<u>FY 2023</u>	<u>FY 2024</u>	<u>FY 2025</u>	<u>FY 2026</u>	<u>FY 2027</u>	<u>Total</u>	Debt (Revenue Bonds)
Annual Allocation	\$0	\$0	\$0	\$0	\$0	\$0	



Water Pumping and Storage



Water Pumping and Storage

Aspinwall Pump Station Improvements

PROJECT NUMBER: 2017-323-104-0

DSIC Eligible: No

PHASE:
Construction – Project Close

PRIORITY:
Regulatory Compliance, Safety Operating Efficiency, Quality of Service,

PROJECT DESCRIPTION:
Replacement of aged pump and valve equipment, electrical equipment, HVAC, auxiliary systems, and rehabilitation of the building architectural and energy management systems at the Bruecken and Aspinwall Pump Stations or replacement with a single high service pump station at the Water Treatment Plant.

PROJECT JUSTIFICATION:
The pump Station is in need of renovations and upgrades to maintain service, restore a 20 to 25 year useful life expectancy, and to provide safer conditions for staff. Additionally, installation of variable frequency drives will reduce water pressure surges during start-up, and allow the pumps to operate over a wide range of flow, allow the pumps to operate while the clearwell is being replaced. Alternately, a new high service pump station to replace the existing pump stations is also being investigated.

RISK(S):
Exposes the Authority to higher capital costs to address emergency failures and customers to a potentially deficient water supply.

IMPACT ON OPERATIONS:
Increased operating efficiency, flexibility, and reliability and improved safety conditions for staff.

<u>CASH FLOW SUMMARY</u>							<u>FUNDING SOURCE(S)</u>
	<u>FY 2023</u>	<u>FY 2024</u>	<u>FY 2025</u>	<u>FY 2026</u>	<u>FY 2027</u>	<u>Total</u>	
Annual Allocation	\$4,748,966	\$15,197,172	\$15,197,170	\$15,227,974	\$2,548,263	\$52,919,545	WIFIA/PENN VEST

Water Pumping and Storage

Aspinwall Pump Station to Lanpher Reservoir Rising Main

PROJECT NUMBER: 2018-323-100-0

DSIC Eligible: No

PHASE:

Design – Project Close

PRIORITY:

Regulatory Compliance, Safety, Operating Efficiency, Quality of Service,

PROJECT DESCRIPTION:

Construction of a new, redundant rising main from Aspinwall Pump Station to Lanpher Reservoir.

PROJECT JUSTIFICATION:

The existing 60" rising main that supplies the Lanpher Reservoir is a 150 year old riveted steel pipe, has several tap connections to critical and bulk customers, and has experienced recent pipe failures. The proposed rising main would serve as a primary supply source for the Lanpher Reservoir during the Clearwell Replacement Project and a redundant supply line in case of a failure or planned cleaning and rehabilitation of the existing 60" supply main.

RISK(S):

Failure of the rising main could impact up to half of PWSA's customers.

IMPACT ON OPERATIONS:

Increased operating flexibility and reliability.

<u>CASH FLOW SUMMARY</u>							<u>FUNDING SOURCE(S)</u>
	<u>FY 2023</u>	<u>FY 2024</u>	<u>FY 2025</u>	<u>FY 2026</u>	<u>FY 2027</u>	<u>Total</u>	
Annual Allocation	\$2,147,167	\$29,622,031	\$44,331,727	\$44,331,727	\$14,777,241	\$135,209,893	WIFIA/PENN VEST

Water Pumping and Storage

Aspinwall WTP Chemical Unloading Area Improvements and Underground Storage Tank Removal and Replacement

PROJECT NUMBER: 2022-322-100-0

DSIC Eligible: No

PHASE:
Design – Project Close

PRIORITY:
Regulatory Compliance, Safety, Operating Efficiency, Quality of Service

PROJECT DESCRIPTION:
Design and construction of secondary spill containment around railcar and truck chemical unloading areas. A nearby tunnel underdrain must also be disconnected from the combined sewers, and will be completed as part of the work in the area.

PROJECT JUSTIFICATION:
Required as part of PADEP regulatory recommendations.

RISK(S):
Not completing the work could lead to future environmental incidents and potential violations from regulatory agencies due to chemical spills.

IMPACT ON OPERATIONS:
Increased flexibility and reliability, system compliance, and improved environmental conditions.

<u>CASH FLOW SUMMARY</u>							<u>FUNDING SOURCE(S)</u>
	<u>FY 2023</u>	<u>FY 2024</u>	<u>FY 2025</u>	<u>FY 2026</u>	<u>FY 2027</u>	<u>Total</u>	
Annual Allocation	\$1,352,161	\$0	\$0	\$0	\$0	\$1,352,161	Debt (Revenue Bonds)

Water Pumping and Storage

Bruecken Pump Station Concealed Gutters

PROJECT NUMBER: 2024-300-100-0

DSIC Eligible: No

PHASE:
Planning – Project Close

PRIORITY:
Regulatory Compliance, Safety, Operating Efficiency, Quality of Service, Organizational Goals, Social Impact

PROJECT DESCRIPTION:
Concealed gutter replacement and related improvements at Bruecken Pump Station.

PROJECT JUSTIFICATION:
The existing concealed gutters backup with water and can cause leakage inside of the building.

RISK(S):
Continued leaks will eventually damage roof substrate and interior and exterior masonry.

IMPACT ON OPERATIONS:
Reduced service repair needs and improved efficiency of operations.

<u>CASH FLOW SUMMARY</u>							<u>FUNDING SOURCE(S)</u>
	<u>FY 2023</u>	<u>FY 2024</u>	<u>FY 2025</u>	<u>FY 2026</u>	<u>FY 2027</u>	<u>Total</u>	
Annual Allocation	\$0	\$175,000	\$0	\$0	\$0	\$175,000	Debt (Revenue Bonds)

Water Pumping and Storage

Bruecken Pump Station Improvements

PROJECT NUMBER: 2017-323-106-0

DSIC Eligible: No

PHASE:
Construction – Project Close

PRIORITY:
Regulatory Compliance, Safety, Operating Efficiency, Quality of Service

PROJECT DESCRIPTION:
Replacement of aged pump and valve equipment, electrical equipment, HVAC, auxiliary systems, and rehabilitation of the building architectural and energy management systems.

PROJECT JUSTIFICATION:
The pump station was constructed in 1931. The pump station is in need of renovations and upgrades to maintain service, restore a 20 to 25 year useful life expectancy, and to provide safer conditions for staff. Additionally, installation of variable frequency drives will reduce water pressure surges during start-up, allow the pumps to operate more efficiently over a wide range of flow demands, and will reduce the required size of the new Clearwell.

RISK(S):
Exposes PWSA to higher capital costs to address emergency facility failures and its customers to a potentially deficient water supply.

IMPACT ON OPERATIONS:
Increased operating efficiency, flexibility, reliability, and improved safety conditions for staff.

<u>CASH FLOW SUMMARY</u>							<u>FUNDING SOURCE(S)</u>
	<u>FY 2023</u>	<u>FY 2024</u>	<u>FY 2025</u>	<u>FY 2026</u>	<u>FY 2027</u>	<u>Total</u>	
Annual Allocation	\$8,653,054	\$30,991,126	\$30,991,126	\$31,037,546	\$5,188,398	\$106,861,250	WIFIA/PENN VEST

Water Pumping and Storage

Chlorine Booster Station Improvements

PROJECT NUMBER: 2019-323-101-0

DSIC Eligible: No

PHASE:
Design – Project Close

PRIORITY:
Regulatory Compliance, Safety, Operating Efficiency, Quality of Service

PROJECT DESCRIPTION:
Replacement of existing chlorine injection facilities at reservoirs and tanks for chlorine residual.

PROJECT JUSTIFICATION:
PWSA boosts chlorine residual at a majority of its storage facilities. Recent changes to PADEP regulations require an increase in minimum chlorine residual levels in the distribution system. All chlorine booster facilities need to be upgraded in order to meet these requirements.

RISK(S):
Exposes the Authority's customers to poor water quality.

IMPACT ON OPERATIONS:
Increased flexibility and reliability, system compliance, and improved safety conditions for staff.

<u>CASH FLOW SUMMARY</u>							<u>FUNDING SOURCE(S)</u>
	<u>FY 2023</u>	<u>FY 2024</u>	<u>FY 2025</u>	<u>FY 2026</u>	<u>FY 2027</u>	<u>Total</u>	Debt (Revenue Bonds)
Annual Allocation	\$311,269	\$6,436,148	\$7,007,549	\$583,962	\$0	\$14,338,928	

Water Pumping and Storage

Disinfection By-Products Mitigation

PROJECT NUMBER: 2020-323-101-0

DSIC Eligible: No

PHASE:

Design – Project Close

PRIORITY:

Regulatory Compliance, Safety, Operating Efficiency, Quality of Service

PROJECT DESCRIPTION:

Replacement of existing trihalomethane (THM) removal systems at Allentown tanks, Squirrel Hill tank, and Brashears tanks.

PROJECT JUSTIFICATION:

Repair of the existing system to improve the level of service provided to customers.

RISK(S):

Delaying the replacement of the existing systems will result in increased downtime of the existing systems that need to be repaired. This will lead to possible regulatory violations for exceeding THM levels.

IMPACT ON OPERATIONS:

Decrease in yearly maintenance for the existing system.

<u>CASH FLOW SUMMARY</u>							<u>FUNDING SOURCE(S)</u>
	<u>FY 2023</u>	<u>FY 2024</u>	<u>FY 2025</u>	<u>FY 2026</u>	<u>FY 2027</u>	<u>Total</u>	
Annual Allocation	\$5,183,171	\$1,426,705	\$0	\$0	\$0	\$6,609,876	Debt (Revenue Bonds)

Water Pumping and Storage

Garfield Tank Improvements

PROJECT NUMBER: 2024-300-101-0

DSIC Eligible: No

PHASE:
Not Started – Project Close

PRIORITY:
Regulatory Compliance, Safety, Operating Efficiency, Quality of Service, Organizational Goals, Social Impact

PROJECT DESCRIPTION:
Rehabilitation or replacement of the existing tank. Increase of tank capacity may be necessary.

PROJECT JUSTIFICATION:
The Garfield Elevated Storage Tank was constructed in 1959 and last rehabilitated in 1992. The existing tank does not have sufficient capacity to meet PADEP's requirements for sizing, which states that a tank must have sufficient capacity to meet average day demand plus fire flow demand. This project will provide adequate storage through system redundancy to meet the pressure district's demand and fire flow conditions.

RISK(S):
Exposes PWSA customers to poor water quality from coating problems or a potentially deficient water supply.

IMPACT ON OPERATIONS:
Increased flexibility and reliability, system compliance, and improved safety conditions for staff.

<u>CASH FLOW SUMMARY</u>							<u>FUNDING SOURCE(S)</u>
	<u>FY 2023</u>	<u>FY 2024</u>	<u>FY 2025</u>	<u>FY 2026</u>	<u>FY 2027</u>	<u>Total</u>	Debt (Revenue Bonds)
Annual Allocation	\$0	\$122,198	\$244,397	\$314,224	\$2,246,121	\$2,926,940	

Water Pumping and Storage

Herron Hill Pump Station Improvements

PROJECT NUMBER: 2023-300-100-0

DSIC Eligible: No

PHASE:
Not Started – Project Close

PRIORITY:
Regulatory Compliance, Safety, Operating Efficiency, Quality of Service, Organizational Goals, Social Impact

PROJECT DESCRIPTION:
Replacement of aged pump and valve equipment, electrical equipment, HVAC, auxiliary systems, and rehabilitation of the building architectural and energy management systems as prioritized by the recommended Finished Water Pump Stations Condition Assessment Project.

PROJECT JUSTIFICATION:
The pump station was originally constructed in the late 1890's. The pump station is in need of renovations and upgrades to maintain service, restore a 20 to 25 year useful life expectancy, and to provide safer conditions for staff.

RISK(S):
Lack of facility planning exposes PWSA to higher capital costs to address emergency failures and customers to a potentially deficient water supply.

IMPACT ON OPERATIONS:
Increased operating efficiency, flexibility, and reliability and improved safety conditions for staff.

<u>CASH FLOW SUMMARY</u>							<u>FUNDING SOURCE(S)</u>
	<u>FY 2023</u>	<u>FY 2024</u>	<u>FY 2025</u>	<u>FY 2026</u>	<u>FY 2027</u>	<u>Total</u>	
Annual Allocation	\$409,195	\$818,391	\$496,552	\$12,275,862	\$0	\$14,000,000	Debt (Revenue Bonds)

Water Pumping and Storage

Herron Hill Reservoir Improvements

PROJECT NUMBER: 2019-323-100-0

DSIC Eligible: No

PHASE:
Construction – Project Close

PRIORITY:
Regulatory Compliance, Safety, Operating Efficiency, Quality of Service

PROJECT DESCRIPTION:
Replacement of existing reservoir liner and cover and associated reservoir rehabilitation. Replacement of existing chlorine injection system. Project close-out phase in 2023.

PROJECT JUSTIFICATION:
The existing cover has reached the end of its useful life and must be replaced. Existing chlorine feed systems are beyond their useful life and must be replaced.

RISK(S):
Exposes the Authority's customers to poor water quality from reservoir failure and inadequate booster disinfection.

IMPACT ON OPERATIONS:
Increased flexibility and reliability, system compliance, and improved safety conditions for staff.

<u>CASH FLOW SUMMARY</u>							<u>FUNDING SOURCE(S)</u>
	<u>FY 2023</u>	<u>FY 2024</u>	<u>FY 2025</u>	<u>FY 2026</u>	<u>FY 2027</u>	<u>Total</u>	Debt (Revenue Bonds)
Annual Allocation	\$198,631	\$0	\$0	\$0	\$0	\$198,631	

Water Pumping and Storage

Herron Hill Reservoir Improvements - Sodium Hypochlorite Building

PROJECT NUMBER: 2019-323-100-1 / 2 / 3 / 4

DSIC Eligible: No

PHASE: Construction – Project Close
PRIORITY: Regulatory Compliance, Safety, Operating Efficiency, Quality of Service
PROJECT DESCRIPTION: Replacement of existing chlorine injection system.
PROJECT JUSTIFICATION: Existing chlorine feed systems are beyond their useful life and must be replaced.
RISK(S): Exposes the Authority's customers to poor water quality and possible PADEP violations due to inadequate booster disinfection.
IMPACT ON OPERATIONS: Increased flexibility and reliability, system compliance, and improved safety conditions for staff.

<u>CASH FLOW SUMMARY</u>							<u>FUNDING SOURCE(S)</u>
	<u>FY 2023</u>	<u>FY 2024</u>	<u>FY 2025</u>	<u>FY 2026</u>	<u>FY 2027</u>	<u>Total</u>	
Annual Allocation	\$828,429	\$0	\$0	\$0	\$0	\$828,429	Debt (Revenue Bonds)

Water Pumping and Storage

Herron Hill Tank Pump Station Improvements

PROJECT NUMBER: 2024-300-102-0

DSIC Eligible: No

PHASE:
Not Started – Project Close

PRIORITY:
Regulatory Compliance, Safety, Operating Efficiency, Quality of Service, Organizational Goals, Social Impact

PROJECT DESCRIPTION:
Replacement of aged pump and valve equipment, electrical equipment, HVAC, auxiliary systems, and rehabilitation of the building architectural and energy management systems as prioritized by the recommended Finished Water Pump Stations Condition Assessment Project.

PROJECT JUSTIFICATION:
The pump station is in need of renovations and upgrades to maintain service, restore a 20 to 25 year useful life expectancy, and to provide safer conditions for staff.

RISK(S):
Lack of facility planning exposes PWSA to higher capital costs to address emergency failures and customers to a potentially deficient water supply.

IMPACT ON OPERATIONS:
Increased operating efficiency, flexibility, and reliability and improved safety conditions for staff.

<u>CASH FLOW SUMMARY</u>							<u>FUNDING SOURCE(S)</u>
	<u>FY 2023</u>	<u>FY 2024</u>	<u>FY 2025</u>	<u>FY 2026</u>	<u>FY 2027</u>	<u>Total</u>	
Annual Allocation	\$0	\$164,077	\$195,529	\$1,320,197	\$1,320,197	\$3,000,000	Debt (Revenue Bonds)

Water Pumping and Storage

Highland 1 Reservoir Liner

PROJECT NUMBER: 2026-300-100-0

DSIC Eligible: No

PHASE:
Not Started – Project Close

PRIORITY:
Regulatory Compliance, Safety, Operating Efficiency, Quality of Service, Organizational Goals, Social Impact

PROJECT DESCRIPTION:
Replacement of existing Highland 1 Reservoir liner.

PROJECT JUSTIFICATION:
The reservoir liner is past it's useful design life and is in need of replacement.

RISK(S):
Failure to replace the liner could result an emergency repairs or replacement.

IMPACT ON OPERATIONS:
Increased operating efficiency, flexibility, reliability, and life expectancy,.

<u>CASH FLOW SUMMARY</u>							<u>FUNDING SOURCE(S)</u>
	<u>FY 2023</u>	<u>FY 2024</u>	<u>FY 2025</u>	<u>FY 2026</u>	<u>FY 2027</u>	<u>Total</u>	
Annual Allocation	\$0	\$0	\$0	\$704,981	\$0	\$704,981	Debt (Revenue Bonds)

Water Pumping and Storage

Highland No. 2 Reservoir Liner and Cover Replacements

PROJECT NUMBER: 2019-323-102-0 / 1

DSIC Eligible: No

PHASE:
Construction – Project Close

PRIORITY:
Regulatory Compliance, Safety, Operating Efficiency, Quality of Service

PROJECT DESCRIPTION:
Replacement of existing reservoir liner and cover and associated reservoir rehabilitation. Replacement of existing chlorine injection system and an upgrade of the reservoir outlet structure.

PROJECT JUSTIFICATION:
The Highland No. 2 Reservoir will be used as a temporary Clearwell while the new Clearwell is being constructed. Existing chlorine feed facilities must be upgraded to meet PADEP regulatory requirements for distribution chlorine residual. Existing reservoir outlet structure must be upgraded to accommodate new Highland Reservoir Pump Station.

RISK(S):
Exposes PWSA customers to poor water quality from reservoir failure and inadequate booster disinfection.

IMPACT ON OPERATIONS:
Increased flexibility and reliability, system compliance, and improved safety conditions for staff.

<u>CASH FLOW SUMMARY</u>							<u>FUNDING SOURCE(S)</u>
	<u>FY 2023</u>	<u>FY 2024</u>	<u>FY 2025</u>	<u>FY 2026</u>	<u>FY 2027</u>	<u>Total</u>	
Annual Allocation	\$2,122,235	\$6,515,355	\$4,072,096	\$0	\$0	\$12,709,686	WIFIA/Debt (Revenue Bonds)

Water Pumping and Storage

Highland Reservoir Pump Station and Rising Main

PROJECT NUMBER: 2017-323-101-0/ 5

DSIC Eligible: No

PHASE:

Design – Project Close

PRIORITY:

Regulatory Compliance, Safety, Operating Efficiency, Quality of Service

PROJECT DESCRIPTION:

Construction of a new finished water pump station and transmission main to supply water to the Highland No. 1 Service Area from Highland No. 2 Reservoir.

PROJECT JUSTIFICATION:

All water supply for the Highland No. 1 Service Area currently flows through the Highland No. 1 Reservoir and the MFP. There is no other source water supply for the Highland No. 1 Service Area. In addition to providing alternate supply, this project is to temporarily provide finished water that meets the chlorine disinfection rules to the Highland No. 1 Service Area during the Clearwell Replacement Project. Additionally, this new facility could also be designed to service the Garfield pressure district, thus eliminating the rehabilitation of the Highland Pump Station.

RISK(S):

Failure of the two rising mains (No. 1 or No. 2), MFP, or Bruecken Pump Station would result in significant service disruption.

IMPACT ON OPERATIONS:

Increased operation and maintenance labor and expenses. Increased operating flexibility in the future.

<u>CASH FLOW SUMMARY</u>							<u>FUNDING SOURCE(S)</u>
	<u>FY 2023</u>	<u>FY 2024</u>	<u>FY 2025</u>	<u>FY 2026</u>	<u>FY 2027</u>	<u>Total</u>	Debt (Revenue Bonds)
Annual Allocation	\$23,789,287	\$14,537,145	\$8,983,410	\$0	\$0	\$47,309,842	

Water Pumping and Storage

Howard Pump Station Improvements

PROJECT NUMBER: 2025-300-100-0

DSIC Eligible: No

PHASE:
Not Started – Project Close

PRIORITY:
Regulatory Compliance, Safety, Operating Efficiency, Quality of Service, Organizational Goals, Social Impact

PROJECT DESCRIPTION:
Replacement of aged pump and valve equipment, electrical equipment, HVAC, auxiliary systems, and rehabilitation of the building architectural and energy management systems as prioritized by the recommended Finished Water Pump Stations Condition Assessment Project.

PROJECT JUSTIFICATION:
The pump station was originally constructed between 1900 and 1904. The pump station is in need of renovations and upgrades to maintain service, restore a 20 to 25 year useful life expectancy, and to provide safer conditions for the staff.

RISK(S):
Lack of facility planning exposes the Authority to higher capital costs to address emergency failures and its customers to a potentially deficient water supply.

IMPACT ON OPERATIONS:
Increased operating efficiency, flexibility, and reliability and improved safety conditions for staff.

<u>CASH FLOW SUMMARY</u>							<u>FUNDING SOURCE(S)</u>
	<u>FY 2023</u>	<u>FY 2024</u>	<u>FY 2025</u>	<u>FY 2026</u>	<u>FY 2027</u>	<u>Total</u>	
Annual Allocation	\$0	\$0	\$577,267	\$1,154,534	\$694,764	\$2,426,565	Debt (Revenue Bonds)

Water Pumping and Storage

Inline Pump Station (Coral and Pacific) Improvements

PROJECT NUMBER: 2024-300-103-0

DSIC Eligible: No

PHASE:
Not Started – Project Close

PRIORITY:
Regulatory Compliance, Safety, Operating Efficiency, Quality of Service, Organizational Goals, Social Impact

PROJECT DESCRIPTION:
Replacement of aged pump and valve equipment, electrical equipment, HVAC, auxiliary systems, and rehabilitation of the building architectural and energy management systems as prioritized by the recommended Finished Water Pump Stations Condition Assessment Project.

PROJECT JUSTIFICATION:
The pump station is in need of renovations and upgrades to maintain service, restore a 20 to 25 year useful life expectancy, and to provide safer conditions for staff.

RISK(S):
Lack of facility planning exposes the Authority to higher capital costs to address emergency failures and its customers to a potentially deficient water supply.

IMPACT ON OPERATIONS:
Increased operating efficiency, flexibility, reliability, and improved safety conditions for staff.

<u>CASH FLOW SUMMARY</u>							<u>FUNDING SOURCE(S)</u>
	<u>FY 2023</u>	<u>FY 2024</u>	<u>FY 2025</u>	<u>FY 2026</u>	<u>FY 2027</u>	<u>Total</u>	
Annual Allocation	\$0	\$32,980	\$39,434	\$264,368	\$263,218	\$600,000	Debt (Revenue Bonds)

Water Pumping and Storage

Lanpher Reservoir Improvements

PROJECT NUMBER: 2017-323-105-0 / 1 / 2 / 3

DSIC Eligible: No

PHASE:
Construction – Project Close

PRIORITY:
Regulatory Compliance, Safety, Operating Efficiency, Quality of Service

PROJECT DESCRIPTION:
Replacement of existing reservoir liner and cover and associated reservoir rehabilitation. Replacement of existing chlorine injection system.

PROJECT JUSTIFICATION:
The existing cover failed and had to be replaced on an emergency basis as part of the PADEP October 2017 Administrative Order. Existing chlorine feed systems are beyond their useful life and must be replaced.

RISK(S):
Exposes the Authority's customers to poor water quality from reservoir failure and inadequate booster disinfection.

IMPACT ON OPERATIONS:
Increased flexibility and reliability, system compliance, and improved safety conditions for staff.

<u>CASH FLOW SUMMARY</u>							<u>FUNDING SOURCE(S)</u>
	<u>FY 2023</u>	<u>FY 2024</u>	<u>FY 2025</u>	<u>FY 2026</u>	<u>FY 2027</u>	<u>Total</u>	Debt (Revenue Bonds)
Annual Allocation	\$2,778,963	\$6,370,326	\$3,716,024	\$0	\$0	\$12,865,313	

Water Pumping and Storage

Lincoln Pump Station Improvements

PROJECT NUMBER: 2023-300-101-0

DSIC Eligible: No

PHASE:
Planning – Project Close

PRIORITY:
Regulatory Compliance, Safety, Operating Efficiency, Quality of Service, Organizational Goals, Social Impact

PROJECT DESCRIPTION:
Replacement of aged pump and valve equipment, electrical equipment, HVAC, and auxiliary systems, and rehabilitation of the building architectural and energy management systems as prioritized by the recommended Finished Water Pump Stations Condition Assessment Project.

PROJECT JUSTIFICATION:
The pump station was originally constructed in 1952. The pump station is in need of renovations and upgrades to maintain service, restore a 20 to 25 year useful life expectancy, and to provide safer conditions for staff.

RISK(S):
Lack of facility planning exposes the Authority to higher capital costs to address emergency failures and customers to a potentially deficient water supply.

IMPACT ON OPERATIONS:
Increased operating efficiency, flexibility, and reliability and improved safety conditions for staff.

<u>CASH FLOW SUMMARY</u>							<u>FUNDING SOURCE(S)</u>
	<u>FY 2023</u>	<u>FY 2024</u>	<u>FY 2025</u>	<u>FY 2026</u>	<u>FY 2027</u>	<u>Total</u>	
Annual Allocation	\$288,633	\$288,633	\$1,258,748	\$2,109,323	\$1,054,663	\$5,000,000	Debt (Revenue Bonds)

Water Pumping and Storage

Lincoln Pump Station: Bypass Pump Station Project

PROJECT NUMBER: 2020-323-100-0/ 1/ 2

DSIC Eligible: No

PHASE:
Construction – Project Close

PRIORITY:
Safety, Operating Efficiency, Quality of Service

PROJECT DESCRIPTION:
Construction of a temporary bypass pump station that will be used at the Lincoln Pump Station and Saline Pump Station. This pump station will allow for the existing pump station to be taken off line completely for rehabilitation.

PROJECT JUSTIFICATION:
Repair of existing pump station while trying to keep it online increases the cost and construction time. This is a cost effective way to provide temporary pumping.

RISK(S):
Delaying the construction of this pump station will delay the renewal of existing pump stations that are in need of upgrades.

IMPACT ON OPERATIONS:
Decrease in yearly maintenance for the existing system.

<u>CASH FLOW SUMMARY</u>							<u>FUNDING SOURCE(S)</u>
	<u>FY 2023</u>	<u>FY 2024</u>	<u>FY 2025</u>	<u>FY 2026</u>	<u>FY 2027</u>	<u>Total</u>	Debt (Revenue Bonds)
Annual Allocation	\$2,155,907	\$2,164,264	\$0	\$0	\$0	\$4,320,171	

Water Pumping and Storage

Lincoln Tank Improvements

PROJECT NUMBER: 2023-300-102-0

DSIC Eligible: No

PHASE:
Not Started – Project Close

PRIORITY:
Regulatory Compliance, Safety, Operating Efficiency, Quality of Service, Organizational Goals, Social Impact

PROJECT DESCRIPTION:
Rehabilitation or replacement of the existing tank.

PROJECT JUSTIFICATION:
Constructed in 1939, this tank is nearing the end of its useful life. The last inspection, which was performed in 2018, noted deficiencies that need to be addressed to ensure water quality standards are met.

RISK(S):
Exposes the Authority's customers to poor water quality from coating problems or a potentially deficient water supply in the event of tank failure.

IMPACT ON OPERATIONS:
Increased flexibility and reliability and system compliance.

<u>CASH FLOW SUMMARY</u>							<u>FUNDING SOURCE(S)</u>
	<u>FY 2023</u>	<u>FY 2024</u>	<u>FY 2025</u>	<u>FY 2026</u>	<u>FY 2027</u>	<u>Total</u>	Debt (Revenue Bonds)
Annual Allocation	\$337,529	\$203,589	\$3,680,670	\$0	\$0	\$4,221,788	

Water Pumping and Storage

Mission Pump Station Improvements

PROJECT NUMBER: 2025-300-101-0

DSIC Eligible: No

PHASE:

Not Started – Project Close

PRIORITY:

Regulatory Compliance, Safety, Operating Efficiency, Quality of Service, Organizational Goals, Social Impact

PROJECT DESCRIPTION:

Replacement of aged pump and valve equipment, electrical equipment, HVAC, auxiliary systems, and rehabilitation of the building architectural and energy management systems as prioritized by the recommended Finished Water Pump Stations Condition Assessment Project.

PROJECT JUSTIFICATION:

The Mission Pump Station is the only pumping station located south of the Monongahela River and was originally constructed between 1910 and 1912. The pump station is in need of renovations and upgrades to maintain service, restore a 20 to 25 year useful life expectancy, and to provide safer conditions for staff.

RISK(S):

Lack of facility planning exposes the Authority to higher capital costs to address emergency failures and its customers to a potentially deficient water supply.

IMPACT ON OPERATIONS:

Increased operating efficiency, flexibility, and reliability and improved safety conditions for staff.

<u>CASH FLOW SUMMARY</u>							<u>FUNDING SOURCE(S)</u>
	<u>FY 2023</u>	<u>FY 2024</u>	<u>FY 2025</u>	<u>FY 2026</u>	<u>FY 2027</u>	<u>Total</u>	
Annual Allocation	\$0	\$0	\$577,267	\$1,154,534	\$694,764	\$2,426,565	Debt (Revenue Bonds)

Water Pumping and Storage

Pump Station Architectural

PROJECT NUMBER: 2026-300-101-0

DSIC Eligible: No

PHASE:
Not Started – Project Close

PRIORITY:
Regulatory Compliance, Safety, Operating Efficiency, Quality of Service, Organizational Goals, Social Impact

PROJECT DESCRIPTION:
Rehabilitate exterior and interior masonry, glazing, and roof of existing pump stations

PROJECT JUSTIFICATION:
Existing building façade, roof, and window systems are in need of upgrade to protect interior pumps and electrical equipment from the elements. Rehabilitation of these pump stations has not occurred within the past 40 years for most facilities.

RISK(S):
Façade collapse, leaking roof and windows could lead to equipment failures

IMPACT ON OPERATIONS:
Increased operating efficiency, flexibility, and reliability and improved safety conditions for staff.

CASH FLOW SUMMARY

FUNDING SOURCE(S)

	<u>FY 2023</u>	<u>FY 2024</u>	<u>FY 2025</u>	<u>FY 2026</u>	<u>FY 2027</u>	<u>Total</u>	
Annual Allocation	\$0	\$0	\$0	\$2,500,000	\$0	\$2,500,000	Debt (Revenue Bonds)

Water Pumping and Storage

Saline Pump Station Improvements

PROJECT NUMBER: 2026-300-102-0

DSIC Eligible: No

PHASE:
Not Started – Project Close

PRIORITY:
Regulatory Compliance, Safety, Operating Efficiency, Quality of Service, Organizational Goals, Social Impact

PROJECT DESCRIPTION:
Replacement of aged pump and valve equipment, electrical equipment, HVAC, auxiliary systems, and rehabilitation of the building architectural and energy management systems as prioritized by the recommended Finished Water Pump Stations Condition Assessment Project.

PROJECT JUSTIFICATION:
The pump station was originally constructed in 1935. The pump station is in need of renovations and upgrades to maintain service, restore a 20 to 25 year useful life expectancy, and to provide safer conditions for staff.

RISK(S):
Lack of facility planning exposes the Authority to higher capital costs to address emergency failures and its customers to a potentially deficient water supply.

IMPACT ON OPERATIONS:
Increased operating efficiency, flexibility, and reliability and improved safety conditions for staff.

<u>CASH FLOW SUMMARY</u>							<u>FUNDING SOURCE(S)</u>
	<u>FY 2023</u>	<u>FY 2024</u>	<u>FY 2025</u>	<u>FY 2026</u>	<u>FY 2027</u>	<u>Total</u>	
Annual Allocation	\$0	\$0	\$0	\$192,422	\$288,633	\$481,055	Debt (Revenue Bonds)

Water Pumping and Storage

Spring Hill Tank Improvements

PROJECT NUMBER: 2024-300-104-0

DSIC Eligible: No

PHASE:

Not Started – Project Close

PRIORITY:

Regulatory Compliance, Safety, Operating Efficiency, Quality of Service, Organizational Goals, Social Impact

PROJECT DESCRIPTION:

Perform a comprehensive inspection of the existing storage tanks and rehabilitation or replacement of the existing tanks.

PROJECT JUSTIFICATION:

Constructed in 1929 of riveted steel, the coatings and structure of these tanks need to be rehabilitated due to corrosion.

RISK(S):

Exposes the Authority's customers to poor water quality from coating problems or a potentially deficient water supply in the event of tank failure.

IMPACT ON OPERATIONS:

Increased flexibility and reliability and system compliance.

<u>CASH FLOW SUMMARY</u>							<u>FUNDING SOURCE(S)</u>
	<u>FY 2023</u>	<u>FY 2024</u>	<u>FY 2025</u>	<u>FY 2026</u>	<u>FY 2027</u>	<u>Total</u>	
Annual Allocation	\$0	\$62,335	\$122,669	\$73,819	\$933,589	\$1,192,412	Debt (Revenue Bonds)

Water Pumping and Storage

Water Pumping and Storage Contingency

PROJECT NUMBER: 2023-300-103-0

DSIC Eligible: No

PHASE:
Not Applicable – Project Close

PRIORITY:
Not Applicable

PROJECT DESCRIPTION:
Water Pumping and Storage contingency pass-through project.

PROJECT JUSTIFICATION:
Improved efficiency of capital improvement plan fund management.

RISK(S):
No identified risks.

IMPACT ON OPERATIONS:
Improved efficiency of capital improvement plan management.

<u>CASH FLOW SUMMARY</u>							<u>FUNDING SOURCE(S)</u>
	<u>FY 2023</u>	<u>FY 2024</u>	<u>FY 2025</u>	<u>FY 2026</u>	<u>FY 2027</u>	<u>Total</u>	Debt (Revenue Bonds)
Annual Allocation	\$0	\$0	\$0	\$0	\$0	\$0	



Water Distribution



Water Distribution System

2019 Large Diameter Water Main Improvements - Rising Main 3/4

PROJECT NUMBER: 2019-325-103-0

DSIC Eligible: No

PHASE: Construction
PRIORITY: Regulatory Compliance, Safety Operating Efficiency, Quality of Service,
PROJECT DESCRIPTION: Strategic replacement or rehabilitation of large diameter water mains (16-inch and larger) and appurtenances to improve system reliability and hydraulics, including internal and external inspections.
PROJECT JUSTIFICATION: Maintaining a proactive approach to replacing large mains will ensure that large mains are replaced before the end of their useful life.
RISK(S): The consequences of failure for larger mains are much greater than for smaller distribution mains, which typically include significant service outages (larger area and longer time frame impacts), as well as property and roadway damage.
IMPACT ON OPERATIONS: Increased system reliability and improved system management.

<u>CASH FLOW SUMMARY</u>							<u>FUNDING SOURCE(S)</u>
	<u>FY 2023</u>	<u>FY 2024</u>	<u>FY 2025</u>	<u>FY 2026</u>	<u>FY 2027</u>	<u>Total</u>	WIFIA/Debt (Revenue Bonds)
Annual Allocation	\$3,062,142	\$240,770	\$0	\$0	\$0	\$3,302,912	

Water Distribution System

2019 Large Diameter Water Main Improvements - Rising Main 4

PROJECT NUMBER: 2019-325-103-1

DSIC Eligible: No

PHASE: Procurement
PRIORITY: Regulatory Compliance, Safety Operating Efficiency, Quality of Service,
PROJECT DESCRIPTION: Strategic replacement or rehabilitation of large diameter water mains (16-inch and larger) and appurtenances to improve system reliability and hydraulics, including internal and external inspections.
PROJECT JUSTIFICATION: Maintaining a proactive approach to replacing large mains will ensure that large mains are replaced before the end of their useful life.
RISK(S): The consequences of failure for larger mains are much greater than for smaller distribution mains, which typically include significant service outages (larger area and longer time frame impacts), as well as property and roadway damage.
IMPACT ON OPERATIONS: Increased system reliability and improved system management.

<u>CASH FLOW SUMMARY</u>							<u>FUNDING SOURCE(S)</u>
	<u>FY 2023</u>	<u>FY 2024</u>	<u>FY 2025</u>	<u>FY 2026</u>	<u>FY 2027</u>	<u>Total</u>	
Annual Allocation	\$12,529,326	\$4,176,441	\$0	\$0	\$0	\$16,705,767	WIFIA/PENNV EST

Water Distribution System

Bus Rapid Transit Water Distribution

PROJECT NUMBER: 2020-325-102-0

DSIC Eligible: No

PHASE:
Construction

PRIORITY:
Safety, Quality of Service, Organizational Goals, Social Impact

PROJECT DESCRIPTION:
The City of Pittsburgh is making roadway improvements on Fifth Ave and Forbes Ave from downtown through Oakland, with full depth reconstruction planned on Forbes from Crosstown Blvd to Craft Ave and on Fifth between Crosstown Blvd and the Birmingham Bridge. The City's work, in partnership with the Port Authority, will include signal pole upgrades, traffic redesign, sidewalk bumpouts, and new bus shelters. The full depth reconstruction portion of the project has the potential to affect existing 15-inch, 16-inch, 20-inch, and 6-inch mains that are 80-100+ years old. The full depth replacement of the roadway along with lowering of the roadway could result in damage to these mains. These mains should be replaced as part of this project.

PROJECT JUSTIFICATION:
The full depth replacement of the roadway along with lowering of the roadway could result in damage to these mains.

RISK(S):
Replacement of water mains along the Fifth and Forbes corridor reduces the risk of service outages due to breaks, reduces the potential for inadequate capacity for firefighting activities, and improves water quality.

IMPACT ON OPERATIONS:
Increased system reliability and improved system management.

CASH FLOW SUMMARY

	<u>FY 2023</u>	<u>FY 2024</u>	<u>FY 2025</u>	<u>FY 2026</u>	<u>FY 2027</u>	<u>Total</u>	<u>FUNDING SOURCE(S)</u>
Annual Allocation	\$1,500,000	\$0	\$0	\$0	\$0	\$1,500,000	Debt (Revenue Bonds)

Water Distribution System

District Metering Program

PROJECT NUMBER: 2025-200-100-0, Unidentified

DSIC Eligible: No

PHASE:
Not Started

PRIORITY:
Regulatory Compliance, Safety, Operating Efficiency, Quality of Service, Organizational Goals, Social Impact

PROJECT DESCRIPTION:
Installation of system flow meters to track the flow of water and compare to area consumption to determine where leaks are the greatest.

PROJECT JUSTIFICATION:
The district metering is intended to gather additional information on areas with suspected leakage and then prioritize areas for rehabilitation and replacement.

RISK(S):
Failure to track water loss will result in loss of revenue.

IMPACT ON OPERATIONS:
Decreased water loss.

<u>Program Years</u>	<u>CASH FLOW SUMMARY</u>						<u>FUNDING SOURCE(S)</u>
	<u>FY 2023</u>	<u>FY 2024</u>	<u>FY 2025</u>	<u>FY 2026</u>	<u>FY 2027</u>	<u>Total</u>	
	\$0	\$0	\$2,600,000	\$3,380,000	\$3,380,000	\$9,360,000	Debt (Revenue Bonds)
2025 District Metering	\$0	\$0	\$2,600,000	\$780,000	\$0	\$3,380,000	
2026 District Metering	\$0	\$0	\$0	\$2,600,000	\$780,000	\$3,380,000	
2027 District Metering	\$0	\$0	\$0	\$0	\$2,600,000	\$2,600,000	

Water Distribution System

Hazelwood Backup Feed

PROJECT NUMBER: 2023-200-100-0

DSIC Eligible: No

PHASE: Not Started
PRIORITY: Regulatory Compliance, Safety, Operating Efficiency, Quality of Service, Organizational Goals, Social Impact
PROJECT DESCRIPTION: Either repair the existing failed 16" main or abandon and provide interconnections with the Squirrel Hill system.
PROJECT JUSTIFICATION: The Duck Hollow 16" main failed as a result of a landslide in 2018. The main will need to either be abandoned and replaced with emergency interconnections.
RISK(S): Existing failed 16" main does not provide any backup water supply leading to a loss of resiliency.
IMPACT ON OPERATIONS: Increased system reliability and improved system management.

CASH FLOW SUMMARY

	<u>FY 2023</u>	<u>FY 2024</u>	<u>FY 2025</u>	<u>FY 2026</u>	<u>FY 2027</u>	<u>Total</u>	<u>FUNDING SOURCE(S)</u>
Annual Allocation	\$175,156	\$175,156	\$1,115,471	\$1,534,487	\$0	\$3,000,270	Debt (Revenue Bonds)

Water Distribution System

Herron Hill - Squirrel Hill Boundary Adjustments

PROJECT NUMBER: 2025-200-101-0

DSIC Eligible: No

PHASE: Not Started
PRIORITY: Regulatory Compliance, Safety, Operating Efficiency, Quality of Service, Organizational Goals, Social Impact
PROJECT DESCRIPTION: Main and valve adjustments to move the boundary between the Herron Hill Reservoir and Squirrel Hill pressure districts.
PROJECT JUSTIFICATION: Herron Hill and Squirrel Hill operate on similar hydraulic gradients. There are areas where these two systems intertwine, which has resulted in long dead end lines as well as frequent opening and altering of dividing pressure valves. Moving the boundary of the two zones to incorporate more of the Herron Hill system into the Squirrel Hill system will alleviate these issues as well as alleviate demand on the Herron Hill Reservoir.
RISK(S): Existing long dead ends can cause water quality issues.
IMPACT ON OPERATIONS: Decreased leakage between pressure districts.

CASH FLOW SUMMARY

	<u>FY 2023</u>	<u>FY 2024</u>	<u>FY 2025</u>	<u>FY 2026</u>	<u>FY 2027</u>	<u>Total</u>	<u>FUNDING SOURCE(S)</u>
Annual Allocation	\$0	\$0	\$52,928	\$355,187	\$635,885	\$1,044,000	Debt (Revenue Bonds)

Water Distribution System

Interconnection Vault Stormwater Removal

PROJECT NUMBER: 2022-325-102-0

DSIC Eligible: No

PHASE: Planning
PRIORITY: Regulatory Compliance, Operating Efficiency, Quality of Service
PROJECT DESCRIPTION: The purpose of this project is to install permanent sump pumps for stormwater dewatering at all of our interconnection vault locations. This project is required by a Consent Order Agreement.
PROJECT JUSTIFICATION: This project is required by a Consent Order Agreement.
RISK(S): Failure to maintain regulatory compliance.
IMPACT ON OPERATIONS: Improved system efficiency.

<u>CASH FLOW SUMMARY</u>							<u>FUNDING SOURCE(S)</u>
	<u>FY 2023</u>	<u>FY 2024</u>	<u>FY 2025</u>	<u>FY 2026</u>	<u>FY 2027</u>	<u>Total</u>	<u>Debt (Revenue Bonds)</u>
Annual Allocation	\$453,008	\$1,225,931	\$611,310	\$0	\$0	\$2,290,249	

Water Distribution System

Intermediate Diameter Water Main Replacement Program

PROJECT NUMBER: 2025-200-102-0

DSIC Eligible: No

PHASE:
Construction

PRIORITY:
Regulatory Compliance, Safety, Operating Efficiency, Quality of Service, Organizational Goals, Social Impact

PROJECT DESCRIPTION:
Strategic replacement of water mains to improve system reliability as well as improve water pressure, maintain water quality, and minimize disturbance to the community. Program will focus on 16" to 36" diameter mains.

PROJECT JUSTIFICATION:
By maintaining a proactive approach to asset management, efforts can be directed towards remedying assets before their failure, thus saving overall replacement cost. Additionally, projects will be coordinated with other utilities to minimize disturbance to the community and street surface restoration costs. Water quality will also improve by removing tuberculated mains.

RISK(S):
Customers may be subject to service outages or the potential for inadequate pressure.

IMPACT ON OPERATIONS:
Increased operating flexibility and reliability, decrease in non-revenue water due to leaks.

<u>Program Years</u>	<u>CASH FLOW SUMMARY</u>						<u>FUNDING SOURCE(S)</u>
	<u>FY 2023</u>	<u>FY 2024</u>	<u>FY 2025</u>	<u>FY 2026</u>	<u>FY 2027</u>	<u>Total</u>	
	\$0	\$0	\$2,603,833	\$4,488,230	\$42,775,187	\$49,867,251	
2025 Intermediate Main Replacement	\$0	\$0	1,283,549	1,541,899	20,364,552	\$23,190,000	Debt (Revenue Bonds)
2026 Intermediate Main Replacement	\$0	\$0	\$1,320,284	\$1,584,614	20,774,834	\$23,679,732	
2027 Intermediate Main Replacement	\$0	\$0	\$0	\$1,361,717	\$1,635,801	\$2,997,518	

Water Distribution System

Intermediate Meter Replacement Program

PROJECT NUMBER: 2021-325-100-0

DSIC Eligible: No

PHASE: Planning
PRIORITY: Operating Efficiency, Quality of Service, Organizational Goals
PROJECT DESCRIPTION: Replacement of customer meters size 1.5" to 2".
PROJECT JUSTIFICATION: Ensure capture of all revenue. As meters age, they typically underestimate the amount of water consumed.
RISK(S): Failure to replace meters annually could result in lost revenue or violate regulatory requirements.
IMPACT ON OPERATIONS: Increased system reliability, reliability, and improved system management.

<u>CASH FLOW SUMMARY</u>							<u>FUNDING SOURCE(S)</u>
	<u>FY 2023</u>	<u>FY 2024</u>	<u>FY 2025</u>	<u>FY 2026</u>	<u>FY 2027</u>	<u>Total</u>	<u>Debt (Revenue Bonds)</u>
Annual Allocation	\$143,077	\$84,308	\$86,538	\$87,000	\$87,000	\$487,923	

Water Distribution System

Large Diameter Water Main Replacement Program

PROJECT NUMBER: 2019-325-103-0, 2019-323-103-1, 2020-325-109-0, 2023-200-101-0, 2024-200-100-0, 2025-200-103-0, 2026-200-100-0, 2027-200-100-0, Unidentified

DSIC Eligible: No

PHASE:
Construction / Not Started

PRIORITY:
Regulatory Compliance, Safety, Operating Efficiency, Quality of Service, Organizational Goals, Social Impact

PROJECT DESCRIPTION:
Strategic replacement or rehabilitation of large diameter water mains (16" and larger) and appurtenances to improve system reliability and hydraulics, including internal and external inspections.

PROJECT JUSTIFICATION:
The Authority's water system has approximately 122 miles of large diameter water mains. Maintaining a proactive approach to replacing large mains will ensure that large mains are replaced before the end of their useful life.

RISK(S):
The consequences of failure for larger mains are much greater than for smaller distribution mains, which typically include significant service outages (larger area and longer time frame impacts).

IMPACT ON OPERATIONS:
Increased system reliability and improved system management.

Program Year	<u>CASH FLOW SUMMARY</u>						<u>FUNDING SOURCE(S)</u>
	<u>FY 2023</u>	<u>FY 2024</u>	<u>FY 2025</u>	<u>FY 2026</u>	<u>FY 2027</u>	<u>Total</u>	Debt (Revenue Bonds)
	\$2,980,666	\$4,820,096	\$23,316,702	\$38,087,877	\$33,256,579	\$102,461,920	
2020 Large Diameter Main Replacement – Four Mile Run	\$801,877	\$850,000	\$7,156,250	\$17,175,000	\$10,018,750	\$36,001,877	
2023 Large Diameter Main Replacement	\$1,244,067	\$1,137,890	\$11,464,181	\$5,713,862	\$0	\$19,560,000	
2024 Large Diameter Main Replacement	\$934,721	\$1,869,443	\$1,779,098	\$10,361,857	\$8,634,881	\$23,580,000	
2025 Large Diameter Main Replacement	\$0	962,763	1,925,526	1,832,471	10,672,713	\$15,393,473	
2026 Large Diameter Main Replacement	\$0	\$0	\$991,646	\$1,983,292	\$1,887,445	\$4,862,383	
2027 Large Diameter Main Replacement	\$0	\$0	\$0	\$1,021,395	\$2,042,791	\$3,064,186	

Water Distribution System

Large Meter Replacement Program

PROJECT NUMBER: 2023-200-102-0

DSIC Eligible: No

PHASE: Planning
PRIORITY: Regulatory Compliance, Operating Efficiency, Quality of Service
PROJECT DESCRIPTION: Annual replacement of water meters larger than 1".
PROJECT JUSTIFICATION: Ensure capture of all revenue. As meters age, they typically underestimate the amount of water consumed.
RISK(S): Failure to replace meters annually could result in lost revenue.
IMPACT ON OPERATIONS: Increased system reliability, reliability, and improved system management.

CASH FLOW SUMMARY

	<u>FY 2023</u>	<u>FY 2024</u>	<u>FY 2025</u>	<u>FY 2026</u>	<u>FY 2027</u>	<u>Total</u>	<u>FUNDING SOURCE(S)</u>
Annual Allocation	\$1,557,508	\$1,341,457	\$567,308	\$337,000	\$337,000	\$4,140,273	Debt (Revenue Bonds)

Water Distribution System

Low Pressure Area Remediation

PROJECT NUMBER: 2021-325-101-0

DSIC Eligible: No

PHASE: Planning
PRIORITY: Regulatory Compliance, Operating Efficiency, Quality of Service
PROJECT DESCRIPTION: Fix chronically low pressure areas by either extending neighboring higher pressure districts into the area, booster pump stations, or household booster pumps.
PROJECT JUSTIFICATION: This project is in response to the low pressure monitors required by the October 2017 Administrative Order.
RISK(S): Customers may experience temporary service outages as a result of the work on this project.
IMPACT ON OPERATIONS: Increased system reliability and improved system management.

<u>CASH FLOW SUMMARY</u>							<u>FUNDING SOURCE(S)</u>
	<u>FY 2023</u>	<u>FY 2024</u>	<u>FY 2025</u>	<u>FY 2026</u>	<u>FY 2027</u>	<u>Total</u>	<u>Debt (Revenue Bonds)</u>
Annual Allocation	\$0	\$0	\$23,278	\$279,331	\$1,393,832	\$1,696,441	

Water Distribution System

Neighborhood Lead Service Line Replacement Program

PROJECT NUMBER: 2021-325-109-0

DSIC Eligible: Yes

PHASE: Planning/Construction
PRIORITY: Regulatory Compliance, Safety, Operating Efficiency, Quality of Service, Organizational Goals, Social Impact
PROJECT DESCRIPTION: Neighborhood Lead Service Line Replacement (LSLR) program to replace all remaining public and private lead service lines within the PWSA water service area. Program will be developed once 2023-2026 Small Diameter Water Main Replacement program is fully planned.
PROJECT JUSTIFICATION: Comply with PWSA goals in the Lead Infrastructure Plan approved by PUC.
RISK(S): Compliance with PWSA goals and regulatory recommendations.
IMPACT ON OPERATIONS: Increased operating flexibility and reliability and water quality.

CASH FLOW SUMMARY							FUNDING SOURCE(S)
	<u>FY 2023</u>	<u>FY 2024</u>	<u>FY 2025</u>	<u>FY 2026</u>	<u>FY 2027</u>	<u>Total</u>	
Annual Allocation	\$13,582,757	\$27,792,500	\$55,585,000	\$27,792,500	\$0	\$124,752,757	ARPA/PEN NVEST

Water Distribution System

North Side Boundary Adjustments

PROJECT NUMBER: 2025-200-104-0

DSIC Eligible: No

PHASE: Not Started
PRIORITY: Operating Efficiency, Quality of Service, Organizational Goals
PROJECT DESCRIPTION: Main and valve installation to move some low pressure areas from the McNaugher Pressure District to the Brashears Pressure District.
PROJECT JUSTIFICATION: Areas within the McNaugher Pressure District that are near the Brashears Pressure District could have increased pressure by moving the pressure zone boundary through main improvements and valve adjustments.
RISK(S): Existing services are near or below minimum standards (20 psi).
IMPACT ON OPERATIONS: Increased system reliability and improved system management.

<u>CASH FLOW SUMMARY</u>							<u>FUNDING SOURCE(S)</u>
	<u>FY 2023</u>	<u>FY 2024</u>	<u>FY 2025</u>	<u>FY 2026</u>	<u>FY 2027</u>	<u>Total</u>	<u>Debt (Revenue Bonds)</u>
Annual Allocation	\$0	\$0	\$79,393	\$532,780	\$953,827	\$1,566,000	

Water Distribution System

Priority LSLR

PROJECT NUMBER: 2021-325-107-0

DSIC Eligible: No

PHASE: Construction
PRIORITY: Regulatory Compliance, Safety, Operating Efficiency, Quality of Service, Organizational Goals, Social Impact
PROJECT DESCRIPTION: Provide for LSLR at Priority sides including childcare facilities and exceedance locations.
PROJECT JUSTIFICATION: Comply with PWSA goals in the Lead Infrastructure Plan approved by PUC.
RISK(S): Failure to replace private lead service lines poses a public health risk.
IMPACT ON OPERATIONS: Increased operating flexibility and reliability and water quality.

CASH FLOW SUMMARY

	<u>FY 2023</u>	<u>FY 2024</u>	<u>FY 2025</u>	<u>FY 2026</u>	<u>FY 2027</u>	<u>Total</u>	<u>FUNDING SOURCE(S)</u>
Annual Allocation	\$3,000,000	\$0	\$0	\$0	\$0	\$3,000,000	PENNVEST

Water Distribution System

Private Lead Service Line Reimbursement Program

PROJECT NUMBER: 2023-200-103-0

DSIC Eligible: Yes

PHASE:
Not Started

PRIORITY:
Regulatory Compliance, Safety, Operating Efficiency, Quality of Service, Organizational Goals, Social Impact

PROJECT DESCRIPTION:
Reimbursement of private line lead service line costs.

PROJECT JUSTIFICATION:
Replacing both private and public lead service lines is required to eliminate lead in the water system.

RISK(S):
Failure to replace private lead service lines poses a public health risk.

IMPACT ON OPERATIONS:
Increased system reliability and improved system management.

CASH FLOW SUMMARY

<u>CASH FLOW SUMMARY</u>							<u>FUNDING SOURCE(S)</u>
	<u>FY 2023</u>	<u>FY 2024</u>	<u>FY 2025</u>	<u>FY 2026</u>	<u>FY 2027</u>	<u>Total</u>	<u>Debt (Revenue Bonds)</u>
Annual Allocation	\$400,000	\$0	\$0	\$0	\$0	\$400,000	

Water Distribution System

Regulator Valve and Vault Replacement Program

PROJECT NUMBER: 2021-325-102-0, 2023-200-104-0, 2024-200-101-0, 2025-200-105-0, 2026-200-101-0, 2027-325-200-0

DSIC Eligible: No

PHASE: Planning
PRIORITY: Safety, Operating Efficiency, Quality of Service
PROJECT DESCRIPTION: Replacement of pressure zone interconnection vaults including new pressure regulators, flow meters, pressure transmitters, and SCADA communications.
PROJECT JUSTIFICATION: Existing regulator stations are in need of replacement. This will also aid in identification of non-revenue water.
RISK(S): Failure to fix could result in failure of the vault.
IMPACT ON OPERATIONS: Decreased leakage will result in decrease of pumping energy.

Program Years	CASH FLOW SUMMARY						FUNDING SOURCE(S)
	FY 2023	FY 2024	FY 2025	FY 2026	FY 2027	Total	
	\$378,494	\$1,839,361	\$3,446,739	\$4,173,180	\$3,439,080	\$13,276,854	
2021 Regulator Valve and Vault Replacement	\$233,422	\$933,717	914,264	\$0	\$0	\$2,081,403	Debt (Revenue Bonds)
2022 Regulator Valve and Vault Replacement	\$89,723	\$517,050	\$257,850	\$292,720	\$0	\$1,157,343	
2023 Regulator Valve and Vault Replacement	\$55,349	\$305,570	\$1,760,920	\$878,161	\$0	\$3,000,000	
2024 Regulator Valve and Vault Replacement	\$0	\$83,024	\$458,355	\$2,641,379	\$1,317,242	\$4,500,000	
2025 Regulator Valve and Vault Replacement	\$0	\$	\$55,349	\$305,570	\$1,760,920	\$2,121,839	
2026 Regulator Valve and Vault Replacement	\$0	\$0	\$0	\$55,350	\$305,570	\$360,920	
2027 Regulator Valve and Vault Replacement	\$0	\$0	\$0	\$0	55,349	\$55,349	

Water Distribution System

Small Diameter Water Main Replacement Program

PROJECT NUMBER: 2020-325-106-0 / 1 / 2, 2021-325-104-0/ 1/ 2, 2022-325-113-0/ 2/ 3, 2023-200-105-0, 2024-200-102-0, 2025-200-106-0, 2026-200-102-0, Unidentified

DSIC Eligible: Yes

PHASE: Construction / Design / Not Started
PRIORITY: Regulatory Compliance, Safety, Operating Efficiency, Quality of Service, Organizational Goals, Social Impact
PROJECT DESCRIPTION: Strategic replacement of water mains to improve system reliability as well as improve water pressure, maintain water quality, and minimize disturbance to the community. Program will initially focus on replacing existing 4" and 6" unlined cast iron mains and mains with a history of frequent breaks.
PROJECT JUSTIFICATION: By maintaining a proactive approach to asset management, efforts can be directed towards remedying assets before their failure, thus saving overall replacement cost. Additionally, projects will be coordinated with other utilities to minimize disturbance to the community and street surface restoration costs. Water quality will also improve by removing tuberculated mains.
RISK(S): Customers may be subject to service outages.
IMPACT ON OPERATIONS: Increased operating flexibility and reliability.

Program Year	<u>CASH FLOW SUMMARY</u>						<u>FUNDING SOURCE(S)</u>
	<u>FY 2023</u>	<u>FY 2024</u>	<u>FY 2025</u>	<u>FY 2026</u>	<u>FY 2027</u>	<u>Total</u>	
	\$83,515,129	\$75,057,894	\$57,763,375	\$53,807,131	\$89,408,776	\$359,552,305	
2021 Small Main Replacement	\$27,077,320	\$0	\$0	\$0	\$0	\$27,077,320	Debt (Revenue Bonds) / PENNVEST
2022 Small Main Replacement	\$47,405,571	\$33,861,122	\$0	\$0	\$0	\$81,266,693	
2023 Small Main Replacement	\$7,982,472	\$26,104,038	\$8,701,346	\$0	\$0	\$42,787,856	
2024 Small Main Replacement	\$1,049,756	\$14,287,293	\$37,846,331	\$9,461,583	\$0	\$62,644,963	
2025 Small Main Replacement	\$0	\$805,441	\$10,109,849	\$26,498,219	\$6,624,555	\$44,038,064	
2026 Small Main Replacement	\$0	\$0	\$1,105,849	\$14,431,097	\$38,033,034	\$53,569,980	
2027 Small Main Replacement	\$0	\$0	\$0	\$3,416,232	\$44,751,187	\$48,167,419	

Water Distribution System

Small Meter Replacement Program

PROJECT NUMBER: 2023-200-106-0

DSIC Eligible: No

PHASE:
Construction / Not Started

PRIORITY:
Regulatory Compliance, Operating Efficiency, Quality of Service

PROJECT DESCRIPTION:
Annual replacement of water meters 1" or less.

PROJECT JUSTIFICATION:
Ensure capture of all revenue. As meters age, they typically underestimate the amount of water consumed.

RISK(S):
Failure to replace meters annually could result in lost revenue or violate regulatory requirements.

IMPACT ON OPERATIONS:
Increased system reliability, reliability, and improved system management.

CASH FLOW SUMMARY

<u>CASH FLOW SUMMARY</u>							<u>FUNDING SOURCE(S)</u>
	<u>FY 2023</u>	<u>FY 2024</u>	<u>FY 2025</u>	<u>FY 2026</u>	<u>FY 2027</u>	<u>Total</u>	<u>Debt (Revenue Bonds)</u>
Annual Allocation	\$1,723,172	\$1,351,089	\$480,769	\$250,000	\$291,667	\$4,096,697	

Water Distribution System

South Side Slopes Boundary Adjustments

PROJECT NUMBER: 2025-200-107-0

DSIC Eligible: No

PHASE: Not Started
PRIORITY: Operating Efficiency, Quality of Service, Organizational Goals
PROJECT DESCRIPTION: Main and valve adjustments to move the boundary between the Highland No. 2 and Allentown Pressure Districts.
PROJECT JUSTIFICATION: Areas within the Highland No. 2 pressure district that are near the Allentown pressure district could have increased pressure by moving the pressure zone boundary through main improvements and valve adjustments.
RISK(S): Existing services are near or below minimum standards (20 psi).
IMPACT ON OPERATIONS: Increased system reliability and improved system management.

CASH FLOW SUMMARY

	<u>FY 2023</u>	<u>FY 2024</u>	<u>FY 2025</u>	<u>FY 2026</u>	<u>FY 2027</u>	<u>Total</u>	<u>FUNDING SOURCE(S)</u>
Annual Allocation	\$0	\$0	\$79,393	\$532,780	\$953,827	\$1,566,000	Debt (Revenue Bonds)

Water Distribution System

Unmetered and Flat Rate Properties

PROJECT NUMBER: 2021-325-103-0

DSIC Eligible: No

PHASE: Planning
PRIORITY: Regulatory Compliance, Operating Efficiency, Quality of Service
PROJECT DESCRIPTION: Metering unmetered and flat rate properties as required by regulations.
PROJECT JUSTIFICATION: Required per the PUC regulations. The impact of not installing meters is the loss of revenue and lack of ability to accurately estimate water loss in the system.
RISK(S): Failure to comply with PUC regulations and the potential of lost revenue.
IMPACT ON OPERATIONS: Increased system reliability, reliability, and improved system management.

<u>CASH FLOW SUMMARY</u>							<u>FUNDING SOURCE(S)</u>
	<u>FY 2023</u>	<u>FY 2024</u>	<u>FY 2025</u>	<u>FY 2026</u>	<u>FY 2027</u>	<u>Total</u>	<u>Debt (Revenue Bonds)</u>
Annual Allocation	\$327,250	\$635,250	\$0	\$0	\$0	\$962,500	

Water Distribution System

Urgent Lead Service Line Replacement

PROJECT NUMBER: 2021-325-112-0, 2023-200-107-0, 2024-200-103-0, 2025-200-108-0, 2026-200-103-0, 2027-200-102-0

DSIC Eligible: Yes

PHASE: Not Started
PRIORITY: Regulatory Compliance, Safety, Operating Efficiency, Quality of Service, Organizational Goals, Social Impact
PROJECT DESCRIPTION: This project involves the private side Lead Service Line Replacements (LSLR) associated with operations public side replacements. It includes provisions for some full line replacements when operations requests both sides be completed due to their workload or other factors.
PROJECT JUSTIFICATION: Compliance with the Lead Infrastructure Plan approved by the PUC. PUC requires termination if a private side lead service line is not replaced the same time the public service line is replaced. Not completing this project would lead to water service terminations.
RISK(S): Required to terminate service if property owners do not replace their private side lead service lines after operations replaces a public side service line.
IMPACT ON OPERATIONS: Increased operating flexibility and reliability and water quality.

Program Year	<u>CASH FLOW SUMMARY</u>						<u>FUNDING SOURCE(S)</u>
	<u>FY 2023</u>	<u>FY 2024</u>	<u>FY 2025</u>	<u>FY 2026</u>	<u>FY 2027</u>	<u>Total</u>	
	\$1,778,654	\$1,749,194	\$1,670,086	\$1,590,751	\$1,246,677	\$8,035,362	
2022 Urgent Lead Service Line Replacement	\$762,720	\$0	\$0	\$0	\$0	\$762,720	DSIC - Water
2023 Urgent Lead Service Line Replacement	\$1,015,934	\$721,566	\$0	\$0	\$0	\$1,737,500	
2024 Urgent Lead Service Line Replacement	\$0	\$1,027,628	\$729,872	\$0	\$0	\$1,757,500	
2025 Urgent Lead Service Line Replacement	\$0	\$0	940,214	\$667,786	\$0	\$1,578,500	
2026 Urgent Lead Service Line Replacement	\$0	\$0	\$0	\$922,965	\$655,535	\$1,578,500	
2027 Urgent Lead Service Line Replacement	\$0	\$0	\$0	\$0	591,142	\$591,142	

Water Distribution System

Valve Replacement Program

PROJECT NUMBER: 2021-325-113-0, 2023-200-108-0, 2024-200-104-0, 2025-200-109-0, 2026-200-104-0, 2027-200-103-0

DSIC Eligible: Yes

PHASE:
Construction / Not Started

PRIORITY:
Safety, Operating Efficiency, Quality of Service

PROJECT DESCRIPTION:
Replacement of defective or non-operational valves on transmission and distribution mains throughout the water distribution system, excluding valves replaced during waterline relays.

PROJECT JUSTIFICATION:
Increasing the number of operable valves in the system will reduce the number of valves that would need to be closed during emergency conditions, and therefore the number of customers that may be impacted.

RISK(S):
A larger number of customers may be subject to service outages.

IMPACT ON OPERATIONS:
Increased operating flexibility and reliability.

Program Year	<u>CASH FLOW SUMMARY</u>						<u>FUNDING SOURCE(S)</u>
	<u>FY 2023</u>	<u>FY 2024</u>	<u>FY 2025</u>	<u>FY 2026</u>	<u>FY 2027</u>	<u>Total</u>	
	\$2,505,485	\$2,800,000	\$2,674,359	\$2,800,000	\$2,925,641	\$13,705,485	
2021 Valve Replacement	\$150,000	\$0	\$0	\$0	\$0	\$150,000	DSIC - Water
2022 Valve Replacement	\$722,152	\$0	\$0	\$0	\$0	\$722,152	
2023 Valve Replacement	\$1,633,333	\$1,166,667	\$0	\$0	\$0	\$2,800,000	
2024 Valve Replacement	\$0	\$1,633,333	\$1,166,667	\$0	\$0	\$2,800,000	
2025 Valve Replacement	\$0	\$0	\$1,507,692	\$1,292,308	\$0	\$2,800,000	
2026 Valve Replacement	\$0	\$0	\$0	\$1,507,692	\$1,292,308	\$2,800,000	
2027 Valve Replacement	\$0	\$0	\$0	\$0	\$1,633,333	\$1,633,333	

Water Distribution System

Water and Wastewater Safety and Security Improvements

PROJECT NUMBER: 2022-325-101-0

DSIC Eligible: No

PHASE: Construction / Not Started
PRIORITY: Safety, Operating Efficiency
PROJECT DESCRIPTION: Safety and security improvements throughout PWSA facilities.
PROJECT JUSTIFICATION: Failure to implement safety and security measures will increase the likelihood of a security breach causing harm to PWSA employees and customers.
RISK(S): Security breaches.
IMPACT ON OPERATIONS: Increased safety and security at all PWSA facilities.

<u>CASH FLOW SUMMARY</u>							<u>FUNDING SOURCE(S)</u>
	<u>FY 2023</u>	<u>FY 2024</u>	<u>FY 2025</u>	<u>FY 2026</u>	<u>FY 2027</u>	<u>Total</u>	Debt (Revenue Bonds)
Annual Allocation	\$1,567,547	\$0	\$0	\$0	\$0	\$1,567,547	

Water Distribution System

Water and Wastewater Safety and Security Improvements (Pennvest)

PROJECT NUMBER: 2023-200-109-0

DSIC Eligible: No

PHASE: Design
PRIORITY: Safety, Operating Efficiency
PROJECT DESCRIPTION: Safety and security improvements throughout PWSA facilities.
PROJECT JUSTIFICATION: Failure to implement safety and security measures will increase the likelihood of a security breach causing harm to PWSA employees and customers.
RISK(S): Security breaches.
IMPACT ON OPERATIONS: Increased safety and security at all PWSA facilities.

<u>CASH FLOW SUMMARY</u>							<u>FUNDING SOURCE(S)</u>
	<u>FY 2023</u>	<u>FY 2024</u>	<u>FY 2025</u>	<u>FY 2026</u>	<u>FY 2027</u>	<u>Total</u>	
Annual Allocation	\$9,978,156	\$0	\$0	\$0	\$0	\$9,978,156	PENNVEST

Water Distribution System

Water Relay Program

PROJECT NUMBER: 2021-325-110-0, 2023-200-110-0, 2024-200-105-0, 2025-200-110-0, 2026,200-105-0, 2027-200-104-0

DSIC Eligible: Yes

PHASE: Construction
PRIORITY: Safety, Operating Efficiency, Quality of Service
PROJECT DESCRIPTION: Replacement of existing water mains, valves, fittings, service connections, and hydrants due to emergency situations.
PROJECT JUSTIFICATION: The existing water distribution system is aging and updates are required to address failures that could be significant public safety hazards.
RISK(S): Customers will be subject to service outages or inadequate pressure.
IMPACT ON OPERATIONS: Increased operating flexibility and reliability.

Program Year	<u>CASH FLOW SUMMARY</u>						<u>FUNDING SOURCE(S)</u>
	<u>FY 2023</u>	<u>FY 2024</u>	<u>FY 2025</u>	<u>FY 2026</u>	<u>FY 2027</u>	<u>Total</u>	Debt (Revenue Bonds)
	\$2,145,000	\$2,150,000	\$2,712,308	\$3,254,769	\$3,440,141	\$13,702,218	
2022 Water Relay	\$1,500,000	\$0	\$0	\$0	\$0	\$1,500,000	
2023 Water Relay	\$645,000	\$1,290,000	\$0	\$0	\$0	\$1,935,000	
2024 Water Relay	\$0	\$860,000	\$1,720,000	\$0	\$0	\$2,580,000	
2025 Water Relay	\$0	\$0	\$992,308	\$2,232,692	\$0	\$3,225,000	
2026 Water Relay	\$0	\$0	\$0	\$1,022,077	\$2,299,673	\$3,321,750	
2027 Water Relay	\$0	\$0	\$0	\$0	\$1,140,468	\$1,140,468	

Water Distribution System

Water Distribution Contingency

PROJECT NUMBER: 2023-200-111-0

DSIC Eligible: No

PHASE: Not Applicable
PRIORITY: Not Applicable
PROJECT DESCRIPTION: Water Distribution System contingency pass-through project.
PROJECT JUSTIFICATION: Improved efficiency of capital improvement plan fund management.
RISK(S): No identified risks.
IMPACT ON OPERATIONS: Improved efficiency of capital improvement plan management.

<u>CASH FLOW SUMMARY</u>							<u>FUNDING SOURCE(S)</u>
	<u>FY 2023</u>	<u>FY 2024</u>	<u>FY 2025</u>	<u>FY 2026</u>	<u>FY 2027</u>	<u>Total</u>	<u>Debt (Revenue Bonds)</u>
Annual Allocation	\$0	\$0	\$0	\$0	\$0	\$0	



Wastewater System



Wastewater System

31st Ward Pump Station and Appurtenances - Phase 2

PROJECT NUMBER: 2022-424-108-0

DSIC Eligible: No

PHASE:

Planning

PRIORITY:

Regulatory Compliance, Safety, Operating Efficiency, Quality of Service,

PROJECT DESCRIPTION:

Evaluation to identify and locate the source(s) of the infiltration and inflow (I/I), removal of public I/I sources, and rehabilitation/replacement of the Rogers Street and Mifflin Road Pump Station and force main.

PROJECT JUSTIFICATION:

Both sewage pump stations and the force main that convey flow to the Streets Run Sanitary Trunk Sewer were constructed in the late 1940's and are reaching the end of their useful life. Additionally, past studies suggest this sewershed may be significantly impacted by high levels of infiltration/inflow.

RISK(S):

Increased combined sewer overflows and pump station system failures.

IMPACT ON OPERATIONS:

Increased operating flexibility and reliability.

CASH FLOW SUMMARY

FUNDING SOURCE(S)

	<u>FY 2023</u>	<u>FY 2024</u>	<u>FY 2025</u>	<u>FY 2026</u>	<u>FY 2027</u>	<u>Total</u>	<u>Debt (Revenue Bonds)</u>
Annual Allocation	\$958,333	\$726,667	\$613,667	\$7,447,000	\$7,447,000	\$17,192,667	

Wastewater System

6122 and 6150 Mifflin Road Demolition

PROJECT NUMBER: 2022-424-104-0

DSIC Eligible: No

PHASE:

Planning

PRIORITY:

Safety, Quality of Service

PROJECT DESCRIPTION:

This project associated with 31st Ward Pump Station and Appurtences - Phase 2 - providing for the demolition of 6122 and 6150 Mifflin Road.

PROJECT JUSTIFICATION:

This project is essential to the completion of the 31st Ward Pump Station and Appurtences project.

RISK(S):

Decreased ability to complete existing projects.

IMPACT ON OPERATIONS:

Increased operating flexibility and reliability.

CASH FLOW SUMMARY

FUNDING SOURCE(S)

	<u>FY 2023</u>	<u>FY 2024</u>	<u>FY 2025</u>	<u>FY 2026</u>	<u>FY 2027</u>	<u>Total</u>	<u>Debt (Revenue Bonds)</u>
Annual Allocation	\$50,000	\$0	\$0	\$0	\$0	\$50,000	

Wastewater System

Browns Hill Road Sewer Pump Station Replacement

PROJECT NUMBER: 2022-424-109-0

DSIC Eligible: No

PHASE:

Planning

PRIORITY:

Regulatory Compliance, Safety, Operating Efficiency, Quality of Service,

PROJECT DESCRIPTION:

Construction of a replacement 160 GPM sanitary sewer pump station, including standby power, safer ingress and egress for routine maintenance, a water supply for equipment wash down and odor control facilities, if required. Additionally, perform a condition assessment of the 4" force main (approx. 790 l.f.) constructed in 2007, but not utilized and confirm sanitary sewer separation occurred. Additional sewer separation may need to occur prior to modifying the existing diversion chamber.

PROJECT JUSTIFICATION:

The existing sanitary sewer pump station has reached the end of its useful life. The replacement station will provide increased operating efficiency and resiliency and improved safety conditions for staff.

RISK(S):

If the station is not replaced, pump or wet well failures could occur, which would result in sanitary sewer overflows. Sanitary sewer overflows could result in fines and notice of violations from regulating agencies.

IMPACT ON OPERATIONS:

Increased operating flexibility and reliability.

CASH FLOW SUMMARY

FUNDING SOURCE(S)

	<u>FY 2023</u>	<u>FY 2024</u>	<u>FY 2025</u>	<u>FY 2026</u>	<u>FY 2027</u>	<u>Total</u>	<u>Debt (Revenue Bonds)</u>
Annual Allocation	\$432,000	\$1,608,000	\$1,880,000	\$0	\$0	\$3,920,000	

Wastewater System

Large Diameter Sewer Rehabilitation Program

PROJECT NUMBER: 2020-424-101-0, 2020-424-107-0, 2021-424-105-0, 2022-424-110-0, 2024-400-100-0, 2025-400-100-0, 2026-400-100-0, 2027-400-100-0

DSIC Eligible: No

PHASE:
Design / Not Started

PRIORITY:
Regulatory Compliance, Safety, Operating Efficiency, Quality of Service,

PROJECT DESCRIPTION:
Proactive, trenchless rehabilitation of 36" diameter or greater sewer mains to restore structural integrity, reduce root intrusion, and reduce infiltration and inflow; including cleaning and pre and post construction CCTV inspections.

PROJECT JUSTIFICATION:
Provides the Authority with a means to address several moderate/major structural defects in pipe segments prior to complete failure. This trenchless pipe renewal method renews the asset, eliminates disruptive excavation, and is more cost effective than replacement.

RISK(S):
If moderate/major structural defects are not proactively addressed, complete failure will eventually occur and excavation will be required. Any complete failure that occurs will result in dramatically increased expenditures for repair.

IMPACT ON OPERATIONS:
Increased operating flexibility and reliability.

Program Year	<u>CASH FLOW SUMMARY</u>						<u>FUNDING SOURCE(S)</u>
	<u>FY 2023</u>	<u>FY 2024</u>	<u>FY 2025</u>	<u>FY 2026</u>	<u>FY 2027</u>	<u>Total</u>	
	\$12,774,486	\$2,997,238	\$4,266,000	\$4,897,000	\$4,957,000	\$29,891,724	
2020 Large Diameter Sewer Rehabilitation	\$623,290	\$0	\$0	\$0	\$0	\$623,290	Debt (Revenue Bonds) / DSIC – Wastewater
2021 Large Diameter Sewer Rehabilitation	\$7,136,911	\$0	\$0	\$0	\$0	\$7,136,911	
2022 Large Diameter Sewer Rehabilitation	\$4,536,190	\$522,000	\$0	\$0	\$0	\$5,058,190	
2023 Large Diameter Sewer Rehabilitation	\$478,095	\$1,935,238	\$0	\$0	\$0	\$2,413,333	
2024 Large Diameter Sewer Rehabilitation	\$0	\$540,000	\$3,706,000	\$414,000	\$0	\$4,660,000	
2025 Large Diameter Sewer Rehabilitation	\$0	\$0	\$560,000	\$3,903,000	\$437,000	\$4,900,000	
2026 Large Diameter Sewer Rehabilitation	\$0	\$0	\$0	\$580,000	\$4,100,000	\$4,680,000	
2027 Large Diameter Sewer Rehabilitation	\$0	\$0	\$0	\$0	\$420,000	\$420,000	

Wastewater System

M-29 Outfall Improvements

PROJECT NUMBER: 2018-424-103-0

DSIC Eligible: No

PHASE:
Construction

PRIORITY:
Regulatory Compliance, Quality of Service

PROJECT DESCRIPTION:
Modifying diversion chamber, rehabilitating culvert, constructing an endwall, and installing flapgate associated with the M-29 outfall structure.

PROJECT JUSTIFICATION:
The M-29 outfall structure is critical infrastructure that has been in jeopardy of failing for several years due to significant structural defects in the existing culvert.

RISK(S):
Project close-out phase. The M-29 outfall structure could have failed if not addressed through this project.

IMPACT ON OPERATIONS:
Increased operating flexibility and reliability.

CASH FLOW SUMMARY

FUNDING SOURCE(S)

	<u>FY 2023</u>	<u>FY 2024</u>	<u>FY 2025</u>	<u>FY 2026</u>	<u>FY 2027</u>	<u>Total</u>	<u>Debt (Revenue Bonds)</u>
Annual Allocation	\$250,000	\$0	\$0	\$0	\$0	\$250,000	

Wastewater System

Maytide Storm and Sanitary Sewer System Improvements

PROJECT NUMBER: 2017-424-109-0

DSIC Eligible: No

PHASE:

Design

PRIORITY:

Regulatory Compliance, Safety, Operating Efficiency, Quality of Service,

PROJECT DESCRIPTION:

Reconstruction of storm infrastructure from Merritt Avenue to the storm interceptor on Ravilla Avenue and the realignment of the 10" sanitary sewer on Maytide (Sanderson to Valline).

PROJECT JUSTIFICATION:

Localized property and street flooding has been well-documented for several years at this location and the undeveloped right-of-way of Sanderson has significantly deteriorated. Additionally, an inspection of the 10" sanitary sewer on Maytide Street revealed structural and construction defects.

RISK(S):

Continual degradation to a steep slope could result in property damage and an increased cost to stabilize.

IMPACT ON OPERATIONS:

Increased operating reliability.

CASH FLOW SUMMARY

FUNDING SOURCE(S)

	<u>FY 2023</u>	<u>FY 2024</u>	<u>FY 2025</u>	<u>FY 2026</u>	<u>FY 2027</u>	<u>Total</u>	<u>Debt (Revenue Bonds)</u>
Annual Allocation	\$118,027	\$4,026,497	\$1,957,785	\$0	\$0	\$6,102,309	

Wastewater System

Queenston Sewer Improvements

PROJECT NUMBER: 2019-424-103-2

DSIC Eligible: No

PHASE:

Design

PRIORITY:

Regulatory Compliance, Safety, Quality of Service

PROJECT DESCRIPTION:

Removal of a combined sewer diversion chamber and installation of new sewer infrastructure, which will result in the separation of the sewershed.

PROJECT JUSTIFICATION:

The existing sewer infrastructure (both storm and sanitary) have significant structural defects, which are located under a large structure in a paper street over 40 feet deep.

RISK(S):

The existing sewer infrastructure (both storm and sanitary) have significant structural defects, which if not mitigated, could result in property damage and increased costs.

IMPACT ON OPERATIONS:

Increased operating flexibility and reliability.

CASH FLOW SUMMARY

FUNDING SOURCE(S)

	<u>FY 2023</u>	<u>FY 2024</u>	<u>FY 2025</u>	<u>FY 2026</u>	<u>FY 2027</u>	<u>Total</u>	
Annual Allocation	\$2,210,550	\$243,203	\$0	\$0	\$0	\$2,453,753	Debt (Revenue Bonds)

Wastewater System

Sewer Reconstruction Program

PROJECT NUMBER: 2022-424-100-0, 2023-400-100-0, 2024-400-101-0, 2025-400-101-0, 2026-400-101-0, 2027-400-101-0

DSIC Eligible: Yes

PHASE:
Construction / Not Started

PRIORITY:
Regulatory Compliance, Safety, Quality of Service

PROJECT DESCRIPTION:
Reconstruction of existing sewers, manholes, catch basins, and inlets due to emergency situations or pipe failures.

PROJECT JUSTIFICATION:
The existing sewer system is aging and immediate repairs are required.

RISK(S):
The Authority may be subject to related fines due to sewer overflows or for non-compliance as outlined in the Consent Order and Agreement.

IMPACT ON OPERATIONS:
Increased operating flexibility and reliability.

Program Year	<u>CASH FLOW SUMMARY</u>						<u>FUNDING SOURCE(S)</u>
	<u>FY 2023</u>	<u>FY 2024</u>	<u>FY 2025</u>	<u>FY 2026</u>	<u>FY 2027</u>	<u>Total</u>	
	\$2,691,769	\$1,810,000	\$1,810,000	\$1,886,458	\$2,701,330	\$10,899,557	
2021 Sewer Reconstruction	\$200,000	\$0	\$0	\$0	\$0	\$200,000	Debt (Revenue Bonds) / DSIC – Wastewater
2022 Sewer Reconstruction	\$1,456,849	\$0	\$0	\$0	\$0	\$1,456,849	
2023 Sewer Reconstruction	\$1,034,920	\$775,080	\$0	\$0	\$0	\$1,810,000	
2024 Sewer Reconstruction	\$0	\$1,034,920	\$775,080	\$0	\$0	\$1,810,000	
2025 Sewer Reconstruction	\$0	\$0	\$1,034,920	\$775,080	\$775,080	\$2,585,080	
2026 Sewer Reconstruction	\$0	\$0	\$0	\$1,111,378	\$833,622	\$1,945,000	
2027 Sewer Reconstruction	\$0	\$0	\$0	\$0	\$1,092,628	\$1,092,628	

Wastewater System

Small Diameter Sewer Rehabilitation Program

PROJECT NUMBER: 2020-424-108-0, 2020-424-106-0 / 1 / 2, 2021-424-101-0 / 1/ 2, 2021-424-108-0/ 1/ 2/ 3, 2024-400-103-0, 2025-400-102-0, 2026-400-103-0, 2027-400-103-0, Unidentified

DSIC Eligible: Yes

PHASE:
Design, Construction, Not Started

PRIORITY:
Regulatory Compliance, Safety, Operating Efficiency, Quality of Service,

PROJECT DESCRIPTION:
Proactive, trenchless rehabilitation of sewer mains (36" diameter and less) to restore structural integrity, reduce root intrusion, and reduce infiltration and inflow; including cleaning and pre and post construction CCTV inspections.

PROJECT JUSTIFICATION:
Provides the Authority with a means to address several moderate/major structural defects in pipe segments prior to complete failure. This trenchless pipe renewal method renews the asset, eliminates disruptive excavation, and is more cost effective than replacement.

RISK(S):
If moderate/major structural defects are not proactively addressed, complete failure will eventually occur and excavation will be required. Any complete failure that occurs will result in dramatically increased expenditures for repair.

IMPACT ON OPERATIONS:
Increased operating flexibility and reliability.

Program Year	CASH FLOW SUMMARY						FUNDING SOURCE(S)
	FY 2023	FY 2024	FY 2025	FY 2026	FY 2027	Total	
	\$24,363,045	\$17,657,219	\$14,629,597	\$27,990,468	\$36,426,240	\$121,066,569	
2020 Small Diameter Sewer Rehabilitation Contract 2 Defined Sites	\$731,123	\$0	\$0	\$0	\$0	\$731,123	Debt (Revenue Bonds) / PENNVEST
2021 Small Diameter Rehabilitation	\$1,928,755	\$0	\$0	\$0	\$0	\$1,928,755	
2022 Small Diameter Rehabilitation	\$7,469,189	\$0	\$0	\$0	\$0	\$7,469,189	
2023 Small Diameter Rehabilitation	\$11,723,978	\$5,736,816	\$0	\$0	\$0	\$17,460,794	
2024 Small Diameter Rehabilitation	\$2,510,000	\$11,920,403	\$9,339,597	\$0	\$0	\$23,770,000	
2025 Small Diameter Rehabilitation	\$0	\$0	\$2,590,000	\$12,236,474	\$9,583,526	\$24,410,000	
2026 Small Diameter Rehabilitation	\$0	\$0	\$2,700,000	\$12,813,994	\$10,046,006	\$25,560,000	
2027 Small Diameter Rehabilitation	\$0	\$0	\$0	\$2,940,000	\$13,796,708	\$16,736,708	
2028 Small Diameter Rehabilitation	\$0	\$0	\$0	\$0	\$3,000,000	\$3,000,000	

Wastewater System

Wastewater Contingency

PROJECT NUMBER: 2023-400-102-0

DSIC Eligible: No

PHASE:
Not Applicable

PRIORITY:
Not Applicable

PROJECT DESCRIPTION:
Wastewater contingency pass-through project.

PROJECT JUSTIFICATION:
Improved efficiency of capital improvement plan fund management.

RISK(S):
No identified risks.

IMPACT ON OPERATIONS:
Improved efficiency of capital improvement plan management.

CASH FLOW SUMMARY

FUNDING SOURCE(S)

	<u>FY 2023</u>	<u>FY 2024</u>	<u>FY 2025</u>	<u>FY 2026</u>	<u>FY 2027</u>	<u>Total</u>	<u>Debt (Revenue Bonds)</u>
Annual Allocation	\$0	\$0	\$0	\$0	\$0	\$0	



Stormwater



Stormwater System

Braywood Stormwater Improvements

PROJECT NUMBER: 2022-424-105-0

DSIC Eligible: No

PHASE:

Design

PRIORITY:

Regulatory Compliance, Safety, Operating Efficiency, Quality of Service,

PROJECT DESCRIPTION:

Stormwater detention system in the right-of-way in and around Braywood Way to increase stormwater control and mitigate flooding experienced by residents. Infrastructure could include permeable pavement, bioswales, subsurface detention, etc. depending on design determinations. This project is subject to a cost share between the Pittsburgh Water and Sewer Authority and City of Pittsburgh.

PROJECT JUSTIFICATION:

There's a low point on Braywood Way that experiences persistent, severe flooding. This system is undersized and deteriorating, keeping up with minor precipitation events but the majority cause flooding.

RISK(S):

Risks associated with not completing this project include poor level of service.

IMPACT ON OPERATIONS:

This project would decrease the need for persistent catch basin cleaning in this location.

CASH FLOW SUMMARY

**FUNDING
SOURCE(S)**

	<u>FY 2023</u>	<u>FY 2024</u>	<u>FY 2025</u>	<u>FY 2026</u>	<u>FY 2027</u>	<u>Total</u>	
Annual Allocation	\$434,625	\$439,375	\$0	\$0	\$0	\$874,000	Debt (Revenue Bonds)

Stormwater System

Bus Rapid Transit Phase 2

PROJECT NUMBER: 2023-500-100-0

DSIC Eligible: No

PHASE:

Planning

PRIORITY:

Safety, Quality of Service, Organizational Goals, Social Impact

PROJECT DESCRIPTION:

The betterments in phase 2 currently includes the stormwater/green infrastructure (GI) improvements in the Uptown Neighborhood.

PROJECT JUSTIFICATION:

The construction of the BRT Project requires that certain facilities owned and/or operated by PWSA be removed, replaced, and/or relocated.

RISK(S):

Could result in PWSA being 100% responsible for the removal, replacement, and/or relocation of certain facilities owned and/or operated by PWSA.

IMPACT ON OPERATIONS:

Increased operating flexibility and reliability.

CASH FLOW SUMMARY

FUNDING SOURCE(S)

	<u>FY 2023</u>	<u>FY 2024</u>	<u>FY 2025</u>	<u>FY 2026</u>	<u>FY 2027</u>	<u>Total</u>	
Annual Allocation	\$0	\$500,000	\$500,000	\$500,000	\$0	\$1,500,000	Debt (Revenue Bonds)

Stormwater System

Bus Rapid Transit Stormwater Infrastructure Improvements

PROJECT NUMBER: 2020-GI-100-0

DSIC Eligible: No

PHASE:

Design

PRIORITY:

Safety, Quality of Service, Organizational Goals, Social Impact

PROJECT DESCRIPTION:

A cost share with the City of Pittsburgh's Department of Mobility and Infrastructure on the redesign of Forbes Avenue and Fifth Avenue to accommodate bus rapid transit from downtown to Birmingham Bridge. This project will include the installation of permeable paving, underground storage, and bioretention plantings and is tributary to the M-05 and M-19 outfall.

PROJECT JUSTIFICATION:

This project will help slow or reduce runoff into the combined sewer system during wet weather events.

RISK(S):

Wet weather flow may continue to flow into the combined sewer system prior to the completion of the project, which could cause issues during wet weather events.

IMPACT ON OPERATIONS:

Increased system reliability and improved system management.

CASH FLOW SUMMARY

FUNDING SOURCE(S)

	<u>FY 2023</u>	<u>FY 2024</u>	<u>FY 2025</u>	<u>FY 2026</u>	<u>FY 2027</u>	<u>Total</u>	
Annual Allocation	\$71,382	\$785,634	\$703,638	\$0	\$0	\$1,560,654	Debt (Revenue Bonds)

Stormwater System

Catch Basin and Inlet Replacement Program

PROJECT NUMBER: 2020-424-107-0, 2020-424-106-0/ 1/ 2, 2021-424-107-0, 2022-424-106-0, 2024-500-100-0, 2025-500-100-0, 2026-500-100-0, 2027-500-100-0, Unidentified

DSIC Eligible: No

PHASE: Construction / Not Started
PRIORITY: Regulatory Compliance, Safety, Operating Efficiency, Quality of Service
PROJECT DESCRIPTION: Strategic replacement of catch basins and storm inlets throughout the system to replace failed units, stormwater control reliability, and minimize disturbance to the community.
PROJECT JUSTIFICATION: By maintaining a proactive approach to asset management, efforts can be directed towards remedying assets before their failure, thus saving in overall replacement cost.
RISK(S): Overland and street flooding could occur due to a defective or undersized catch basin or storm inlet, creating a public health and safety hazard during wet weather events.
IMPACT ON OPERATIONS: Increased operating reliability.

<u>Program</u> <u>Year</u>	<u>CASH FLOW SUMMARY</u>						<u>FUNDING</u> <u>SOURCE(S)</u>
	<u>FY 2023</u>	<u>FY 2024</u>	<u>FY 2025</u>	<u>FY 2026</u>	<u>FY 2027</u>	<u>Total</u>	
	\$11,539,877	\$16,007,303	\$14,436,109	\$14,867,221	\$15,308,750	\$72,159,260	PENNVEST /Debt (Revenue Bonds)
2022 Catch Basin and Inlet Replacement	\$2,803,513	\$0	\$0	\$0	\$0	\$2,803,513	
2023 Catch Basin and Inlet Replacement	\$8,736,364	\$4,963,636	\$0	\$0	\$0	\$13,700,000	
2024 Catch Basin and Inlet Replacement	\$0	\$11,043,667	\$3,067,333	\$0	\$0	\$14,111,000	
2025 Catch Basin and Inlet Replacement	\$0	\$0	\$11,368,776	\$3,165,554	\$0	\$14,534,330	
2026 Catch Basin and Inlet Replacement	\$0	\$0	\$0	\$11,701,667	\$3,248,333	\$14,950,000	
2027 Catch Basin and Inlet Replacement	\$0	\$0	\$0	\$0	\$12,060,417	\$12,060,417	

Stormwater System

Dragoon Way Stormwater Improvements

PROJECT NUMBER: 2020-424-103-0

DSIC Eligible: No

PHASE:

Design

PRIORITY:

Regulatory Compliance, Safety, Operating Efficiency, Quality of Service

PROJECT DESCRIPTION:

This would involve upsizing stormwater infrastructure as well as road paving on Dragoon Way. This project is subject to a cost share between the Pittsburgh Water and Sewer Authority and City of Pittsburgh.

PROJECT JUSTIFICATION:

This area experiences significant roadway and property flooding. Runoff flows down Dragoon Way and through multiple Adelphia Street properties, flooding Adelphia Street. PWSA currently owns stormwater infrastructure on Adelphia Street that is undersized and deteriorating.

RISK(S):

Risks associated with not completing this project include poor level of service.

IMPACT ON OPERATIONS:

Reduced need for catch basin cleaning after significant precipitation events.

<u>CASH FLOW SUMMARY</u>							<u>FUNDING SOURCE(S)</u>
	<u>FY 2023</u>	<u>FY 2024</u>	<u>FY 2025</u>	<u>FY 2026</u>	<u>FY 2027</u>	<u>Total</u>	Debt (Revenue Bonds)
Annual Allocation	\$983,000	\$95,625	\$0	\$0	\$0	\$1,078,625	

Stormwater System

Fleury Way Stormwater Infrastructure Improvements

PROJECT NUMBER: 2021-424-102-0

DSIC Eligible: No

PHASE:
Construction

PRIORITY:
Regulatory Compliance, Safety, Operating Efficiency, Quality of Service

PROJECT DESCRIPTION:
Construction of storm sewer infrastructure to address persistent and severe street flooding and roadway damage. Project will include installing approximately 500 ft of 18" storm sewers and 4 new catch basins as well as inverting the crown of the road and adding proper curbing for optimal drainage. This project is subject to a cost share between the Pittsburgh Water and Sewer Authority and City of Pittsburgh.

PROJECT JUSTIFICATION:
After field assessment and review, the stormwater group ranked this issue as a "high priority" because of the severity of road degradation and persistent street flooding caused by lack of stormwater infrastructure and improper road design. This issue is located in the A-42 Green First sewershed.

RISK(S):
Continued road degradation and persistent flooding.

IMPACT ON OPERATIONS:
4 additional inlets, operations will need to be added to the cleaning schedule.

<u>CASH FLOW SUMMARY</u>							<u>FUNDING SOURCE(S)</u>
	<u>FY 2023</u>	<u>FY 2024</u>	<u>FY 2025</u>	<u>FY 2026</u>	<u>FY 2027</u>	<u>Total</u>	<u>Debt (Revenue Bonds)</u>
Annual Allocation	\$476,212	\$0	\$0	\$0	\$0	\$476,212	

Stormwater System

Four Mile Run Stormwater Infrastructure Improvements

PROJECT NUMBER: 2018-GI-102-0

DSIC Eligible: No

PHASE:
Construction

PRIORITY:
Regulatory Compliance, Safety, Operating Efficiency, Quality of Service

PROJECT DESCRIPTION:
Sewer separation, stream restoration, stream daylighting, bioretention, and underground storage to remove the existing stream base and wet weather flow currently discharging into the combined sewer located in M-29.

PROJECT JUSTIFICATION:
This project will separate wet weather flow being directly discharged into the Authority's combined sewer system.

RISK(S):
Wet weather flow may continue to flow into the combined sewer system prior to the completion of the project, which could create issues during wet weather events.

IMPACT ON OPERATIONS:
Increased operating flexibility and reliability.

<u>CASH FLOW SUMMARY</u>							<u>FUNDING SOURCE(S)</u>
	<u>FY 2023</u>	<u>FY 2024</u>	<u>FY 2025</u>	<u>FY 2026</u>	<u>FY 2027</u>	<u>Total</u>	<u>Debt (Revenue Bonds)</u>
Annual Allocation	\$645,557	\$4,500,108	\$8,723,924	\$6,171,203	\$0	\$20,040,792	

Stormwater System

Haverhill Street Improvements Project

PROJECT NUMBER: 2022-424-102-0

DSIC Eligible: No

PHASE:

Design

PRIORITY:

Regulatory Compliance, Safety, Operating Efficiency, Quality of Service

PROJECT DESCRIPTION:

This project will capture and redirect an existing nuisance groundwater seep into retention/slow release subsurface infrastructure, either in the form of a perforated pipe and gravel bed or a retention tank. The project will also involve landslide stabilization to prevent current persistent sediment accumulation in the downstream sewer and green infrastructure as well as associated roadway restoration. This project is subject to a cost share between the Pittsburgh Water and Sewer Authority and City of Pittsburgh.

PROJECT JUSTIFICATION:

There is currently an unmanaged groundwater seep flowing down Haverhill Street, flooding properties, depositing significant amounts of sediment into PWSA's sewer system and a PWSA green infrastructure site (Oakwood and Batavia). This project would decrease private property flooding, reduce the amount of sediment entering the sewer system, save PWSA maintenance costs involved with removing sediment from nearby catch basins and green infrastructure and stop continued green infrastructure system degradation caused by this seep.

RISK(S):

Risk of persistent depositing of sediment into PWSA's sewer system.

IMPACT ON OPERATIONS:

This would decrease maintenance needs for both the green infrastructure maintenance contract as well as the catch basin cleaning contract.

CASH FLOW SUMMARY

FUNDING SOURCE(S)

	<u>FY 2023</u>	<u>FY 2024</u>	<u>FY 2025</u>	<u>FY 2026</u>	<u>FY 2027</u>	<u>Total</u>	
Annual Allocation	\$1,003,900	\$104,500	\$0	\$0	\$0	\$1,108,400	Debt (Revenue Bonds)

Stormwater System

Lawn and Ophelia

PROJECT NUMBER: 2017-424-104-0

DSIC Eligible: No

PHASE:
Construction

PRIORITY:
Safety, Regulatory Compliance, Organizational Goals

PROJECT DESCRIPTION:
Project is located in the South Oakland neighborhood in the City of Pittsburgh and is a tributary to the M-19B outfall. This project is intended to be a community gathering space combined with stormwater management features.

PROJECT JUSTIFICATION:
It is anticipated that 1.9 impervious acres from neighboring roads and roofs can be managed.

RISK(S):
Risk of service disruption.

IMPACT ON OPERATIONS:
Increased system reliability and improved system management.

<u>CASH FLOW SUMMARY</u>							<u>FUNDING SOURCE(S)</u>
	<u>FY 2023</u>	<u>FY 2024</u>	<u>FY 2025</u>	<u>FY 2026</u>	<u>FY 2027</u>	<u>Total</u>	Debt (Revenue Bonds)
Annual Allocation	\$203,741	\$0	\$0	\$0	\$0	\$203,741	

Stormwater System

Martin Luther King Field Stormwater Infrastructure Improvements

PROJECT NUMBER: 2019-GI-104-0

DSIC Eligible: No

PHASE:

Design

PRIORITY:

Safety, Operating Efficiency, Quality of Service

PROJECT DESCRIPTION:

Installation of regenerative bioswale and underground detention facilities to capture and detain impervious acres from the adjacent streets and upstream separate storm sewers, which currently discharges into the combined sewer located in M-19.

PROJECT JUSTIFICATION:

This project will help slow or reduce runoff into the combined sewer system during wet weather events.

RISK(S):

Wet weather flow may continue to flow into the combined sewer system prior to the completion of the project, which could cause issues during wet weather events.

IMPACT ON OPERATIONS:

Increased system reliability and improved system management.

<u>CASH FLOW SUMMARY</u>							<u>FUNDING SOURCE(S)</u>
	<u>FY 2023</u>	<u>FY 2024</u>	<u>FY 2025</u>	<u>FY 2026</u>	<u>FY 2027</u>	<u>Total</u>	<u>Debt (Revenue Bonds)</u>
Annual Allocation	\$3,096,867	\$1,324,108	\$0	\$0	\$0	\$4,420,975	

Stormwater System

Maryland Avenue Stormwater Infrastructure Improvements

PROJECT NUMBER: 2017-424-101-0

DSIC Eligible: No

PHASE:
Construction

PRIORITY:
Safety, Operating Efficiency, Quality of Service

PROJECT DESCRIPTION:
Permeable paver based GSI project to manage approximately 5.3 acres of impervious acres for 1.5" runoff event.

PROJECT JUSTIFICATION:
The project purpose is to reduce combined sewer overflows at the downstream A-22 outfall while also improving performance of the local combined sewer system that has experienced surcharge and flooding during intense rain events in downstream areas of Shadyside.

RISK(S):
Risk of flooding and service disruption.

IMPACT ON OPERATIONS:
Increased system reliability and improved system management.

<u>CASH FLOW SUMMARY</u>							<u>FUNDING SOURCE(S)</u>
	<u>FY 2023</u>	<u>FY 2024</u>	<u>FY 2025</u>	<u>FY 2026</u>	<u>FY 2027</u>	<u>Total</u>	
Annual Allocation	\$6,925	\$0	\$0	\$0	\$0	\$6,925	Debt (Revenue Bonds)

Stormwater System

MS4 Permit PRP Plan Sediment Reduction Project

PROJECT NUMBER: 2023-500-101-0

DSIC Eligible: No

PHASE:
Not Started

PRIORITY:
Regulatory Compliance, Safety, Operating Efficiency, Quality of Service, Organizational Goals, Social Impact

PROJECT DESCRIPTION:
Pollutant Reduction Plan (PRP) project to reduce sediment and phosphate levels from entering designated impaired streams per the MS4 permit.

PROJECT JUSTIFICATION:
The MS4 permit requires a reduction of sediment and phosphate loading from baseline levels.

RISK(S):
Failure to meet future regulatory requirements.

IMPACT ON OPERATIONS:
Increased system reliability and improved system management.

<u>CASH FLOW SUMMARY</u>							<u>FUNDING SOURCE(S)</u>
	<u>FY 2023</u>	<u>FY 2024</u>	<u>FY 2025</u>	<u>FY 2026</u>	<u>FY 2027</u>	<u>Total</u>	Debt (Revenue Bonds)
Annual Allocation	\$173,000	\$605,000	\$307,500	\$0	\$0	\$1,085,500	

Stormwater System

Saw Mill Run Municipal Separate Storm Sewer System Compliance

PROJECT NUMBER: 2025-500-101-0

DSIC Eligible: No

PHASE:

Planning

PRIORITY:

Regulatory Compliance, Safety, Operating Efficiency, Quality of Service, Organizational Goals, Social Impact

PROJECT DESCRIPTION:

Identifying and completing projects related to Municipal Separate Storm Sewer System (MS4) compliance.

PROJECT JUSTIFICATION:

This project is necessary to become compliant with MS4 regulatory requirements.

RISK(S):

The timeline to complete the MS4 compliance projects could take longer than expected.

IMPACT ON OPERATIONS:

Increased system reliability and improved system management.

CASH FLOW SUMMARY

FUNDING SOURCE(S)

	<u>FY 2023</u>	<u>FY 2024</u>	<u>FY 2025</u>	<u>FY 2026</u>	<u>FY 2027</u>	<u>Total</u>	
Annual Allocation	\$0	\$0	\$500,000	\$1,500,000	\$1,500,000	\$3,500,000	Debt (Revenue Bonds)

Stormwater System

Saw Mill Run Watershed Improvements

PROJECT NUMBER: 2020-424-109-0

DSIC Eligible: No

PHASE:

Design

PRIORITY:

Safety, Operating Efficiency, Quality of Service

PROJECT DESCRIPTION:

Implementation of stormwater treatment and reconnection of streams to vegetated floodplains to help mitigate stormwater peak flows and reduce sediment and other pollutant loads. This project will demonstrate the effectiveness of green infrastructure in reducing pollutants, controlling CSO/SSOs, and restoring the health of the aquatic ecosystems in the Saw Mill Run watershed to comply with regulatory obligations.

PROJECT JUSTIFICATION:

This project will help to comply with regulatory obligations by reducing pollutants and controlling CSO/SSOs.

RISK(S):

It may be difficult to comply with certain regulatory obligations prior to the completion of the project.

IMPACT ON OPERATIONS:

Increased system reliability and improved system management.

<u>CASH FLOW SUMMARY</u>							<u>FUNDING SOURCE(S)</u>
	<u>FY 2023</u>	<u>FY 2024</u>	<u>FY 2025</u>	<u>FY 2026</u>	<u>FY 2027</u>	<u>Total</u>	<u>Debt (Revenue Bonds)</u>
Annual Allocation	\$850,000	\$150,000	\$0	\$0	\$0	\$1,000,000	

Stormwater System

Southside Flats Sewer Separation

PROJECT NUMBER: 2021-424-106-0

DSIC Eligible: No

PHASE:

Design

PRIORITY:

Safety, Operating Efficiency, Quality of Service

PROJECT DESCRIPTION:

Separation of 17 acres of combined sewer through the construction of storm drain along Wharton Street to 18th Street.

PROJECT JUSTIFICATION:

This project will help slow or reduce runoff into the combined sewer system during wet weather events.

RISK(S):

Community members are concerned about disruptions during construction and potential rooftop disconnect costs.

IMPACT ON OPERATIONS:

Increased system reliability and improved system management.

CASH FLOW SUMMARY

FUNDING SOURCE(S)

	<u>FY 2023</u>	<u>FY 2024</u>	<u>FY 2025</u>	<u>FY 2026</u>	<u>FY 2027</u>	<u>Total</u>	
Annual Allocation	\$3,327,529	\$2,232,587	\$0	\$0	\$0	\$5,560,116	Debt (Revenue Bonds)

Stormwater System

Southside Stormwater Infrastructure Improvements

PROJECT NUMBER: 2019-GI-100-0

DSIC Eligible: No

PHASE:

Design

PRIORITY:

Safety, Operating Efficiency, Quality of Service

PROJECT DESCRIPTION:

The Southside Green / Stormwater project is located in the M-16 sewershed, which discharges approximately 103MG of CSOs in a typical year as it is defined in the current system model. Additionally, there are 15 known surface streams/seeps within the park that appear to connect into the combined sewer system. The project will focus on stormwater management source control opportunities within Southside Park. The project will look at separating the stormwater runoff from the park and road right-of-way areas. It will connect through a new storm sewer discharge to be built under South 21st Street to the Monongahela River. The project will detain and slowly return the stormwater runoff to the combined sewer system.

PROJECT JUSTIFICATION:

This project will help comply with regulatory requirements by reducing CSOs.

RISK(S):

It may be difficult to comply with certain regulatory obligations prior to the completion of the project.

IMPACT ON OPERATIONS:

Increased system reliability and improved system management.

CASH FLOW SUMMARY

FUNDING SOURCE(S)

	<u>FY 2023</u>	<u>FY 2024</u>	<u>FY 2025</u>	<u>FY 2026</u>	<u>FY 2027</u>	<u>Total</u>	
Annual Allocation	\$2,029,140	\$2,703,667	\$0	\$0	\$0	\$4,732,807	Debt (Revenue Bonds)

Stormwater System

Stewart Avenue Stormwater Infrastructure Project

PROJECT NUMBER: 2022-424-1010

DSIC Eligible: No

PHASE:

Design

PRIORITY:

Safety, Operating Efficiency, Quality of Service

PROJECT DESCRIPTION:

Overland stormwater runoff during larger precipitation events in the Stewart Avenue area contribute to downstream flooding along Saw Mill Run Blvd, flooding of nearby private properties, street flooding, and roadway damage. Catch basins and storm inlets once discharged to an open drainage channel along Stewart Avenue, however this is no longer operational as the road was recently paved and widened, eliminating the channel. Recognizing that the Saw Mill Run stream corridor is overwhelmed during relatively small rainfall events, PWSA desires to evaluate alternatives with an emphasis toward source control measures and other green strategies where peak flows from the Stewart Avenue runoff area can be possibly detained and mitigated. This project is subject to a cost share between the Pittsburgh Water and Sewer Authority and City of Pittsburgh.

PROJECT JUSTIFICATION:

This project is necessary to increase stormwater service and control in the area, which is currently lacking adequate stormwater infrastructure.

RISK(S):

Failing to complete this project will lead to persistent private property and roadway flooding, chronic depreciation of roadway conditions, and continued worsening flooding and impairment of Saw Mill Run.

IMPACT ON OPERATIONS:

Increased system reliability and improved system management.

<u>CASH FLOW SUMMARY</u>							<u>FUNDING SOURCE(S)</u>
	<u>FY 2023</u>	<u>FY 2024</u>	<u>FY 2025</u>	<u>FY 2026</u>	<u>FY 2027</u>	<u>Total</u>	<u>Debt (Revenue Bonds)</u>
Annual Allocation	\$1,400,000	\$1,515,389	\$894,444	\$0	\$0	\$3,809,833	

Stormwater System

Thomas and McPherson Stormwater Infrastructure Improvements

PROJECT NUMBER: 2018-GI-106-0

DSIC Eligible: No

PHASE:
Construction

PRIORITY:
Safety, Operating Efficiency, Quality of Service

PROJECT DESCRIPTION:
Installation of roadside bioretention features to capture and detain impervious road runoff in the North Point Breeze neighborhood of the City of Pittsburgh, which is a tributary to the A-42 combined sewer outfall.

PROJECT JUSTIFICATION:
This project will help slow or reduce runoff into the combined sewer system during wet weather events.

RISK(S):
Wet weather flow may continue to flow into the combined sewer system prior to the completion of the project, which could in issues during wet weather events.

IMPACT ON OPERATIONS:
Increased system reliability and improved system management.

<u>CASH FLOW SUMMARY</u>							<u>FUNDING SOURCE(S)</u>
	<u>FY 2023</u>	<u>FY 2024</u>	<u>FY 2025</u>	<u>FY 2026</u>	<u>FY 2027</u>	<u>Total</u>	<u>Debt (Revenue Bonds)</u>
Annual Allocation	\$854,905	\$0	\$0	\$0	\$0	\$854,905	

Stormwater System

Volunteer's Field Stormwater Infrastructure Improvements

PROJECT NUMBER: 2018-GI-104-0/ 1

DSIC Eligible: No

PHASE:
Construction

PRIORITY:
Safety, Operating Efficiency, Quality of Service

PROJECT DESCRIPTION:
Project is located in the Carrick neighborhood of the City of Pittsburgh and is a tributary to Saw Mill Run. Installation of green infrastructure within the park to reduce sediment and other pollutant loads.

PROJECT JUSTIFICATION:
Required for compliance with the MS4 permit and EPA TMDL requirements. Project will also detain stormwater to reduce downstream flooding in Saw Mill Run.

RISK(S):
It may be difficult to comply with certain regulatory obligations prior to the completion of the project.

IMPACT ON OPERATIONS:
Increased operating flexibility and reliability.

<u>CASH FLOW SUMMARY</u>							<u>FUNDING SOURCE(S)</u>
	<u>FY 2023</u>	<u>FY 2024</u>	<u>FY 2025</u>	<u>FY 2026</u>	<u>FY 2027</u>	<u>Total</u>	<u>Debt (Revenue Bonds)</u>
Annual Allocation	\$413,125	\$0	\$0	\$0	\$0	\$413,125	

Stormwater System

Wet Weather Program Projects

PROJECT NUMBER: 2023-500-102-0

DSIC Eligible: No

PHASE:
Not Started

PRIORITY:
Regulatory Compliance, Safety, Operating Efficiency, Quality of Service, Organizational Goals, Social Impact

PROJECT DESCRIPTION:
This project is for improvements to the sewer system facilities to bring combined sewer overflows into compliance with the negotiated consent decree and to remediate sanitary sewer overflows.

PROJECT JUSTIFICATION:
This project is required to ensure PWSA meets regulatory requirements related to wet weather flow being directly discharged into the PWSA's combined sewer system.

RISK(S):
Failure to meet future regulatory requirements.

IMPACT ON OPERATIONS:
Increased system reliability and improved system management.

<u>CASH FLOW SUMMARY</u>							<u>FUNDING SOURCE(S)</u>
	<u>FY 2023</u>	<u>FY 2024</u>	<u>FY 2025</u>	<u>FY 2026</u>	<u>FY 2027</u>	<u>Total</u>	<u>Debt (Revenue Bonds)</u>
Annual Allocation	\$500,000	\$2,500,000	\$10,000,000	\$10,000,000	\$10,000,000	\$33,000,000	

Stormwater System

Wightman Park Phase 2 Project

PROJECT NUMBER: 2017-424-105-0 / 1

DSIC Eligible: No

PHASE:
Construction

PRIORITY:
Safety, Operating Efficiency, Quality of Service, Social Impact

PROJECT DESCRIPTION:
Project is located in the Squirrel Hill neighborhood of the City of Pittsburgh and is a tributary to the M-29 outfall. Stormwater management within the park itself as well as the necessary piping or inlet work to direct up to 3.25 impervious acres from the adjacent streets into the park. The Wightman Park project along with future street bioswale projects are expected to increase the impervious acres captured as well as alleviate reported sewer basement backups in the neighborhood around Wightman Park.

PROJECT JUSTIFICATION:
2.24 million gallons of stormwater runoff will be managed through this project in a typical year, producing downstream CSO reduction. The project will also improve the performance of adjacent, downstream sewers through peak flow reduction.

RISK(S):
Risk of fines due to sewer overflows or for non-compliance as outlined in the Consent Order and Agreement.

IMPACT ON OPERATIONS:
Increased operating flexibility and reliability.

<u>CASH FLOW SUMMARY</u>							<u>FUNDING SOURCE(S)</u>
	<u>FY 2023</u>	<u>FY 2024</u>	<u>FY 2025</u>	<u>FY 2026</u>	<u>FY 2027</u>	<u>Total</u>	<u>Debt (Revenue Bonds)</u>
Annual Allocation	\$182,166	\$0	\$0	\$0	\$0	\$182,166	

Stormwater System

Woodland Road Stormwater Infrastructure Improvements

PROJECT NUMBER: 2018-GI-108-0

DSIC Eligible: No

PHASE:
Construction

PRIORITY:
Safety, Operating Efficiency, Quality of Service

PROJECT DESCRIPTION:
Bioretention based GSI project to manage approximately 7 acres of impervious acres for 1.5" runoff event. Project location is in A-22 sewershed on the campus of Chatham University adjacent to Woodland Road

PROJECT JUSTIFICATION:
The project purpose is to reduce combined sewer overflows at the downstream A-22 outfall while also improving performance of the local combined sewer system that has experienced surcharge and flooding during intense rain events in downstream areas of Shadyside.

RISK(S):
Risk of service disruption.

IMPACT ON OPERATIONS:
Increased system reliability and improved system management.

<u>CASH FLOW SUMMARY</u>							<u>FUNDING SOURCE(S)</u>
	<u>FY 2023</u>	<u>FY 2024</u>	<u>FY 2025</u>	<u>FY 2026</u>	<u>FY 2027</u>	<u>Total</u>	
Annual Allocation	\$245,256	\$0	\$0	\$0	\$0	\$245,256	Debt (Revenue Bonds)

Stormwater System

Woods Run Stream Removal Stormwater Infrastructure Improvements

PROJECT NUMBER: 2017-424-108-0 / 1

DSIC Eligible: No

PHASE:
Construction

PRIORITY:
Safety, Operating Efficiency, Quality of Service

PROJECT DESCRIPTION:
This project will redirect an existing stream inflow location into a detain and slow release subsurface storage facility. The stream base and wet weather flow currently discharge directly into a 36" diameter combined sewer on Mairdale Avenue.

PROJECT JUSTIFICATION:
This project will separate wet weather flow being directly discharged into the PWSA's combined sewer system.

RISK(S):
Wet weather flow may continue to flow into the combined sewer system prior to the completion of the project, which could in issues during wet weather events.

IMPACT ON OPERATIONS:
Increased operating flexibility and reliability.

<u>CASH FLOW SUMMARY</u>							<u>FUNDING SOURCE(S)</u>
	<u>FY 2023</u>	<u>FY 2024</u>	<u>FY 2025</u>	<u>FY 2026</u>	<u>FY 2027</u>	<u>Total</u>	<u>Debt (Revenue Bonds)</u>
Annual Allocation	\$1,385,725	\$1,364,127	\$819,206	\$0	\$0	\$3,569,058	

Stormwater System

Stormwater Contingency

PROJECT NUMBER: 2023-500-103-0

DSIC Eligible: No

PHASE:
Not Applicable

PRIORITY:
Not Applicable

PROJECT DESCRIPTION:
Stormwater contingency pass-through project.

PROJECT JUSTIFICATION:
Improved efficiency of capital improvement plan fund management.

RISK(S):
No identified risks.

IMPACT ON OPERATIONS:
Improved efficiency of capital improvement plan management.

<u>CASH FLOW SUMMARY</u>							<u>FUNDING SOURCE(S)</u>
	<u>FY 2023</u>	<u>FY 2024</u>	<u>FY 2025</u>	<u>FY 2026</u>	<u>FY 2027</u>	<u>Total</u>	
Annual Allocation	\$0	\$0	\$0	\$0	\$0	\$0	Debt (Revenue Bonds)



Miscellaneous



Miscellaneous

2023 Capital Project Reclassification

PROJECT NUMBER: 2023-600-100-0

DSIC Eligible: No

PHASE: Not Applicable
PRIORITY: Operating Efficiency, Organizational Goals
PROJECT DESCRIPTION: Annual capital project reclassification project.
PROJECT JUSTIFICATION: This project is required to reclassify operating costs related to urgent water replacements, urgent sewer replacements, and manhole and point repairs.
RISK(S): Failure to fully capitalize PWSA assets.
IMPACT ON OPERATIONS: Increased operating flexibility and reliability.

CASH FLOW SUMMARY

FUNDING SOURCE(S)

	<u>FY 2023</u>	<u>FY 2024</u>	<u>FY 2025</u>	<u>FY 2026</u>	<u>FY 2027</u>	<u>Total</u>	
Annual Allocation	\$8,639,316	\$0	\$0	\$0	\$0	\$8,639,316	Debt (Revenue Bonds)

Miscellaneous

New Headquarters and Operations Facility

PROJECT NUMBER: 2023-600-101-0

DSIC Eligible: No

PHASE: Planning
PRIORITY: Operating Efficiency, Quality of Service, Organizational Goals
PROJECT DESCRIPTION: PWSA is searching for an area to build a new headquarters location that would also include a space for the operations division.
PROJECT JUSTIFICATION: A new location would provide additional space that is needed as a result of increased operations.
RISK(S): Increased operational challenges.
IMPACT ON OPERATIONS: Increased operating flexibility and reliability.

CASH FLOW SUMMARY

FUNDING SOURCE(S)

	<u>FY 2023</u>	<u>FY 2024</u>	<u>FY 2025</u>	<u>FY 2026</u>	<u>FY 2027</u>	<u>Total</u>	
Annual Allocation	\$2,500,000	\$15,000,000	\$15,000,000	\$32,500,000	\$0	\$50,000,000	Debt (Revenue Bonds)

Miscellaneous

Utility Cost Shares

PROJECT NUMBER: 2023-600-102-0

DSIC Eligible: No

PHASE: Not Started
PRIORITY: Operating Efficiency, Quality of Service, Organizational Goals
PROJECT DESCRIPTION: This project will fund future cost sharing projects.
PROJECT JUSTIFICATION: Cost sharing projects can provide a savings to the Authority.
RISK(S): Cost sharing projects have the potential to be delayed due to coordination issues.
IMPACT ON OPERATIONS: Increased operating flexibility and reliability.

CASH FLOW SUMMARY

FUNDING SOURCE(S)

	<u>FY 2023</u>	<u>FY 2024</u>	<u>FY 2025</u>	<u>FY 2026</u>	<u>FY 2027</u>	<u>Total</u>	
Annual Allocation	\$300,000	\$500,000	\$500,000	\$500,000	\$500,000	\$2,300,000	Debt (Revenue Bonds)

Miscellaneous

Miscellaneous Contingency

PROJECT NUMBER: 2023-600-103-0

DSIC Eligible: No

PHASE: Not Applicable
PRIORITY: Not Applicable
PROJECT DESCRIPTION: Miscellaneous contingency pass-through project.
PROJECT JUSTIFICATION: Improved efficiency of capital improvement plan fund management.
RISK(S): No identified risks.
IMPACT ON OPERATIONS: Improved efficiency of capital improvement plan management.

CASH FLOW SUMMARY

FUNDING SOURCE(S)

	<u>FY 2023</u>	<u>FY 2024</u>	<u>FY 2025</u>	<u>FY 2026</u>	<u>FY 2027</u>	<u>Total</u>	
Annual Allocation	\$0	\$0	\$0	\$0	\$0	\$0	Debt (Revenue Bonds)