

April 29, 2011

Rosemary Chiavetta, Secretary
Pennsylvania Public Utility Commission
P.O. Box 3265
Harrisburg, PA 17120

RECEIVED
APR 29 2011
PA PUBLIC UTILITY COMMISSION
SECRETARY'S BUREAU

Re: Joint 1st Quarter 2011 Reliability Report – Pennsylvania Power Company, Pennsylvania Electric Company and Metropolitan Edison Company - Pursuant to 52 Pa. Code § 57.195(d)and(e)

Dear Secretary Chiavetta,

L-00030161

Enclosed for filing on behalf of Pennsylvania Power Company, Pennsylvania Electric Company, and Metropolitan Edison Company (collectively, the “Companies”) is an original and six (6) copies of their Joint 1st Quarter 2011 Reliability Report – Public Version, pursuant to 52 Pa. Code § 57.195(d) and (e).

On December 22, 2004, the Companies filed an Application for Protective Order at Docket No. L-000301061. The Application was granted, allowing the Companies to file proprietary versions of the quarterly reliability reports. The Proprietary Version of this report is being filed under separate cover.

Sincerely,



Douglas S. Elliott
President, Pennsylvania Operations
(610) 921-6060
elliottd@firstenergycorp.com



Eric J. Dickson
Director, Operations Services
(330) 384-5970
dickson@firstenergycorp.com



RECEIVED

APR 29 2011

PA. PUBLIC UTILITY COMMISSION
SECRETARY'S BUREAU

Joint 2011 1st Quarter Reliability Report

Pennsylvania Power Company,
Pennsylvania Electric Company and
Metropolitan Edison Company

Pursuant to 52 Pa. Code § 57.195(d) and (e)

Blank Page

Joint 1st Quarter 2011 Reliability Report – Pennsylvania Power Company, Pennsylvania Electric Company and Metropolitan Edison Company

The following Joint 1st Quarter 2011 Reliability Report is filed on behalf of Pennsylvania Power Company (“Penn Power”), Pennsylvania Electric Company (“Penelec”), and Metropolitan Edison Company (“Met-Ed”), collectively referred to as the “Companies” for the period-ending March 31, 2011.

Section 57.195(e)(1): A description of each major event that occurred during the preceding quarter, including the time and duration of the event, the number of customers affected, the cause of the event and any modified procedures adopted in order to avoid or minimize the impact of similar events in the future^a.

Major Events

FirstEnergy Company	Customers Affected	Time and Duration of the Event		Cause of the Event	Commission Approval Status
Met-Ed	56,679	Duration	2 days 12 hours 55 minutes	Winter storm with freezing rain and high winds	Approved April 26, 2011
		Start Date/Time	February 2, 2011 at 1:05am		
		End Date/Time	February 4, 2011 at 2:00pm		

^a For purposes of this Joint Report, all reliability reporting is based upon the Pennsylvania Public Utility Commission's definitions for momentary outages and major events pursuant to 52 Pa. Code § 57.192

Section 57.195(e)(2): Rolling 12-month reliability index values (SAIFI, CAIDI, SAIDI, and if available MAIFI) for the EDC's service territory for the preceding quarter. The report shall include the data used in calculating the indices, namely the average number of customers served, the number of sustained customer interruptions, the number of customers affected, and the customer minutes of interruption. If MAIFI values are provided, the report shall also include the number of customer momentary interruptions.

Reliability Index Values

1Q 2011 (12-Mo. Rolling)	Penn Power			Penelec			Met-Ed		
	Benchmark	12-Month Standard	12-Month Actual	Benchmark	12-Month Standard	12-Month Actual	Benchmark	12-Month Standard	12-Month Actual
SAIFI	1.12	1.34	0.90	1.26	1.52	1.39	1.15	1.38	1.46 ^b
CAIDI	101	121	105	117	141	123	117	140	111
SAIDI	113	162	94	148	213	172	135	194	161
Customers Served ^(a)	158,282			584,705			547,772		
Number of Sustained Interruptions	3,097			11,882			9,951		
Customers Affected	141,695			814,800			797,562		
Customer Minutes	14,847,253			100,346,666			88,359,821		

(a) Represents the average number of customers served during the reporting period.

Penn Power, Penelec, and Met-Ed results for 1st Quarter 2011 are:

Penn Power	
SAIFI	33% better than Commission's 12-Month Standard 20% better than Commission's Benchmark 11% improvement over 12-Month Rolling Actual for 4Q2010
CAIDI	13% better than Commission's 12-Month Standard
SAIDI	42% better than Commission's 12-Month Standard 17% better than Commission's Benchmark 1% improvement over 12-Month Rolling Actual for 4Q2010
Penelec	
SAIFI	9% better than Commission's 12-Month Standard
CAIDI	13% better than Commission's 12-Month Standard 1% improvement over 12-Month Rolling Actual for 4Q 2010
SAIDI	19% better than Commission's 12-Month Standard
Met-Ed	
SAIFI	3% improvement over 12-Month Rolling Actual for 4Q2010
CAIDI	21% better than Commission's 12-Month Standard 7% improvement over 12-Month Rolling Actual for 4Q2010
SAIDI	17% better than Commission's 12-Month Standard 11% improvement over 12-Month Rolling Actual for 4Q2010

^b Met-Ed's SAIFI has shown at 3% improvement over 4Q2010, however the higher-than-normal SAIFI is directly attributed to several non-excludable storm events. In 2011, Met-Ed will continue a series of reliability improvement initiatives to "harden" the three-phase distribution backbone. Examples of these SAIFI initiatives include SAIFI engineering analysis on the high SAIFI circuits and installing additional fuses and reclosers as well as continued emphasis on improved handling of Forestry Management to target overhang and off-corridor danger trees.

Section 57.195(e)(3): Rolling 12-month reliability index values (SAIFI, CAIDI, SAIDI, and if available, MAIFI) and other pertinent information such as customers served, number of interruptions, customer minutes interrupted, number of lockouts, and so forth, for the worst performing 5% of the circuits in the system. An explanation of how the EDC defines its worst performing circuits shall be included.

Worst Performing Circuits – Reliability Indices

Penn Power, Penelec, and Met-Ed's ranking of the 5% Worst Performing Circuits are provided in Attachment A of this report.

Section 57.195(e)(4): Specific remedial efforts taken and planned for the worst performing 5% of the circuits identified in paragraph (3).

Worst Performing Circuits – Remedial Action

Penn Power, Penelec, and Met-Ed's Remedial Actions for Worst Performing Circuits are provided in Attachment B of this report.

Blank Page

Section 57.195(e)(5): A rolling 12-month breakdown and analysis of outage causes during the preceding quarter, including the number and percentage of service outages, the number of customers interrupted, and customer interruption minutes categorized by outage cause such as equipment failure, animal contact, tree related, and so forth. Proposed solutions to identified service problems shall be reported.

Outages by Cause

Outages by Cause – Penn Power

Outages by Cause				
1st Quarter 2011 12-Month Rolling	Penn Power			
Cause	Customer Minutes	Number of Sustained Interruptions	Customers Affected	% Based on Number of Outages
TREES/NOT PREVENTABLE	6,111,889	659	10,399	21.28%
LIGHTNING	1,628,862	492	4,970	15.89%
EQUIPMENT FAILURE	1,766,431	413	531	13.34%
ANIMAL	705,170	393	36,722	12.69%
BIRD	353,191	310	2	10.01%
LINE FAILURE	1,809,967	260	7,673	8.40%
UNKNOWN	495,012	162	198	5.23%
VEHICLE	1,244,154	92	1,254	2.97%
OVERLOAD	129,403	78	4	2.52%
FORCED OUTAGE	227,128	63	14,002	2.03%
PREVIOUS LIGHTNING	45,159	51	11,005	1.65%
TREES/PREVENTABLE	85,166	39	248	1.26%
HUMAN ERROR -NON-COMPANY	180,601	38	4	1.23%
CUSTOMER EQUIPMENT	18,891	14	1,984	0.45%
UG DIG-UP	5,020	12	798	0.39%
OBJECT CONTACT WITH LINE	15,690	8	35,982	0.26%
HUMAN ERROR - COMPANY	10,845	6	665	0.19%
VANDALISM	12,210	3	30	0.10%
ICE	1,510	2	6,628	0.06%
FIRE	102	1	137	0.03%
OTHER ELECTRIC UTILITY	852	1	8,459	0.03%
TOTAL	14,847,253	3,097	141,695	100.00%

Proposed Solutions – Penn Power

Trees Non-Preventable

Forestry Services reviews the “Trees Non-Preventable” outages to see if there has been a high frequency of occurrences on the circuit. A patrol of the circuit is conducted to identify trees that need to be trimmed or removed to avoid future outages. In addition, line and forestry personnel patrol for Danger / Priority trees as part of their daily work routine. The Danger / Priority Tree program identifies off right-of-way trees that present a hazard to power lines. Under this program all circuits that have had “Trees Non-Preventable” caused outages are prioritized based on customer outage minutes. A patrol of the three-phase backbone of each circuit is performed and foresters work with private property owners to remove any potentially dangerous tree conditions.

Lightning

The number of lightning caused outages are mitigated through Penn Power's reliability improvement strategy. This includes the inspection and maintenance practices such as circuit inspections and annual main feed inspections. These inspections can locate blown lightning arresters, broken grounds, and other condition items which could lead to higher lightning caused outages. Substations also contain lightning protection through equipment such as line arresters and grounding. These items are maintained by the substation group based on the substation practices. Distribution protection coordination reviews allow for fewer number of customers affected and quicker isolation of the affected circuit sections. In addition, Penn Power conducts periodic reviews of multi-operation devices to identify causes and trends and will engineer solutions to reduce the frequency of the outages.

Equipment Failure

The number of equipment failures are mitigated by way of inspection and maintenance practices, such as circuit inspections and others. Further, distribution circuit protection coordination reviews and the enhanced circuit protection schemes that result will provide isolation of equipment failures and lessen the impact of outages to a smaller number of customers.

Penn Power's review has shown an increase in the number of outages from cutouts. Porcelain cutouts were found to be the major cause for cutout-related outages, resulting in the discontinued use of porcelain cutouts for new installations, and older porcelain cutouts are being replaced with new polymer cutouts when they fail.

In 2010, 101 of Penn Power's circuits main feed three phase backbone was inspected twice, once in the winter/spring and once in the fall, to identify critical problems before they cause an outage. Infrared scanning of three phase backbone occurred on 9 circuits. These scans find "hot spots" that are repaired before they can cause an outage. In addition, comprehensive helicopter inspections were performed on 119 miles of 69kV lines to identify critical problems before and outage is caused.

Outages by Cause – Penelec

Outages by Cause				
1st Quarter 2011 12-Month Rolling	Penelec			
Cause	Customer Minutes	Number of Sustained Interruptions	Customers Affected	% Based on Number of Outages
EQUIPMENT FAILURE	25,636,994	3,515	243,333	29.58%
UNKNOWN	6,408,226	1,756	87,269	14.78%
TREES/NOT PREVENTABLE	30,163,285	1,710	158,405	14.39%
ANIMAL	2,342,559	1,159	25,341	9.75%
LINE FAILURE	13,359,623	1,002	123,946	8.43%
FORCED OUTAGE	3,057,433	682	41,582	5.74%
LIGHTNING	4,352,916	528	34,039	4.44%
BIRD	392,334	354	5,249	2.98%
VEHICLE	3,558,701	326	27,156	2.74%
OVERLOAD	926,930	163	12,768	1.37%
HUMAN ERROR -NON-COMPANY	1,049,857	105	8,386	0.88%
HUMAN ERROR - COMPANY	147,158	99	7,625	0.83%
OTHER ELECTRIC UTILITY	284,892	87	1,593	0.73%
PREVIOUS LIGHTNING	141,632	82	3,304	0.69%
UG DIG-UP	405,601	74	1,985	0.62%
WIND	6,872,079	61	21,208	0.51%
TREES/PREVENTABLE	29,378	38	354	0.32%
ICE	19,514	37	141	0.31%
OBJECT CONTACT WITH LINE	427,667	27	1,811	0.23%
VANDALISM	413,134	22	1,992	0.19%
FIRE	62,403	17	492	0.14%
CUSTOMER EQUIPMENT	28,843	16	208	0.13%
OTHER UTILITY-NON ELEC	35,388	8	351	0.07%
SWITCHING ERROR	208,138	8	5,981	0.07%
CONTAMINATION	21,981	6	281	0.05%
TOTAL	100,346,666	11,882	814,800	100.00%

Proposed Solutions – Penelec

Equipment Failure

Porcelain cutout failures represent approximately one third of the equipment failure outages in Penelec. To address this cause, Penelec has been replacing porcelain cutouts with polymer cutouts on the main feed three phase backbone of circuits since 2009.

In addition, inspection and maintenance practices, such as overhead circuit inspections, identify and correct potential equipment-related problems before they cause an outage. Penelec's entire main feed three-phase backbone system has been inspected at least once since 2008 and is currently on a 5 year cycle of inspections. Off-cycle inspections are performed based on circuit performance and may include infrared scanning to assist in identification of potential equipment problems.

To reduce the impact of outages, distribution circuit protection coordination reviews and the enhanced circuit protection schemes that result provide isolation of equipment failures.

To limit the number of multiple outages at the same location, Engineering Services continually monitors and investigates devices experiencing three or more outages in sixty days to identify causes and trends of equipment failures and other outages.

Unknown Outages

Outage-by-cause analysis is one of the tools used to analyze and develop circuit and system reliability improvement plans. If the troubleshooter cannot accurately identify the cause of an outage, that outage is coded with an unknown cause. To limit the number of unknown outages, and to identify the outage cause, troubleshooters are directed to continue to patrol a circuit, even after service has been restored, as long as those patrols will not interfere with restoration of other customers. Significant unknown outages are reviewed by reliability engineering, with post outage circuit inspections being completed as needed by reliability inspectors.

Trees Non-Preventable

Forestry Services reviews the "Trees Non-Preventable" outages to see if there has been a high frequency of occurrences on the circuit. A patrol of the circuit is conducted to identify dead or diseased trees that need to be trimmed or removed to avoid future outages. In addition, line and forestry personnel patrol for Danger / Priority trees as part of their daily work routine. The Danger / Priority Tree inspections identify off right-of-way trees that present a hazard to power lines. Circuits are then prioritized by customer minutes due to "Trees Non-Preventable" outages. A patrol of the entire circuit is performed and Forestry Services works with private property owners to remove any potentially dangerous tree conditions. This practice has been adopted as part of our normal tree trimming maintenance program.

Outages by Cause – Met-Ed

Outages by Cause				
1st Quarter 2011 12-Month Rolling	Met-Ed			
Cause	Customer Minutes	Number of Sustained Interruptions	Customers Affected	% Based on Number of Outages
EQUIPMENT FAILURE	17,937,065	2,479	238,887	24.91%
TREES/NOT PREVENTABLE	34,706,682	2,033	193,590	20.43%
ANIMAL	2,691,481	1,558	29,606	15.66%
UNKNOWN	3,481,053	1,181	38,267	11.87%
LINE FAILURE	11,299,515	924	88,380	9.29%
LIGHTNING	2,570,924	376	16,296	3.78%
FORCED OUTAGE	3,074,544	344	53,621	3.46%
VEHICLE	5,530,727	268	50,378	2.69%
BIRD	112,347	194	1,817	1.95%
TREES/PREVENTABLE	658,863	152	6,433	1.53%
OVERLOAD	1,836,140	101	12,124	1.01%
HUMAN ERROR - COMPANY	924,557	71	40,980	0.71%
HUMAN ERROR - NON-COMPANY	605,361	69	9,680	0.69%
PREVIOUS LIGHTNING	131,057	65	1,203	0.65%
UG DIG-UP	129,363	35	609	0.35%
OBJECT CONTACT WITH LINE	263,777	21	3,367	0.21%
WIND	1,546,748	21	4,658	0.21%
CUSTOMER EQUIPMENT	8,990	18	102	0.18%
OTHER ELECTRIC UTILITY	411,694	16	4,211	0.16%
VANDALISM	363,914	16	3,065	0.16%
FIRE	57,847	4	196	0.04%
ICE	1,123	3	13	0.03%
OTHER UTILITY-NON ELEC	16,049	2	79	0.02%
TOTAL	88,359,821	9,951	797,562	100.00%

Proposed Solutions – Met-Ed

Equipment Failure

The number of equipment failures are mitigated by way of inspection and maintenance practices, such as circuit inspections and others. Further, distribution circuit protection coordination reviews and the enhanced circuit protection schemes that result provide isolation of equipment failures and lessen the impact of outages to a smaller number of customers. In addition, the Engineering Department periodically conducts a multi-operation device review to identify causes and trends of equipment failures and other outage causes. Engineering then plans accordingly to repair or replace facilities.

Trees Non-Preventable

Forestry Services reviews areas where “Trees Non-Preventable” outages occur to see if there has been a high frequency of occurrence. A patrol of the circuit is conducted to identify trees that need to be trimmed or removed to avoid future outages. In addition, line and forestry personnel patrol for Danger / Priority trees as part of their daily work routine. The Danger / Priority Tree program identifies off right-of-way trees that present a hazard to power lines.

Under the Danger / Priority Tree program, circuits identified by the Engineering Department that have had “Trees Non-Preventable” caused outages are prioritized based on customer outage minutes. A patrol of the three-phase backbone of each circuit is performed and foresters identify any potentially dangerous tree conditions. If the tree cannot be removed, overhang at the location is removed.

Animal

Animal guards are installed on equipment where high frequencies of animal-related outages are experienced. When possible, animal guards are installed at the time service is restored for the outages caused by animals. In addition, Met-Ed requires animal guards to be installed on all new overhead and underground riser installations.

Section 57.195(e)(6): Quarterly and year-to-date information on progress toward meeting transmission and distribution inspection and maintenance goals/objectives (for first, second and third quarter reports only).

T&D Inspection and Maintenance Programs

Inspection and Maintenance 2011		Penn Power			Penelec			Met-Ed		
		Planned	Completed		Planned	Completed		Planned	Completed	
		Annual	1Q	YTD	Annual	1Q	YTD	Annual	1Q	YTD
Forestry	Transmission (Miles)	30.39	21.00	21.00	185.35	0.00	0.00	78.58	0.00	0.00
	Distribution (Miles)	1,136	319	319	3,729	771	771	2,874	594	594
Transmission	Aerial Patrols	2	0	0	2	0	0	2	0	0
	Groundline ^c	0	0	0	1,301	0	0	0	0	0
Substation	General Inspections	960	240	240	4,956	1,239	1,239	2,616	654	654
	Transformers	125	55	55	761	562	562	337	124	124
	Breakers	36	3	3	439	244	244	241	62	62
	Relay Schemes	87	24	24	736	283	283	315	127	127
Distribution	Capacitors	995	995	995	8,654	8,496	8,496	4,621	4,621	4,621
	Poles	10,600	1,874	1,874	41,111	0	0	28,433	31,428	31,428
	Reclosers	748	0	0	2,478	0	0	901	901	901
	Radio-Controlled Switches	Penn Power has no radio-controlled switches			2,164	212	212	92	0	0

General Note:

Unless specified otherwise, all inspections are reported on a unit basis rather than on a location basis.

^c Transmission groundline inspections:

- Penn Power includes 69kV and 138kV
- Penelec includes 115kV
- Met-Ed includes 69kV, 115kV and 230 kV

Section 57.195(e)(7): Quarterly and year-to-date information on budgeted versus actual transmission and distribution operation and maintenance expenditures in total and detailed by the EDC's own functional account code or FERC account code as available. (For first, second and third quarter reports only).

Budgeted vs. Actual T&D Operation & Maintenance Expenditures

T&D O&M - 1Q / YTD March 2011 (\$)						
Company	PUC Category	1Q Actuals	1Q Budget	YTD Actual	YTD Budget	Annual Budget
Penn Power	Corrective Maintenance	204,177	72,166	204,177	72,166	368,409
	Preventive Maintenance	99,784	0	99,784	0	0
	Storms	150,259	291,494	150,259	291,494	1,195,123
	Vegetation Management	127,270	266,841	127,270	266,841	884,234
	Misc	755,579	1,374,191	755,579	1,374,191	5,186,713
	Operations	636,351	534,374	636,351	534,374	1,402,946
Penn Power Total		1,973,420	2,539,066	1,973,420	2,539,066	9,037,425
Penelec	Corrective Maintenance	803,809	804,834	803,809	804,834	3,695,388
	Preventive Maintenance	1,407,708	1,113,256	1,407,708	1,113,256	5,032,902
	Storms	510,435	892,164	510,435	892,164	3,866,263
	Vegetation Management	755,906	708,376	755,906	708,376	4,986,170
	Misc	2,233,702	3,138,226	2,233,702	3,138,226	13,844,151
	Operations	3,755,930	4,747,247	3,755,930	4,747,247	16,212,823
Penelec Total		9,467,490	11,404,103	9,467,490	11,404,103	47,637,697
Met-Ed	Corrective Maintenance	661,122	654,574	661,122	654,574	2,656,243
	Preventive Maintenance	681,376	904,797	681,376	904,797	3,733,258
	Storms	4,884,308	2,091,035	4,884,308	2,091,035	8,796,475
	Vegetation Management	598,901	845,523	598,901	845,523	4,784,291
	Misc	2,161,869	2,227,718	2,161,869	2,227,718	9,672,868
	Operations	3,510,449	3,281,667	3,510,449	3,281,667	11,637,799
Met-Ed Total		12,498,025	10,005,314	12,498,025	10,005,314	41,280,934
Grand Total		23,938,935	23,948,483	23,938,935	23,948,483	97,956,056

Section 57.195(e)(8): Quarterly and year-to-date information on budgeted versus actual transmission and distribution capital expenditures in total and detailed by the EDC's own functional account code or FERC account code as available. (For first, second and third quarter reports only).

Budgeted vs. Actual T&D Capital Expenditures

T&D Capital Only Includes CIAC (net) - 1Q /YTD March 2011 (\$)						
Company	PUC Category	1Q Actual	1Q Budget	YTD Actual	YTD Budget	Annual Budget
Penn Power	New Business	1,231,179	427,403	1,231,179	427,403	2,860,500
	Reliability	719,995	2,159,584	719,995	2,159,584	8,884,642
	Capacity	196,458	223,436	196,458	223,436	516,666
	Misc	506,196	520,726	506,196	520,726	1,302,047
	Forced	1,597,221	1,230,690	1,597,221	1,230,690	4,805,563
	Vegetation Management	1,363,233	1,460,394	1,363,233	1,460,394	4,867,980
PennPower Total		5,614,282	6,022,233	5,614,282	6,022,233	23,237,398
Penelec	New Business	3,602,876	4,130,606	3,602,876	4,130,606	19,321,082
	Reliability	10,626,441	13,230,787	10,626,441	13,230,787	39,198,455
	Capacity	5,194,947	7,173,362	5,194,947	7,173,362	18,435,969
	Misc	688,786	4,812,970	688,786	4,812,970	17,564,055
	Forced	7,095,898	5,288,563	7,095,898	5,288,563	28,527,644
	Vegetation Management	3,918,842	3,341,435	3,918,842	3,341,435	15,669,629
Penelec Total		31,127,790	37,977,723	31,127,790	37,977,723	138,716,834
Met-Ed	New Business	3,456,471	5,020,136	3,456,471	5,020,136	21,454,639
	Reliability	4,842,667	6,222,501	4,842,667	6,222,501	25,848,587
	Capacity	1,851,898	2,382,800	1,851,898	2,382,800	7,944,344
	Misc	1,670,292	2,649,171	1,670,292	2,649,171	9,552,347
	Forced	5,608,219	5,772,090	5,608,219	5,772,090	21,518,803
	Vegetation Management	3,674,560	3,681,044	3,674,560	3,681,044	15,756,410
Met-Ed Total		21,104,107	25,727,742	21,104,107	25,727,742	102,075,130
Grand Total		57,846,179	69,727,698	57,846,179	69,727,698	264,029,362

Section 57.195(e)(9): Dedicated staffing levels for transmission and distribution operation and maintenance at the end of the quarter, in total and by specific category (for example, linemen, technician, and electrician).

Staffing Levels

Penn Power 2011					
Department	Staff	1Q	2Q	3Q	4Q
Line	Leader / Chief	27			
	Lineman	54			
Substation	Technician	6			
	Construction & Maintenance (C&M)	14			
Total		101			

Penelec 2011					
Department	Staff	1Q	2Q	3Q	4Q
Line	Leader / Chief	140			
	Lineman	189			
Substation	Technician	8			
	Construction & Maintenance (C&M)	69			
Total		406			

Met-Ed 2011					
Department	Staff	1Q	2Q	3Q	4Q
Line	Leader / Chief	53			
	Lineman	159			
Substation	Technician	12			
	Construction & Maintenance (C&M)	57			
Total		281			

Section 57.195(e)(10): Quarterly and year-to-date information on contractor hours and dollars for transmission and distribution operation and maintenance.

Contractor Expenditures

Contractor expenses are billed on a lump sum basis and as such, hourly information is not available.

This portion of the report is confidential per Docket L-00301061.

Section 57.195(e)(11): Monthly call-out acceptance rate for transmission and distribution maintenance workers presented in terms of both the percentage of accepted calls-out and the amount of time it takes the EDC to obtain the necessary personnel. A brief description of the EDC's call-out procedure should be included when appropriate.

Call-out Acceptance Rate

Call-out percentage is defined as the number of positive responses to total calls.

This portion of the report is confidential per Docket L-00301061.

Call-out Response

Larger utilities report the amount of time it takes to obtain the necessary personnel during call-outs. The Companies have worked with other utilities to ensure consistency in calculating and reporting this data.

This portion of the report is confidential per Docket L-00301061.

ATTACHMENT A

Worst Performing Circuits - Reliability Indices

Blank Page

The Companies define their 5% worst performing circuits based on SAIDI. The Companies use SAIDI as a measure of circuit performance. The SAIDI index is a measure of the total customer minutes of distribution outages on the circuit. Beginning in 2006, distribution circuits were ranked based on SAIDI contribution to the overall Company SAIDI (customer minutes).

Penn Power													
Circuit Rank	Substation	Circuit Desc	District	Average Customers (1)	Outages (2)	Lockouts (3)	Customer Minutes (4)	Customers Affected (5)	SAIDI Impact (6)	SAIDI (7)	SAIFI (7)	CAIDI (7)	MAIFI (7)
1	CANAL	W-101	CLARK	1,502	8	1	268,644	1,547	1.70	179	1.03	173.7	5.00
2	HARTSTOWN	W-126	CLARK	2,166	11	0	171,451	1,783	1.08	79	0.82	96.2	0.00
3	HADLEY	W-195	CLARK	961	9	0	155,415	594	0.98	162	0.62	261.6	0.00
4	INGOMAR	D620	ZELIENOPLE	1,244	3	0	136,113	262	0.86	109	0.21	519.5	0.00
5	MERCER	W-168	CLARK	838	7	0	126,095	456	0.80	150	0.54	276.5	0.00
6	RICHARD	W742	ZELIENOPLE	1,498	3	1	125,921	1,522	0.79	84	1.02	82.7	0.00
7	HEMPFIELD	W-147	CLARK	460	2	0	103,057	434	0.65	224	0.94	237.5	0.00
8	EVANS CITY	D610	ZELIENOPLE	1,316	5	0	85,237	290	0.54	65	0.22	293.9	0.00
9	CHIPPEWA	D-557	ZELIENOPLE	1,207	9	0	81,266	338	0.51	67	0.28	240.4	0.00

- (1) Average number of customers served by the circuit for the 12-month period.
- (2) Number of unique outages experienced by one or more customers on the circuit during the period, due to distribution outage causes.
- (3) Number of circuit lockouts during the period.
- (4) Total customer minutes of outage during the period due to distribution outage causes.
- (5) Number of customer outages during the period due to distribution outage causes.
- (6) Impact of the distribution outages on this circuit to Penn Power's SAIDI.
- (7) Distribution circuit SAIDI, SAIFI, CAIDI and MAIFI 12-Month Rolling due to distribution outage causes.

Penelec													
Circuit Rank	Substation	Circuit Desc	District	Average Customers (1)	Outages (2)	Lockouts (3)	Customer Minutes (4)	Customers Affected (5)	SAIDI Impact (6)	SAIDI (7)	SAIFI (7)	CAIDI (7)	MAIFI (7)
1	Belmont	00902-11	Johnstown	1,489	8	1	3,157,084	3,214	5.40	2,120	2.16	982	1.00
2	Springboro	00237-52	Meadville	2,854	87	0	1,778,467	8,469	3.04	623	2.97	210	15.74
3	Millcreek	00055-11	Johnstown	2,033	23	1	1,617,524	4,423	2.77	796	2.18	366	0.00
4	Salix	00070-11	Johnstown	2,192	42	2	1,489,276	9,894	2.55	679	4.51	151	4.20
5	Hilltop	00048-11	Johnstown	2,550	21	1	1,331,832	3,077	2.28	522	1.21	433	4.40
6	Blairsville East	00082-13	Indiana	1,593	43	4	1,187,255	8,112	2.03	745	5.09	146	18.64
7	Warren South	00220-41	Warren	2,971	78	0	1,046,479	6,567	1.79	352	2.21	159	6.60
8	Rolling Meadows	00310-31	Erie	3,027	30	1	979,949	7,305	1.68	324	2.41	134	12.61
9	Hilltop	00040-11	Johnstown	1,422	35	1	905,867	2,866	1.55	637	2.02	316	13.38
10	Tower 51	00051-11	Johnstown	552	18	0	905,196	1,315	1.55	1,640	2.38	688	12.89
11	Grover	00527-63	Mansfield	1,105	67	0	894,310	3,169	1.53	809	2.87	282	5.25
12	Marienville	00328-51	Oil City	1,201	38	0	806,986	3,718	1.38	672	3.10	217	12.35
13	Union City	00206-43	Corry	3,766	102	0	780,269	4,232	1.33	207	1.12	184	9.83
14	Buffalo Road	00580-31	Erie	1,254	17	2	703,162	2,800	1.20	561	2.23	251	1.68
15	Birmingham	00168-22	Philipsburg	1,051	43	1	638,222	3,591	1.09	607	3.42	178	5.14
16	Cooper	00069-11	Johnstown	677	21	1	613,699	2,795	1.05	906	4.13	220	22.44
17	Madera	00166-22	Philipsburg	2,236	69	0	607,102	5,671	1.04	272	2.54	107	7.67
18	Erie South	00259-31	Erie	2,445	61	0	592,314	5,704	1.01	242	2.33	104	1.01
19	Ralphton	00014-12	Somerset	1,642	48	0	582,450	3,080	1.00	355	1.88	189	12.31
20	Scalp Level	00031-11	Johnstown	1,199	18	0	553,714	2,207	0.95	462	1.84	251	3.35
21	Hammett	00504-31	Erie	1,390	26	1	543,304	6,045	0.93	391	4.35	90	10.03
22	Starrucca	00744-65	Montrose	871	24	0	511,056	1,835	0.87	587	2.11	279	8.74
23	Meyersdale North	00022-12	Somerset	1,583	28	0	509,856	4,633	0.87	322	2.93	110	6.51
24	Maitland	00149-81	Lewistown	1,314	47	1	505,455	3,215	0.86	385	2.45	157	7.87
25	Bay	00911-11	Johnstown	604	5	1	492,563	660	0.84	816	1.09	746	5.00
26	Edgewood	00097-13	Indiana	1,351	11	0	490,707	2,638	0.84	363	1.95	186	12.30
27	Curryville	00610-71	Altoona	476	20	1	488,992	700	0.84	1,027	1.47	699	6.00
28	Fairview East	00218-34	Erie	1,011	22	0	475,577	2,733	0.81	470	2.70	174	13.12

Penelec													
Circuit Rank	Substation	Circuit Desc	District	Average Customers (1)	Outages (2)	Lockouts (3)	Customer Minutes (4)	Customers Affected (5)	SAIDI Impact (6)	SAIDI (7)	SAIFI (7)	CAIDI (7)	MAIFI (7)
29	Millcreek	00052-11	Johnstown	1,088	18	0	446,072	1,324	0.76	410	1.22	337	6.93
30	Eldred	00119-42	Bradford	858	17	2	438,384	2,321	0.75	511	2.71	189	4.64
31	South Fork	00229-11	Johnstown	616	5	0	437,194	654	0.75	710	1.06	668	1.00
32	Tionesta Junction S	00498-51	Oil City	1,123	30	0	432,695	1,765	0.74	385	1.57	245	7.35
33	Pennmar	00001-12	Somerset	384	16	2	429,313	1,891	0.73	1,118	4.92	227	7.20
34	Green Garden	00224-31	Erie	2,221	23	1	414,994	3,969	0.71	187	1.79	105	5.03
35	St. Benedict	00057-72	Ebensburg	919	11	2	409,826	2,635	0.70	446	2.87	156	2.04
36	Carlisle Pike	00643-83	Shippensburg	3,060	28	1	408,091	4,559	0.70	133	1.49	90	5.55
37	Athens	00514-61	Sayre	777	27	0	387,490	2,441	0.66	499	3.14	159	13.30
38	Two Mile	00127-42	Bradford	1,308	31	1	374,596	3,034	0.64	286	2.32	123	12.23
39	Logan	00700-81	Lewistown	1,037	37	0	368,376	1,888	0.63	355	1.82	195	15.06
40	Lowell Avenue	00518-31	Erie	961	32	3	364,421	3,923	0.62	379	4.08	93	5.02
41	Shawville	00151-21	Clearfield	2,341	60	3	356,995	4,566	0.61	152	1.95	78	5.06
42	Millcreek	00219-11	Johnstown	797	8	0	347,506	323	0.59	436	0.41	1,076	2.00
43	Edinboro	00421-34	Erie	599	11	1	338,346	631	0.58	565	1.05	536	3.29
44	Madera	00147-22	Philipsburg	1,074	48	1	336,522	2,594	0.58	313	2.42	130	10.74
45	Saxton	00624-73	Bedford	627	11	0	335,192	446	0.57	535	0.71	752	2.62
46	Beechwood	00201-11	Johnstown	399	7	1	334,900	823	0.57	839	2.06	407	4.13
47	Greenwood	00002-71	Altoona	940	6	0	332,325	1,215	0.57	354	1.29	274	5.54
48	Mansfield	00558-63	Mansfield	738	29	1	330,069	1,491	0.56	447	2.02	221	3.36
49	Hooversville	00019-12	Somerset	1,623	61	0	329,827	1,969	0.56	203	1.21	168	8.31
50	North Warren	00596-41	Warren	1,114	36	0	310,893	2,185	0.53	279	1.96	142	3.23
51	Seward	00075-11	Johnstown	1,019	30	0	310,853	3,183	0.53	305	3.12	98	8.96
52	Somerset	00030-12	Somerset	2,435	29	0	310,648	3,258	0.53	128	1.34	95	8.67
53	Lake Como	00787-65	Montrose	855	26	0	308,715	1,785	0.53	361	2.09	173	43.35
54	DuBois	00137-23	DuBois	2,882	64	0	308,089	2,213	0.53	107	0.77	139	3.13
55	Shelcta	00102-13	Indiana	1,186	18	0	307,223	3,427	0.53	259	2.89	90	12.66

Penelec													
Circuit Rank	Substation	Circuit Desc	District	Average Customers (1)	Outages (2)	Lockouts (3)	Customer Minutes (4)	Customers Affected (5)	SAIDI Impact (6)	SAIDI (7)	SAIFI (7)	CAIDI (7)	MAIFI (7)
56	Somerset	00016-12	Somerset	1,202	29	1	306,586	1,959	0.52	255	1.63	157	19.13
57	Rockton Mountain	00138-21	Clearfield	486	27	1	304,963	2,536	0.52	627	5.22	120	9.82
58	Covington	00729-63	Mansfield	747	30	0	303,040	1,174	0.52	406	1.57	258	0.29
59	Ralpton	00015-12	Somerset	1,154	36	3	302,466	3,136	0.52	262	2.72	96	16.36

- (1) Average number of customers served by the circuit for the 12-month period.
- (2) Number of unique outages experienced by one or more customers on the circuit during the period, due to distribution outage causes.
- (3) Number of circuit lockouts during the period.
- (4) Total customer minutes of outage during the period due to distribution outage causes.
- (5) Number of customer outages during the period due to distribution outage causes.
- (6) Impact of the distribution outages on this circuit to Penn Power's SAIDI.
- (7) Distribution circuit SAIDI, SAIFI, CAIDI and MAIFI 12-Month Rolling due to distribution outage causes.

Met-Ed													
Circuit Rank	Substation	Circuit Desc	District	Average Customers (1)	Outages (2)	Lockouts (3)	Customer Minutes (4)	Customers Affected (5)	SAIDI Impact (6)	SAIDI (7)	SAIFI (7)	CAIDI (7)	MAIFI (7)
1	ALLEN	00503-4	Hanover	2,085	78	4	2,078,386	12,171	3.80	997	5.84	171	17.66
2	SHAWNEE	00822-3	Stroudsburg	3,702	74	1	1,499,631	11,748	2.74	405	3.17	128	5.00
3	BIRDSBORO	00757-1	Reading	1,921	49	3	1,411,464	7,617	2.58	735	3.97	185	5.98
4	ALLEN	00502-4	Hanover	1,029	42	3	1,275,571	2,971	2.33	1,240	2.89	429	10.01
5	MYERSTOWN	00750-2	Lebanon	1,446	26	1	1,262,726	3,222	2.31	873	2.23	392	0.00
6	CROSSROADS	00728-4	York	1,103	62	0	1,128,837	3,723	2.06	1,023	3.38	303	0.00
7	DILLSBURG	00746-4	Hanover	2,325	42	0	1,111,605	3,735	2.03	478	1.61	298	1.00
8	SWATARA HILL	00763-2	Lebanon	1,449	38	2	1,063,050	6,082	1.94	734	4.20	175	1.00
9	BIRDSBORO	00756-1	Reading	1,534	64	1	1,012,795	4,823	1.85	660	3.14	210	13.96
10	FOX HILL	00816-3	Stroudsburg	3,742	65	1	1,005,375	7,754	1.84	269	2.07	130	7.22
11	SHAWNEE	00895-3	Stroudsburg	3,864	93	1	956,580	7,216	1.75	248	1.87	133	10.69
12	NO BANGOR	00826-3	Easton	3,200	100	1	939,107	9,864	1.71	293	3.08	95	1.84
13	BATH	00873-3	Easton	2,140	38	2	825,428	5,213	1.51	386	2.44	158	17.47
14	NO BANGOR	00813-3	Easton	1,321	40	0	819,611	4,217	1.50	620	3.19	194	1.00
15	ORRTANNA	00764-4	Hanover	1,671	43	2	765,800	5,241	1.40	458	3.14	146	2.00
16	ANNVILLE	00742-2	Lebanon	1,153	20	3	763,333	5,515	1.39	662	4.78	138	0.00
17	GRANTVILLE	00721-2	Lebanon	1,081	36	2	754,581	2,732	1.38	698	2.53	276	8.14
18	NORTH CORNWALL	00610-2	Lebanon	1,606	34	1	728,519	2,937	1.33	454	1.83	248	0.00
19	HILL	00737-4	York	2,158	48	1	718,774	7,037	1.31	333	3.26	102	5.03
20	YORKANA	00708-4	York	2,405	57	2	710,672	8,343	1.30	296	3.47	85	2.58
21	SHAWNEE	00860-3	Stroudsburg	3,208	62	1	682,392	6,138	1.25	213	1.91	111	8.06
22	FLYING HILLS	00777-1	Reading	1,755	43	0	678,523	1,979	1.24	387	1.13	343	12.75
23	TOLNA	00793-4	York	1,495	43	1	660,598	4,297	1.21	442	2.87	154	1.27
24	BARTO	00705-1	Boyertown	2,082	122	2	658,252	6,524	1.20	316	3.13	101	26.09
25	CAMPBELLTOWN	00731-2	Lebanon	2,260	56	0	658,042	2,356	1.20	291	1.04	279	1.02
26	NORTH HANOVER	00514-4	Hanover	1,338	35	0	623,663	3,938	1.14	466	2.94	158	14.13
27	RINGING ROCKS	00708-1	Boyertown	2,197	44	1	596,788	6,253	1.09	272	2.85	95	9.15

Met-Ed													
Circuit Rank	Substation	Circuit Desc	District	Average Customers (1)	Outages (2)	Lockouts (3)	Customer Minutes (4)	Customers Affected (5)	SAIDI Impact (6)	SAIDI (7)	SAIFI (7)	CAIDI (7)	MAIFI (7)
28	BIRCHWOOD	00624-3	Stroudsburg	1,859	31	2	585,723	5,069	1.07	315	2.73	116	12.49
29	NEWBERRY	00576-4	York	1,796	74	1	562,717	4,497	1.03	313	2.50	125	33.71
30	BERNVILLE	00786-1	Reading	1,831	54	2	532,593	5,513	0.97	291	3.01	97	2.56
31	BERN CHURCH	00789-1	Reading	1,428	45	0	529,722	3,392	0.97	371	2.38	156	10.41
32	STRABAN	00676-4	Hanover	1,081	51	1	526,655	3,007	0.96	487	2.78	175	3.00
33	HILL	00735-4	York	1,568	62	2	518,851	5,398	0.95	331	3.44	96	4.01
34	YORKANA	00715-4	York	2,388	55	2	518,668	4,304	0.95	217	1.80	121	8.26
35	NO BANGOR	00838-3	Easton	1,643	42	2	509,735	4,122	0.93	310	2.51	124	7.00
36	ROUND TOP	00583-4	Hanover	376	31	2	505,242	1,888	0.92	1,344	5.02	268	10.66
37	CLEARFIELD	00631-3	Easton	1,860	40	1	496,454	4,365	0.91	267	2.35	114	0.00

- (1) Average number of customers served by the circuit for the 12-month period.
- (2) Number of unique outages experienced by one or more customers on the circuit during the period, due to distribution outage causes.
- (3) Number of circuit lockouts during the period.
- (4) Total customer minutes of outage during the period due to distribution outage causes.
- (5) Number of customer outages during the period due to distribution outage causes.
- (6) Impact of the distribution outages on this circuit to Penn Power's SAIDI.
- (7) Distribution circuit SAIDI, SAIFI, CAIDI and MAIFI 12-Month Rolling due to distribution outage causes.

ATTACHMENT B

Worst Performing Circuits – Remedial Action

Blank Page

In addition to specific remedial efforts taken and planned for the worst performing 5% of circuits identified in 52 PA Code § 57.195(e)(3), the Companies have identified circuits that have been on this list for one year or more, or in four out of six quarters, in accordance with the Stratified Management and Operations Audit Implementation Plan dated February 14, 2007, Recommendation XI-4 at Docket Number D-05MGT003.

Penn Power						
Rank	Substation	Circuit	Remedial Action Planned or Taken	Status of Remedial Work	Date Remedial Work Completed	Appeared in 4 of 6 Quarters
1	Canal	W-101	Performance was driven by one outage caused by a line failure.			
			Line sleeve that failed was replaced at time of restoration	Complete	Jan-11	
			Forestry to trim circuit in 2011	To be completed 2011		
2	Hartstown	W-126	Performance was driven by two outages caused by non-preventable trees during weather conditions.			
			Problem tree was removed at time of restoration	Complete	Dec-09	
			Problem tree was removed at time of restoration	Complete	Jun-10	4Q 2009
			Problem tree was removed at time of restoration	Complete	Jul-10	1Q 2010
			Forestry to trim circuit in 2010	Complete	Jun-10	2Q 2010
			A targeted engineering review was conducted on the circuit and a capital project was developed from the review aimed at improving the reliability of a portion of the circuit, which has been experiencing line and equipment failures, through the replacement of identified conductors and equipment.	Complete	Feb-11	3Q 2010 4Q 2010
Problems trees were removed at time of outage	Complete	Mar-11	1Q 2011			
3	Hadley	W-195	Performance was driven by two outages caused by non-preventable trees during weather conditions.			
			Problem trees were removed at time of restoration	Complete	Mar-11	
4	Ingomar	D620	Performance was driven by one outage caused by non-preventable trees during weather conditions.			
			Problem tree was removed at time of restoration	Complete	Mar-11	
5	Mercer	W-168	Performance was driven by one outage caused by a non-preventable tree during weather conditions.			
			Problem tree was removed at time of restoration	Complete	Feb-11	

Penn Power						
Rank	Substation	Circuit	Remedial Action Planned or Taken	Status of Remedial Work	Date Remedial Work Completed	Appeared in 4 of 6 Quarters
6	Richard	W742	Performance was driven by one outage caused by a non-preventable tree.			
			Problem tree was removed at time of restoration	Complete	Feb-11	
			Forestry to trim circuit in 2011	To be completed 2011		
7	Hempfield	W-147	Performance was driven by one outage caused by a non-preventable tree during a minor storm.			
			Problem tree was removed at time of restoration	Complete	Mar-11	
8	Evans City	D610	Performance was driven by one outage caused by non-preventable tree during weather conditions.			
			Problem tree was removed at time of restoration	Complete	Mar-11	
9	Chippewa	D-557	Performance was driven by one outage caused by a non-preventable tree during weather conditions.			
			Problem tree was removed at time of restoration	Complete	Mar-11	
			Forestry to trim circuit in 2011	To be completed 2011		

Penelec						
Rank	Substation	Circuit	Remedial Action Planned or Taken	Status of Remedial Work	Date Remedial Work Completed	Appeared in 4 of 6 Quarters
1	Belmont	00902-11	Performance was driven by trees non-preventable during a minor storm.			2Q 2010
			Repaired damage from minor storm	Complete	Apr-10	3Q 2010
			Add additional protection per circuit coordination	Complete	Feb-11	4Q 2010 1Q 2011
2	Springboro	00237-52	Performance was driven by trees non-preventable during a minor storm, equipment failure and lightning damage during minor storm.			4Q 2009
			Repaired damage from minor storm	Complete	Jun-10	1Q 2010
			Review circuit for additional fault indicators	Complete	Apr-10	2Q 2010
			Repaired lightning damage from minor storm	Complete	Jul-10	3Q 2010
			Repair equipment damage	Complete	Feb-11	4Q 2010
			2011 Circuit Inspection	To be completed 2011		1Q 2011
			Full Cycle Tree Clearing	To be completed 2011		
3	Millcreek	00055-11	Performance was driven by trees non-preventable and wind damage during a minor storm.			1Q 2010
			Repaired damage from minor storm	Complete	Apr-10	3Q 2010
			2011 Circuit Inspection	To be completed 2011		4Q 2010 1Q 2011
4	Salix	00070-11	Performance was driven by trees non-preventable and wind damage during a minor storm and equipment failure.			2Q 2010
			Repaired damage from minor storm	Complete	Apr-10	3Q 2010
			Repair equipment damage	Complete	Feb-11	4Q 2010
			2011 Circuit Inspection	To be completed 2011		1Q 2011
5	Hilltop	00048-11	Performance was driven by wind damage during a minor storm.			2Q 2010
			Repaired damage from minor storm	Complete	Apr-10	3Q 2010 4Q 2010 1Q 2011

Penelec						
Rank	Substation	Circuit	Remedial Action Planned or Taken	Status of Remedial Work	Date Remedial Work Completed	Appeared in 4 of 6 Quarters
6	Blairsville East	00082-13	Performance was driven by non-preventable trees during a minor storm, unknown outages and equipment failure.			2Q 2010
			Repaired damage from minor storm	Complete	May-10	3Q 2010
			Repair equipment damage	Complete	Feb-11	4Q 2010
			Full Cycle Tree Clearing	Complete	Feb-11	1Q 2011
7	Warren South	00220-41	Performance was driven by non-preventable tree damage during minor storm, animal and lightning damage.			4Q 2009
			Repaired lightning damage - arrester	Complete	Apr-10	1Q 2010
			Repaired equipment due to animal contact	Complete	May-10	2Q 2010
			Repaired damage from minor storm	Complete	May-10	3Q 2010
			Repaired damage from minor storm	Complete	Jun-10	4Q 2010
			Full Cycle Tree Clearing	To be completed 2011		1Q 2011
8	Rolling Meadows	00310-31	Performance was driven by line failure and equipment failure during minor storm.			4Q 2009
			Repaired minor storm damage	Complete	May-10	1Q 2010
			Reaired equipment failure during minor storm	Complete	Feb-11	2Q 2010
			Full Cycle Tree Clearing	To be completed 2011		3Q 2010
9	Hilltop	00040-11	Performance was driven by trees non-preventable and equipment failure during a minor storm.			4Q 2010
			Repaired damage from minor storm	Complete	Apr-10	2Q 2010
			Repaired damage from minor storm	Complete	Jun-10	3Q 2010
			2011 Circuit Inspection	To be completed 2011		4Q 2010
10	Tower 51	00051-11	Performance was driven by wind damage during a minor storm.			1Q 2011
			Repaired damage from minor storm	Complete	Apr-10	2Q 2010
			2011 Circuit Inspection	To be completed 2011		3Q 2010

Penelec						
Rank	Substation	Circuit	Remedial Action Planned or Taken	Status of Remedial Work	Date Remedial Work Completed	Appeared in 4 of 6 Quarters
11	Grover	00527-63	Performance was driven by equipment failure and non-preventable trees during minor storms.			4Q 2009
			Repair damage from minor storm	Complete	Apr-10	1Q 2010
			Repair equipment damage	Complete	Aug-10	2Q 2010
			Repair damage from minor storm	Complete	Mar-11	3Q 2010
			Full Cycle Tree Clearing	To be completed 2011		4Q 2010
						1Q 2011
12	Marienville	00328-51	Performance was driven by trees non-preventable, line failure, and equipment failure during minor storm.			2Q 2010
			Repair damage from minor storm	Complete	May-10	3Q 2010
			Repair damage from minor storm	Complete	Jul-10	4Q 2010
			Repair damage from minor storm	Complete	Feb-11	1Q 2011
13	Union City	00206-43	Performance was driven by equipment failure, trees non-preventable, unknown, lightning and damage during minor storms.			4Q 2009
			Targeted Mainline Reliability Equipment Replacement	Complete	Nov-09	1Q 2010
			Repaired damage from minor storm	Complete	May-10	2Q 2010
			Repaired damage from minor storm	Complete	Jul-10	3Q 2010
			Repaired damage from minor storm	Complete	Feb-11	4Q 2010
			Reliability Coordinator to inspect circuit based on outage history	Complete	Jan-11	1Q 2011
14	Buffalo Road	00580-31	Performance was driven by trees non-preventable during minor storm.			2Q 2010
			Repair damage from minor storm	Complete	May-10	3Q 2010
			Full Cycle Tree Clearing	To be completed 2011		4Q 2010
						1Q 2011
15	Birmingham	00168-22	Performance was driven by non-preventable trees, CPA, equipment failure and customer cutting tree into line.			4Q 2009
			Add additional protection per circuit coordination	Complete	Aug-10	1Q 2010
			Repair damage from CPA	Complete	Jul-10	2Q 2010
			Review circuit for additional fault indicators	Complete	Jul-10	3Q 2010
			Repair equipment failure	Complete	Feb-11	4Q 2010
			2011 Circuit Inspection	To be completed 2011		1Q 2011

Penelec						
Rank	Substation	Circuit	Remedial Action Planned or Taken	Status of Remedial Work	Date Remedial Work Completed	Appeared in 4 of 6 Quarters
16	Cooper	00069-11	Performance was driven by CPA, line failure, unknown during minor storm and trees non-preventable.			
			Repaired line failure	Complete	Oct-10	
			Repaired damage from CPA	Complete	Mar-11	
			Reliability Coordinator to inspect circuit based on outage history	To be completed 2011		
17	Madera	00166-22	Performance was driven by trees non-preventable and equipment failure.			4Q 2009 1Q 2010 2Q 2010 3Q 2010 4Q 2010 1Q 2011
			Reliability Coordinator to inspect circuit based on outage history	Complete	Feb-10	
			Repair Conditions found by previous reliability inspection	Complete	Feb-10	
			Review circuit for additional fault indicators	Complete	May-10	
			Add additional protection per circuit coordination	Complete	Aug-10	
			Full Cycle Tree Clearing	To be completed 2011		
18	Erie South	00259-31	Performance was driven by trees non-preventable during minor storm, equipment failure and unknown.			4Q 2009 1Q 2010 2Q 2010 3Q 2010 4Q 2010 1Q 2011
			Targeted Mainline Reliability Equipment Replacement	Complete	Sep-09	
			Repair damage from minor storm	Complete	Jun-10	
			Repair Conditions found by previous reliability inspection	Complete	Jun-10	
			Repaired equipment damage	Complete	Jan-11	
			Reliability Coordinator to inspect circuit based on outage history	Complete	Jan-11	
19	Ralphton	00014-12	Performance was driven by non-preventable trees during a minor storm and equipment failure.			
			Repair equipment failure - croassarm	Complete	Apr-10	
			Repair damage from minor storm	Complete	Sep-10	
			Repaired equipment damage	Complete	Mar-11	
20	Scalp Level	00031-11	Performance was driven by wind damage during a minor storm and trees non-preventable.			2Q 2010 3Q 2010 4Q 2010 1Q 2011
			Repair minor storm damage	Complete	Apr-10	
			2011 Circuit Inspection	To be completed 2011		

Penelec						
Rank	Substation	Circuit	Remedial Action Planned or Taken	Status of Remedial Work	Date Remedial Work Completed	Appeared in 4 of 6 Quarters
21	Hammett	00504-31	Performance was driven by trees non-preventable.			
			Repaired tree damage	Complete	Oct-10	
			2011 Circuit Inspection	To be completed 2011		
22	Starruca	00744-65	Performance was driven by trees non-preventable during minor storms.			
			Repaired damage from minor storm	Complete	Nov-10	
			Repaired damage from minor storm	Complete	Feb-11	
			2011 Circuit Inspection	To be completed 2011		
23	Meyersdale North	00022-12	Performance was driven by trees non-preventable during minor storm, line failure and CPA.			
			Repaired CPA damage	Complete	Dec-10	
			Repaired line failure	Complete	Mar-11	
			Repaired damage from minor storm	Complete	Mar-11	
24	Maitland	00149-81	Performance was driven by lightning during minor storm and equipment failure.			
			Repaired damage from minor storm	Complete	Oct-10	
25	Bay	00911-11	Performance was driven by trees non-preventable and wind damage during minor storm.			2Q 2010 3Q 2010 4Q 2010 1Q 2011
			Repair damage from minor storm	Complete	Apr-10	
26	Edgewood	00097-13	Performance was driven by tree non-preventable during minor storm and equipment failure.			2Q 2010 3Q 2010 4Q 2010 1Q 2011
			Repair damage from minor storm	Complete	May-10	
			Repair equipment damage - cap station	Complete	Jul-10	
27	Curryville	00610-71	Performance was driven by wind damage during minor storm.			2Q 2010 3Q 2010 4Q 2010 1Q 2011
			Repair damage from minor storm	Complete	Apr-10	
			Review circuit for additional fault indicators	Complete	Apr-11	
			Full Cycle Tree Clearing	To be completed 2011		

Penelec						
Rank	Substation	Circuit	Remedial Action Planned or Taken	Status of Remedial Work	Date Remedial Work Completed	Appeared in 4 of 6 Quarters
28	Fairview East	00218-34	Performance was driven by line and equipment failure during minor storm.			4Q 2009 1Q 2010 2Q 2010
			Repair damage from minor storm	Complete	Jun-10	3Q 2010 4Q 2010
			Add additional protection per circuit coordination	Complete	Oct-10	1Q 2011
29	Millcreek	00052-11	Performance was driven by trees non-preventable during minor storm.			2Q 2010 3Q 2010 4Q 2010
			Repaired damage from minor storm	Complete	Apr-10	1Q 2011
			Reliability Coordinator to inspect circuit based on outage history	To be completed 2011		
30	Eldred	00119-42	Performance was driven by equipment failure.			
			Repaired failed equipment	Complete	Oct-10	
			2011 Circuit Inspection	To be completed 2011		
			Full Cycle Tree Clearing	To be completed 2011		
31	South Fork	00229-11	Performance was driven by line failure and wind damage during minor storm.			2Q 2010 3Q 2010 4Q 2010
			Repaired damage from minor storm	Complete	Apr-10	1Q 2011
			Add additional protection per circuit coordination	Complete	Feb-11	
32	Tonesta Switching Station	00498-51	Performance was driven by lightning damage during minor storm.			4Q 2009 1Q 2010 2Q 2010
			Repaired Damage from minor storm	Complete	Jun-10	3Q 2010 4Q 2010
			Review circuit for additional fault indicators	Complete	Aug-10	1Q 2011
			Full Cycle Tree Clearing	To be completed 2011		
33	Pennmar	00001-12	Performance was driven by equipment failure, human error and trees non-preventable.			
			Repaired damage from customer cutting tree into primary	Complete	Nov-10	
34	Green Garden	00224-31	Performance was driven by equipment failure, trees non-preventable and equipment failure during minor storm.			4Q 2009 1Q 2010 2Q 2010
			Repair damage from minor storm	Complete	May-10	3Q 2010 4Q 2010
			Add additional protection per circuit coordination	Complete	Oct-10	1Q 2011
			2011 Circuit Inspection	To be completed 2011		
			Full Cycle Tree Clearing	To be completed 2011		

Penelec						
Rank	Substation	Circuit	Remedial Action Planned or Taken	Status of Remedial Work	Date Remedial Work Completed	Appeared in 4 of 6 Quarters
35	St Benedict	00057-72	Performance was driven by non-preventable trees and line failure during minor storm.			2Q 2010 3Q 2010 4Q 2010 1Q 2011
			Repair damage from minor storm	Complete	May-10	
			Repair damage from minor storm	Complete	Jun-10	
			2011 Circuit Inspection	To be completed 2011		
			Targeted Mainline Reliability Equipment Replacement	To be completed 2011		
36	Carlisle Pike	00643-83	Performance was driven by trees non-preventable during minor storm and equipment failure.			
			Repair failed equipment	Complete	Jul-10	
			Repair damage from minor storm	Complete	Sep-10	
			2011 Circuit Inspection	To be completed 2011		
			Add additional protection per circuit coordination	To be completed 2011		
37	Athens	00514-61	Performance was driven by trees non-preventable and trees non-preventable during minor storm.			4Q 2009 1Q 2010 2Q 2010 3Q 2010 4Q 2010 1Q 2011
			Repair damage from minor storm	Complete	May-10	
			Repair damage due to trees non-preventable	Complete	Sep-10	
			Repair damage from minor storm	Complete	Nov-10	
			Add additional protection per circuit coordination	Complete	Dec-10	
38	Two Mile	00127-42	Performance was driven by lightning damage and equipment failure.			4Q 2009 2Q 2010 3Q 2010 4Q 2010 1Q 2011
			Engineering review of full circuit coordination	Complete	Sep-09	
			Repaired equipment damage	Complete	May-10	
39	Logan	00700-81	Performance was driven by trees non-preventable during minor storm and a CPA.			
			Repaired CPA damage	Complete	May-10	
			Repair damage from minor storm	Complete	Feb-11	
40	Lowell Avenue	00518-31	Performance was driven by trees non-preventable during a minor storm, equipment failure and unknown.			4Q 2009 1Q 2010 2Q 2010 3Q 2010 1Q 2011
			Repaired minor storm damage	Complete	May-10	
			Repaired equipment damage	Complete	Mar-11	
			2011 Circuit Inspection	To be completed 2011		

Penelec						
Rank	Substation	Circuit	Remedial Action Planned or Taken	Status of Remedial Work	Date Remedial Work Completed	Appeared in 4 of 6 Quarters
41	Shawville	00151-21	Performance was driven by line failure, equipment failure, CPA and trees non-preventable during a minor storm.			4Q 2009
			Repaired line failure	Complete	May-10	1Q 2010
			Repaired CPA damage	Complete	Jan-11	2Q 2010
			Repaired minor storm damage	Complete	Feb-11	3Q 2010 1Q 2011
42	Millcreek	00219-11	Performance was driven by wind and non-preventable tree damage during minor storm.			2Q 2010
			Repair damage from minor storm	Complete	Apr-10	3Q 2010 4Q 2010 1Q 2011
43	Edinboro	00421-34	Performance was driven by equipment failure during minor storm.			2Q 2010
			Repair damage from minor storm	Complete	May-10	3Q 2010 4Q 2010 1Q 2011
44	Madera	00147-22	Performance was driven by non-preventable trees, equipment failure and lightning damage during minor storm.			
			Repair damage during minor storm	Complete	Apr-10	
			Repair lightning damage during minor storm	Complete	May-10	
			Full Cycle Tree Clearing	To be completed 2011		
45	Saxton	00624-73	Performance was driven by vandalism/theft.			
			Repair damage from vandalism/theft.	Complete	Oct-10	
46	Beechwood	00201-11	Performance was driven by trees non-preventable during minor storm.			
			Repair damage from minor storm	Complete	Jun-10	
			Full Cycle Tree Clearing	To be completed 2011		
47	Greenwood	00002-71	Performance was driven by equipment failure.			
			Repair equipment damage	Complete	Jul-10	
48	Mansfield	00558-63	Performance was driven by equipment failure and line failure.			
			Repair Equipment/line failure	Complete	Feb-11	

Penélec						
Rank	Substation	Circuit	Remedial Action Planned or Taken	Status of Remedial Work	Date Remedial Work Completed	Appeared in 4 of 6 Quarters
49	Hooversville	00019-12	Performance was driven by trees non-preventable during minor storm and line failure.			
			Repair damage during minor storm	Complete	Sep-10	
			Repair damage during minor storm	Complete	Oct-10	
			Full Cycle Tree Clearing	To be completed 2011		
50	North Warren	00596-41	Performance was driven by line failure, trees non-preventable and equipment failure during a minor storm.			
			Repaired line failure damage	Complete	Nov-10	
			Repair damage during minor storm	Complete	Feb-11	
51	Seward	00075-11	Performance was driven by equipment failure and lightning damage during minor storm.			
			Repair equipment failure	Complete	Nov-10	
52	Somerset	00030-12	Performance was driven by equipment failure and CPA.			
			Repaired equipment damage	Complete	Oct-10	
			Repaired damage from CPA	Complete	Jan-11	
			2011 Circuit Inspection	To be completed 2011		
53	Lake Como	00787-65	Performance was driven by lightning damage and line failure during minor storm.			2Q 2010
			Targeted Mainline Reliability Equipment Replacement	Complete	Dec-09	3Q 2010
			Repaired minor storm damage	Complete	May-10	4Q 2010 1Q 2011
54	DuBois	00137-23	Performance was driven by trees non-preventable and lightning during minor storm, equipment failure and an unknown cause.			4Q 2009
			Perform mainline Reliability Inspection	Complete	Dec-09	1Q 2010
			Reliability Coordinator to inspect circuit based on outage history	Complete	Feb-10	2Q 2010
			Repaired damage from minor storm	Complete	Nov-10	3Q 2010
			Repaired damage from minor storm	Complete	Feb-11	4Q 2010
			Full Cycle Tree Clearing	To be completed 2011		1Q 2011

Penelec						
Rank	Substation	Circuit	Remedial Action Planned or Taken	Status of Remedial Work	Date Remedial Work Completed	Appeared in 4 of 6 Quarters
55	Shelocta	00102-13	Performance was driven by line failure and forced outage due to structure fire. Repaired line failure	Complete	Mar-11	
56	Somerset	00016-12	Performance was driven by line failure, vehicle damage and equipment failure during minor storm. Repaired line failure Repaired damage due to CPA	Complete Complete	Jul-10 Jul-10	
57	Rockton Mountain	00138-21	Performance was driven by equipment failure and line failure. Repaired line failure Repaired equipment failure Targeted Mainline Reliability Equipment Replacement	Complete Complete To be completed 2011	Jul-10 Feb-11	
58	Covington	00729-63	Performance was driven by equipment failure during minor storm. Repaired equipment failure	Complete	Mar-11	
59	Ralphton	00015-12	Performance was driven by trees non-preventable during minor storms. Repaired damage from minor storm Repaired damage from minor storm	Complete Complete	Sep-10 Feb-11	
	Curryville	00644-71	Performance was driven by CPA, equipment failure and equipment failure during minor storm. Repair damage from CPA Repaired damage from minor storm. Review circuit for additional fault indicators Targeted Mainline Reliability Equipment Replacement Full Cycle Tree Clearing	Complete complete Complete Complete To be completed 2011	Feb-10 Apr-10 Oct-10 Oct-10	1Q 2010 2Q 2010 3Q 2010 4Q 2010

Penelec						
Rank	Substation	Circuit	Remedial Action Planned or Taken	Status of Remedial Work	Date Remedial Work Completed	Appeared in 4 of 6 Quarters
	Powell Ave	00237-31	Performance was driven by equipment failure and trees non-preventable during minor storm.			4Q 2009 1Q 2010 2Q 2010 3Q 2010 4Q 2010
			Reliability Coordinator to inspect circuit based on outage history	Complete	Feb-10	
			Repair Conditions found by previous reliability inspection	Complete	Feb-10	
			Repaired damage from minor storm	Complete	Mar-10	
			Repaired equipment failure - UG terminator	Complete	Jul-10	
			Review circuit for additional fault indicators	Complete	Aug-10	
			2011 Circuit Inspection	To be completed 2011		
			Full Cycle Tree Clearing	To be completed 2011		
	Carlisle Pike	00643-83	Performance was driven by trees non-preventable during minor storm and equipment failure.			
			Repair failed equipment	Complete	Jul-10	
			Repair damage from minor storm	Complete	Sep-10	
			2011 Circuit Inspection	To be completed 2011		
			Add additional protection per circuit coordination	To be completed 2011		
	Blairsville East	00080-13	Performance was driven by equipment failure, trees non-preventable and lightning during minor storm.			4Q 2009 1Q 2010 2Q 2010 3Q 2010 4Q 2010
			Repair equipment damage	Complete	Jan-10	
			Targeted Mainline Reliability Equipment Replacement	Complete	Jan-10	
			Repair damage from minor storm	Complete	Sep-10	
			Full Cycle Tree Clearing	To be completed 2011		
	Port Allegany Sub	00151-42	Performance was driven by vehicle damage and line failure.			
			Repair damage from vehicle	Complete	Dec-10	
			2011 Circuit Inspection	To be completed 2011		
	Philipsburg	00162-22	Performance was driven by lightning during minor storms, equipment and line failure.			4Q 2009 1Q 2010 2Q 2010 3Q 2010 4Q 2010
			Repaired lightning damaged insulator	Complete	Aug-10	
			Targeted Mainline Reliability Equipment Replacement	To be completed 2011		
			Add additional protection per circuit coordination	To be completed 2011		

Penelec						
Rank	Substation	Circuit	Remedial Action Planned or Taken	Status of Remedial Work	Date Remedial Work Completed	Appeared in 4 of 6 Quarters
	Thompson	00436-65	Performance was driven by trees non-preventable during minor storm and an unknown cause.			
			Repair damage during minor storm	Complete	Jul-10	
			Full Cycle Tree Clearing	To be completed 2011		
	Lake Como	00788-65	Performance was driven by equipment failure and an unknown cause.			4Q 2009
			Repair equipment failure	Complete	Mar-10	1Q 2010
			2011 Circuit Inspection	To be completed 2011		2Q 2010
						3Q 2010
						4Q 2010
	Corry Central	00430-43	Performance was driven by line failure during minor storm.			
			Repair damage during minor storm	Complete	Jun-10	
			Full Cycle Tree Clearing	To be completed 2011		

Met-Ed						
Rank	Substation	Circuit	Remedial Action Planned or Taken	Status of Remedial Work	Date Remedial Work Completed	Appeared in 4 of 6 Quarters
1	Allen	00503-4	Performance driven by trees as cause at 53% of minutes an lightning as cause at 38% of minutes. 73% of circuit minutes from lightning and trees in the 6/12/10, 6/24/10 and 9/22/10 storms.			2Q 2010 3Q 2010 4Q 2010 1Q 2011
			Replaced 1 pole, 1 crossarm, and repaired one misc item identified during patrols	Complete	Apr-10	
			Perform accelerated circuit reliability assessment of three phase - No Priority 1 Findings	Complete	Apr-10	
			Perform accelerated circuit reliability assessment of mainline - No Priority 1 Findings	Complete	Apr-10	
			Perform accelerated circuit reliability assessment of three phase - No Priority 1 Findings	Complete	Jun-10	
			Perform accelerated circuit reliability assessment of mainline - No Priority 1 Findings	Complete	Jun-10	
			Replace recloser destroyed by lightning in June 12 storm	Complete	Jul-10	
			Forestry perform off cycle trim	Complete	Jul-10	
			Perform accelerated circuit reliability assessment of three phase - No Priority 1 Findings	Complete	Oct-10	
			Perform accelerated circuit reliability assessment of mainline - No Priority 1 Findings	Complete	Oct-10	
			Replaced 1 crossarm and 1 other item identified during patrols	Complete	Nov-10	
			Perform SAIFI analysis initiative study	Complete	Jan-11	
			Engineering and Forestry Perform mainline vegetation assessment Findings	Complete	Jan-11	
			Perform accelerated circuit reliability assessment of mainline - No Priority 1 Findings	Complete	Mar-11	
			Installed new single phase trip and lockout recloser identified in SAIFI Analysis	Complete	Apr-11	
			Forestry to perform on cycle comprehensive circuit Tree Trim in 2011	To be completed in 2011		
2	Shawnee	00822-3	Performance was driven by line failure, equipment failure and non-preventable trees. 50% of circuit minutes due to line failure during storm restoration on 11/18/10 while back-feeding other circuits.			4Q 2009 1Q 2010 2Q 2010 3Q 2010 4Q 2010 1Q 2011
			Repair critical items identified from backbone assessment and circuit patrol	Complete	Sep-09	
			Perform accelerated backbone assessment	Complete	Jan-10	
			Perform accelerated three phase assessment	Complete	Jan-10	
			Install fault indicators	Complete	Apr-10	
			Perform accelerated single phase assessment	Complete	Jun-10	
			Perform SAIFI analysis initiative study	Complete	Jan-11	
			Perform accelerated backbone and three phase assessment	Complete	Mar-11	
			Install Fault Indicators	To be completed in 2011		
			Replace current limiting fuses on step transformers	To be completed in 2011		
Repair critical items identified from circuit patrol	To be completed in 2011					

Met-Ed						
Rank	Substation	Circuit	Remedial Action Planned or Taken	Status of Remedial Work	Date Remedial Work Completed	Appeared in 4 of 6 Quarters
3	Birdsboro	00757-1	Performance driven by trees non-preventable (86%) 5 large outages occurred during a small storm June 24 to 25, 2010, additional Large tree caused outage on 10/5/10 and five lengthy outages during the Feb. 2, 2011 Ice Storm, additionally there were two car-pole accidents.			2Q 2010 3Q 2010 4Q 2010 1Q 2011
			Install Additional Tap Fuse	Complete	Dec-09	
			Perform accelerated backbone assessment	Complete	Mar-10	
			Perform accelerated three phase assessment	Complete	Mar-10	
			Comprehensive Tree Trimming	Complete	Jul-10	
			Upgrade T-12 Tie Recloser	Complete	Oct-10	
			Install mainline fault indicators 3 locations	Complete	Jan-11	
			Perform accelerated three phase assessment	To be completed in 2011		
Perform accelerated backbone assessment	To be completed in 2011					
4	Allen	00502-4	Performance driven by tree as cause at 93% of circuit minutes and 63% of minutes from trees during the 9/22/10 storm			
			Perform accelerated circuit reliability assessment of three phase	Complete	Oct-09	
			Perform accelerated circuit reliability assessment of mainline	Complete	Dec-09	
			Perform accelerated circuit reliability assessment of three phase	Complete	Apr-10	
			Perform accelerated circuit reliability assessment of mainline	Complete	Apr-10	
			Replaced 2 crossarms and 1 other item identified during Line patrol	Complete	May-10	
			Perform accelerated circuit reliability assessment of three phase - No Priority 1 Findings	Complete	Oct-10	
			Perform accelerated circuit reliability assessment of mainline - No Priority 1 Findings	Complete	Oct-10	
			Install fault indicators 4 locations	Complete	Nov-11	
Perform accelerated backbone assessment	To be completed in 2011					
Forestry to perform on cycle comprehensive circuit Tree Trim in 2011	To be completed in 2011					
5	Myerstown	00750-2	Performance was primarily driven by tree caused outages to shared transmission and distribution poles (72%) and dropping the subtransmission feed to the sub to prevent overload (21%).			
			3 Phase assessment of circuit	Complete	Aug-10	
			Repair ridge pin on 3 phase backbone	Complete	Nov-10	
			Replace crossarm on 3 phase backbone	Complete	Nov-10	
			Perform accelerated backbone assessment	Complete	Mar-11	
			Install Fault Indicators 15 locations	Complete	Feb-11	
Extend 3 phase, balance load and add fusing to northern portion of circuit	To be completed in 2011					

Met-Ed						
Rank	Substation	Circuit	Remedial Action Planned or Taken	Status of Remedial Work	Date Remedial Work Completed	Appeared in 4 of 6 Quarters
6	Crossroads	00728-4	Performance driven by non-preventable tree caused outages (89% of minutes).			
			Perform accelerated backbone assessment	Complete	Oct-09	
			Perform accelerated assessment on the circuit backbone and 3 phase of the circuit after a wind storm	Complete	Oct-10	
			Repair critical items identified from backbone assessment	Complete	Oct-10	
			Forestry to perform assessment of 3 phase cross-country RW	Complete	Nov-10	
			Forestry to remove critical trees identified from cross-country assessment	Complete	Nov-10	
			Perform accelerated backbone assessment	Complete	Mar-11	
			Forestry to perform on cycle comprehensive circuit Tree Trimming	To be completed in 2011		
			Repair high priority items identified from circuit assessment	To be completed in 2011		
			Install additional Fault Indicators	To be completed in 2011		
7	Dillsburg	00746-4	Performance driven by tree as cause at 94% of minutes. 14% of circuit minutes by trees in the 4/16/10 storm and 70% of circuit minutes by trees in the 9/22/10 storm.			4Q 2009 1Q 2010 2Q 2010 3Q 2010 4Q 2010 1Q 2011
			Perform accelerated circuit reliability assessment of mainline- No Priority 1 findings	Complete	Oct-09	
			findings	Complete	Dec-09	
			Replace 3 insulators and 1 misc item found during Line patrol	Complete	Jan-10	
			Perform accelerated circuit reliability assessment of three phase- No Priority 1 findings	Complete	Apr-10	
			Perform accelerated circuit reliability assessment of mainline- No Priority 1 findings	Complete	Apr-10	
			Forestry to perform on cycle comprehensive circuit Tree Trim in 2010	Complete	Dec-10	
			Perform SAIFI analysis initiative study	Complete	Jan-11	
			Engineering and Forestry Perform mainline vegetation assessment	Complete	Jan-11	
			Perform accelerated circuit reliability assessment of three phase - No Priority 1 Findings	Complete	Mar-11	
			Perform accelerated backbone assessment	Complete	Mar-11	
8	Swatara Hill	00763-2	Performance was primarily driven by vehicle accidents (40%), forced outages to ensure public safety (13%) and equipment failures (26%).			
			Accelerated circuit assessment 3 phase	Complete	Feb-10	
			Spot Trimming along Ridge Road	Complete	Dec-10	
			Replace Underground Cable along Bassler Drive, Rhodes Drive, Chestnut Rd and Koch Ln	Complete	Dec-10	
			Replace recloser along Steinruck Road	Complete	Jan-11	
			Correct 3 coordination issues	Complete	Mar-11	
			Perform accelerated backbone assessment	To be completed in 2011		
			Install additional disconnect switches	To be completed in 2011		
			Install fault indicators 4 locations	To be completed in 2011		

Met-Ed						
Rank	Substation	Circuit	Remedial Action Planned or Taken	Status of Remedial Work	Date Remedial Work Completed	Appeared in 4 of 6 Quarters
9	Birdsboro	00756-1	Performance driven by trees non-preventable (93%) three large outages occurred during a small storm June 24-25, 2010. There was an additional tree caused outage on Sept. 30, 2010 and two additional tree outages that occurred Feb 2-5, 2011(Ice Storm).			4Q 2009 1Q 2010 2Q 2010 3Q 2010 4Q 2010 1Q 2011
			Perform Fault Current Indicator Installation Engineering Study	Complete	Oct-09	
			Install Fault Current Indicators at six locations	Complete	Dec-09	
			Forestry to perform on cycle comprehensive circuit Tree Trimming	Complete	Jul-10	
			Upgrade T-12 Tie Recloser	Complete	Oct-10	
			Install Fault Indicators 1 add'l Mainline Location	Complete	Nov-10	
			Perform SAIFI analysis initiative study	Complete	Jan-11	
			Replace Mainline Tie-Switch (tree damaged)	Complete	Feb-11	
			Perform accelerated backbone assessment	Complete	Mar-11	
			Perform accelerated three phase assessment	Complete	Mar-11	
			Install Single Phase Electronic Sectionalizer	To be completed in 2011		
			Repair high priority items identified during circuit assessment	To be completed in 2011		
Forestry to perform off cycle patrol and trim	To be completed in 2011					
10	Fox Hill	00816-3	Performance was driven by equipment failure, non-preventable trees and vehicle accidents.			4Q 2009 2Q 2010 3Q 2010 4Q 2010 1Q 2011
			Study Additional Backbone Protection	Complete	Aug-09	
			Perform accelerated backbone assessment	Complete	Mar-10	
			Perform accelerated three phase assessment	Complete	Mar-10	
			Perform accelerated single phase assessment	Complete	Sep-10	
			Perform SAIFI analysis initiative study	Complete	Jan-11	
			Perform accelerated backbone and three phase assessment	Complete	Mar-11	
			Correct fuse miscoordinations identified during SAIFI analysis	To be completed in 2011		
			Install Fault indicators	To be completed in 2011		
			Study automation of sectionalizer on circuit	To be completed in 2011		
			Replace current limiting fuses on step transformers	To be completed in 2011		
			Forestry to perform off cycle patrol and trim	To be completed in 2011		
11	Shawnee	00895-3	Performance was driven by non-preventable trees, and equipment failure			4Q 2009 1Q 2010 4Q 2010 1Q 2011
			Install radio control communication equipment on existing automation	Complete	Aug-09	
			Main Line Back Bone protection (lateral fusing)	Complete	Nov-09	
			Perform accelerated three phase and backbone assessment	Complete	Jan-10	
			Install Fault Indicators	Complete	Apr-10	
			Perform SAIFI analysis initiative study	Complete	Jan-11	
			Perform accelerated three phase and backbone assessment	Complete	Mar-11	
			Replace current limiting fuses on step transformers	To be completed in 2011		
Operate and maintain circuit tie switches	To be completed in 2011					

Met-Ed						
Rank	Substation	Circuit	Remedial Action Planned or Taken	Status of Remedial Work	Date Remedial Work Completed	Appeared in 4 of 6 Quarters
12	No Bangor	00826-3	Performance was driven by non-preventable trees and equipment failure.			4Q 2009 1Q 2010 2Q 2010 3Q 2010 4Q 2010 1Q 2011
			Perform accelerated backbone assessment	Complete	Mar-10	
			Perform accelerated three phase assessment	Complete	Mar-10	
			Forestry to perform on cycle comprehensive circuit Tree Trimming	Complete	Jun-10	
			Perform SAIFI analysis initiative study	Complete	Jan-11	
			Perform accelerated backbone and three phase assessment	Complete	Feb-11	
			Perform in depth inspection of backbone fuses	Complete	Apr-11	
			Operate and maintain circuit tie switches	To be completed in 2011		
			Replace current limiting fuses on step transformers	To be completed in 2011		
			Install new electronic recloser	To be completed in 2011		
13	Bath	00873-3	Performance was driven by non-preventable trees, equipment failure and vehicle accidents.			4Q 2009 3Q 2010 4Q 2010 1Q 2011
			Study Downtown Bath Sectionalization	Complete	Jul-09	
			Study Bath Substation Automation	Complete	Jul-09	
			Perform accelerated three phase assessment	Complete	Jan-10	
			Forestry to perform on cycle comprehensive circuit Tree Trimming	Complete	Mar-10	
			Perform accelerated backbone assessment	Complete	Jul-10	
			Perform accelerated single phase assessment	Complete	Sep-10	
			Repair critical items identified from circuit patrol	Complete	Sep-10	
			Install additional backbone fusing and faulted circuit indicators	Complete	Dec-10	
			Perform SAIFI analysis initiative study	Complete	Jan-11	
			Perform accelerated backbone and three phase assessment	Complete	Mar-11	
			Correct fuse miscoordinations identified during SAIFI analysis	To be completed in 2011		
			Replace current limiting fuses on step transformers	To be completed in 2011		
			Install new electronic recloser	To be completed in 2011		
Install remote control on Bath substation recloser	To be completed in 2011					
14	No Bangor	00813-3	Performance driven by non-preventable trees, equipment failure and vehicle accidents.			
			Perform accelerated backbone assessment	Complete	Apr-10	
			Perform accelerated three phase assessment	Complete	Apr-10	
			Perform accelerated backbone and three phase assessment	Complete	Apr-11	
			Perform in depth inspection of backbone fuses	Complete	Apr-11	
Forestry to perform on cycle comprehensive circuit Tree Trimming	To be completed in 2011					

Met-Ed						
Rank	Substation	Circuit	Remedial Action Planned or Taken	Status of Remedial Work	Date Remedial Work Completed	Appeared in 4 of 6 Quarters
15	Ortanna	00764-4	Performance driven by two August 2010 mainline vehicle pole contacts as cause at 52% of circuit minutes and a crimp failure on 12/12/10 at 15% of circuit minutes.			
			Replaced 2 poles, 2 crossarms, 15 insulators and 3 cutouts found during line patrol	Complete	Jan-10	
			Install animal guard 3 locations	Complete	Jun-10	
			Perform accelerated circuit reliability assessment of three phase	Complete	Sep-10	
			Perform accelerated circuit reliability assessment of mainline	Complete	Sep-10	
			Perform accelerated backbone assessment	To be completed in 2011		
			Forestry to perform on cycle comprehensive circuit Tree Trim in 2011	To be completed in 2011		
16	Annville	00742-2	Performance was primarily driven by tree caused outages (27%) and wind damage (50%).			2Q 2010 3Q 2010 4Q 2010 1Q 2011
			Accelerated circuit assessment 3 phase	Complete	May-10	
			Post storm assessment due to excessive damage	Complete	Jun-10	
			Install GOAB to sectionalize	Complete	Sep-10	
			Perform accelerated backbone assessment	Complete	Mar-11	
			Install Fault Indicators on 3 phase 6 locations	To be completed in 2011		
			Comprehensive Tree Trimming	To be completed in 2011		
17	Grantville	00721-2	Performance was primarily driven by a vehicle accident (13%) and the damage done by the June 24, 2010 wind storm (82.5%).			2Q 2010 3Q 2010 4Q 2010 1Q 2011
			Install New Recloser and remove existing recloser	Complete	Aug-10	
			Accelerated circuit assessment 3 phase	Complete	Aug-10	
			Replace insulator on 3 phase backbone	Complete	Aug-10	
			Replace blown arrestor on 3 phase backbone	Complete	Nov-10	
			Replace failing crossarm on 3 phase backbone	To be completed in 2011		
			Perform accelerated backbone assessment	To be completed in 2011		
			Replace insulator on 3 phase backbone	To be completed in 2011		
Correct 4 coordination issues	To be completed in 2012					
18	North Cornwall	00610-2	Performance was driven by equipment failures (41%), tree damage (24%) and conductor failure (13%).			2Q 2010 3Q 2010 4Q 2010 1Q 2011
			Accelerated circuit assessment 3 phase	Complete	Jun-10	
			Install Mainline 3 phase switch	Complete	Sep-10	
			Replace solids with fuses and move 4 spans upstream	Complete	Sep-10	
			Replace arrestors 2 locations on 3 phase backbone	Complete	Mar-11	
			Perform accelerated backbone assessment	To be completed in 2011		
			Forestry to perform off cycle patrol and trim	To be completed in 2011		

Met-Ed						
Rank	Substation	Circuit	Remedial Action Planned or Taken	Status of Remedial Work	Date Remedial Work Completed	Appeared in 4 of 6 Quarters
19	Hill	00737-4	Performance driven by non-preventable tree caused outages (93% of minutes).			
			Perform accelerated backbone assessment	Complete	Oct-09	
			Perform Accelerated backbone and three phase assessment	Complete	May-10	
			Install additional Fault indicators	Complete	Feb-11	
			Forestry to perform spot assessment of tree prone outage area	Complete	Mar-11	
			Forestry to perform follow-up tree work as result of spot assessment	Complete	Mar-11	
			Install sectionalizer	To be completed in 2011		
			Install an additional recloser to protect the circuit 3 phase	To be completed in 2011		
			Perform accelerated backbone assessment	To be completed in 2011		
			Forestry to perform on cycle comprehensive circuit Tree Trimming	To be completed in 2012		
20	Yorkana	00708-4	Performance driven by a wind storm that caused non-preventable tree outages (43% of minutes).			1Q 2010 2Q 2010 3Q 2010 4Q 2010 1Q 2011
			Crossarm and arrestor repairs	Complete	Jul-09	
			Installed additional Fault Indicators	Complete	Dec-09	
			Perform Accelerated circuit three phase backbone assessment after wind storm	Complete	Feb-10	
			Perform accelerated assessment on the circuit backbone and 3 phase of the circuit after a major hail storm	Complete	May-10	
			Perform thermal scan of the circuit three phase backbone	Complete	Aug-10	
			Repair critical items identified from backbone assessment after wind storm	Complete	Dec-10	
			Perform SAIFI analysis initiative study	Complete	Jan-11	
			Perform accelerated backbone assessment	Complete	Feb-11	
			Replaced damaged recloser found during repair of hot spot identified from thermal scan	Complete	Mar-11	
21	Shawnee	00860-3	Performance driven by insulator equipment failure (fuses and CLF's) and non-preventable trees and animals.			1Q 2010 2Q 2010 3Q 2010 4Q 2010 1Q 2011
			Perform accelerated three phase assessment	Complete	Jan-10	
			Repair items identified from three phase assessment	Complete	Feb-10	
			Install radio control communication equipment on sectionalizer	Complete	Jul-10	
			Perform fuse and coordination study	Complete	Sep-10	
			Perform accelerated backbone and three phase assessment	Complete	Mar-11	
			Install Fault Indicators	To be completed in 2011		
			Replace current limiting fuses on step transformers	To be completed in 2011		
			Operate and maintain circuit tie switches	To be completed in 2011		
			Repair critical items identified from circuit patrol	To be completed in 2011		

Met-Ed						
Rank	Substation	Circuit	Remedial Action Planned or Taken	Status of Remedial Work	Date Remedial Work Completed	Appeared in 4 of 6 Quarters
22	Flying Hills	00777-1	Performance driven by trees non-preventable, four large outages occurred during a small storm June 24-25, 2010, two additional tree outages on May 8-12th 2010, five lengthy outages during the February 2, 2011 Ice Storm and a large UG outage on February 22, 2011 due to UG Cable Issues.			2Q 2010 3Q 2010 4Q 2010 1Q 2011
			Install Additional Tap Fuses	Complete	Dec-09	
			Upgrade Fuses to Improve Tie Capability	Complete	Dec-09	
			Install Additional Mainline Disconnects	Complete	Dec-09	
			Crossarm Brace/Ground/Guy Wire Repairs	Complete	Dec-09	
			Perform accelerated backbone assessment	Complete	Apr-10	
			Perform accelerated three phase assessment	Complete	Apr-10	
			Perform accelerated backbone assessment	Complete	Feb-11	
			Perform accelerated three phase assessment	Complete	Feb-11	
			Install Fault Indicators 9 Locations	To be completed in 2011		
			Forestry to perform off cycle patrol and trim	To be completed in 2011		
Forestry to perform on cycle comprehensive circuit Tree Trim in 2012	To be completed in 2012					
23	Toina	00793-4	Circuit performance was driven by non-preventable tree cause outages (59% of minutes)			
			Perform accelerated backbone and three phase assessment after storm	Complete	Aug-09	
			Perform accelerated backbone and three phase assessment	Complete	Aug-10	
			Perform accelerated assessment on the circuit backbone and 3 phase of the circuit after a wind storm	Complete	Oct-10	
			Repair 2 condition items identified during Circuit assessment	Complete	Feb-11	
			Perform accelerated backbone assessment	Complete	Feb-11	
			Forestry to perform on cycle comprehensive circuit Tree Trimming	To be completed in 2011		
			Install two reclosers to protect the circuit backbone.	To be completed in 2011		
24	Barto	00705-1	Performance driven by trees non preventable during two small storms and the Feb 2, 2011 ice storm. In addition, 10% of circuit minutes were derived from circuit breaker failure.			1Q 2010 2Q 2010 3Q 2010 4Q 2010 1Q 2011
			Install Main-line Tap fuses	Complete	Jul-09	
			Perform Fault Current Indicator Installation Engineering Study	Complete	Mar-10	
			Install Fault Current Indicators at seven locations	Complete	May-10	
			Perform SAIFI analysis initiative study	Complete	Jan-11	
			Replace overloaded fuse with a single phase recloser, upgrade a fuse downstream of this location/ install fault indicators	Complete	Mar-11	
			Install Fault indicators on a heavily wooded section downstream of the new single phase recloser as 3 locations	Complete	Mar-11	
			Perform accelerated backbone assessment	Complete	Mar-11	
			Perform accelerated three phase assessment	Complete	Mar-11	
			Install 2 additional New mainline 3 phase reclosers	To be completed in 2011		
			Install additional fusing 3 single phase locations	To be completed in 2011		
			Forestry to perform off cycle patrol and trim	To be completed in 2011		

Met-Ed						
Rank	Substation	Circuit	Remedial Action Planned or Taken	Status of Remedial Work	Date Remedial Work Completed	Appeared in 4 of 6 Quarters
25	Campbelltown	00731-2	<i>Performance was primarily driven by tree caused outages, wind damage and UG cable failures (11.5%).</i>			1Q 2010 2Q 2010 3Q 2010 4Q 2010 1Q 2011
			Forestry to perform mid-cycle assessment of 3-phase backbone	Complete	Dec-09	
			Replace UG cable along Gentry Drive	Complete	Jan-10	
			Accelerated circuit assessment 3 phase	Complete	May-10	
			Post storm assessment due to excessive damage	Complete	Jun-10	
			Forestry to perform mid-cycle assessment of remaining 3-phase	Complete	Sep-10	
			Perform accelerated backbone assessment	Complete	Mar-11	
			Perform SAIFI analysis initiative study	Complete	Feb-11	
			Install Fault Indicators on 3 phase 6 locations	To be completed in 2011		
			Trim locations identified in forestry review	To be completed in 2011		
			Repair high priority items identified during circuit assessment	To be completed in 2012		
26	N Hanover	00514-4	<i>Performance driven by the June 4 wind storm as cause of 79% of circuit minutes, which felled 7 poles; and 16% of circuit minutes from trees as cause during 7/19/10 storms.</i>			2Q 2010 3Q 2010 4Q 2010 1Q 2011
			Perform accelerated circuit reliability assessment of mainline - No Priority 1 Findings	Complete	Oct-09	
			Findings	Complete	Dec-09	
			Findings	Complete	Jul-10	
			Perform accelerated circuit reliability assessment of mainline - No Priority 1 Findings	Complete	Jul-10	
			Replace 1 chipped cutout found during Line patrol	Complete	Mar-10	
			Forestry perform off cycle three phase vegetative patrol	Complete	Jan-11	
			Perform accelerated backbone assessment	To be completed in 2011		
Forestry to perform on cycle comprehensive circuit Tree Trim in 2012	To be completed in 2012					
27	Ringin Rocks	00708-1	<i>Performance driven by trees non-preventable (60%) and equipment problems (37%).</i>			
			Crossarm and arrestor repairs	Complete	Jul-09	
			Comprehensive Tree Trimming	Complete	Jul-09	
			Perform accelerated backbone assessment.	Complete	Mar-10	
			Perform accelerated three phase assessment.	Complete	Mar-10	
			Install Mainline Fault Finders 4 Locations	Complete	Sep-11	
			Install add'l fusing 2 locations	Complete	Nov-11	
			Perform accelerated backbone assessment.	To be completed in 2011		
Perform accelerated three phase assessment.	To be completed in 2011					

Met-Ed						
Rank	Substation	Circuit	Remedial Action Planned or Taken	Status of Remedial Work	Date Remedial Work Completed	Appeared in 4 of 6 Quarters
28	Birchwood	00624-3	Performance was driven by line failure and non-preventable trees. 57% of circuit minutes due to line failure during storm on 12/27/10 and cold load pickup during restoration.			
			Perform accelerated backbone assessment	To be completed in 2011		
			Study phase balancing to relieve unbalance during cold load pickup	To be completed in 2011		
29	Newberry	00576-4	Performance driven by non-preventable tree caused outages.			4Q 2009 1Q 2010 2Q 2010 3Q 2010 4Q 2010 1Q 2011
			Perform line patrol of high line failure area of the circuit	Complete	Dec-09	
			Repair critical items identified from the Backbone Assessment	Complete	Dec-09	
			Perform accelerated assessment on the circuit backbone and 3 phase of the circuit	Complete	Feb-10	
			Forestry to perform on cycle comprehensive circuit Tree Trimming	Complete	Mar-10	
			Perform accelerated assessment on the circuit backbone, 3 phases of the circuit and a portion of the single phase	Complete	Jun-10	
			Perform accelerated circuit single phase assessment	Complete	Jul-10	
			Perform accelerated assessment on the circuit backbone and 3 phase of the circuit after a wind storm	Complete	Oct-10	
			Install additional Fault Indicators on the circuit	Complete	Nov-10	
			Perform accelerated backbone assessment	Complete	Mar-11	
30	Bernville	00786-1	Performance driven by equipment and line problems, animal, CPA, lightning and tree caused outages.			4Q 2009 2Q 2010 4Q 2010 1Q 2011
			Perform accelerated three phase and backbone assessment	Complete	Oct-09	
			Guy Wire Repairs	Complete	Dec-09	
			Comprehensive Tree Trimming	Complete	Dec-09	
			Install Fault Indicators at existing main-line Switch	Complete	Feb-10	
			Perform accelerated backbone assessment	Complete	Mar-10	
			Perform accelerated three phase assessment	Complete	Mar-10	
			Replace 1 mainline 3 phase recloser and move it to a more effective location	To be completed in 2011		
			Install 1 Additional New Mainline 3 phase recloser	To be completed in 2011		
			Install 3PH mainline fault indicators 2 locations	To be completed in 2011		
Perform accelerated backbone assessment	To be completed in 2011					

Met-Ed						
Rank	Substation	Circuit	Remedial Action Planned or Taken	Status of Remedial Work	Date Remedial Work Completed	Appeared in 4 of 6 Quarters
31	Bern Church	00789-1	Performance driven by CPA, animal caused outage, UG problems and tree caused outages.			
			Perform accelerated three phase and backbone assessment	Complete	Apr-09	
			UG Cable Replacement Sunny Slopes	Complete	Aug-09	
			Install OH Fault indicators at two locations	Complete	Mar-10	
			Guy Wire Repairs at three locations	To be completed in 2011		
			Perform accelerated backbone assessment.	To be completed in 2011		
			Perform accelerated three phase assessment.	To be completed in 2011		
			Install OH Fault indicators at a three phase sectionalizing location.	To be completed in 2011		
			Forestry to perform on cycle comprehensive circuit Tree Trimming	To be completed in 2011		
32	Straban	00676-4	Performance driven by trees at 47% of circuit minutes; in the 9/22/10 storm at 29% of circuit minutes and an animal contact in a three phase bank on 10/17/10 for 22% of circuit minutes			
			Forestry to perform on cycle comprehensive circuit tree trim in 2009	Complete	Nov-09	
			Perform normal circuit reliability assessment of mainline	Complete	Jul-10	
			Perform normal circuit reliability assessment of three phase	Complete	Jul-10	
			Replaced 1 crossarm	Complete	Mar-10	
			Perform accelerated backbone assessment	To be completed in 2011		
33	Hill	00735-4	Performance driven by non-preventable tree cause outages (90% of minutes).			
			Perform accelerated backbone assessment	Complete	Oct-09	
			Perform Accelerated backbone and three phase assessment	Complete	May-10	
			Forestry to perform spot assessment of tree prone outage area	Complete	Mar-11	
			Install additional Fault indicators	To be completed in 2011		
			Perform accelerated backbone assessment	To be completed in 2011		
			Install an additional recloser to protect the circuit 3 phase	To be completed in 2012		
			Forestry to perform on cycle comprehensive circuit Tree Trimming	To be completed in 2012		

Met-Ed						
Rank	Substation	Circuit	Remedial Action Planned or Taken	Status of Remedial Work	Date Remedial Work Completed	Appeared in 4 of 6 Quarters
34	Yorkana	00715-4	Performance driven by non-preventable tree caused outages and equipment problems.			4Q 2009 1Q 2010 2Q 2010 3Q 2010 4Q 2010 1Q 2011
			Repair critical items identified from Comprehensive Circuit Patrol	Complete	Sep-09	
			Install 5 additional sectionalizing switches	Complete	Nov-09	
			Perform accelerated assessment on the 3 phases of the circuit	Complete	Nov-09	
			Repair critical items identified from backbone assessment	Complete	Dec-09	
			Perform removal of danger trees	Complete	Dec-09	
			Install additional fuses to protect the circuit backbone	Complete	Dec-09	
			Perform danger tree removal on the tree problem areas of the circuit	Complete	Dec-09	
			Installed additional Fault Indicators	Complete	Dec-09	
			Perform Accelerated assessment on the circuit backbone including all three and single phases of the circuit after a major hail storm.	Complete	May-10	
			Perform accelerated circuit three phase backbone assessment and record the locations of all splices	Complete	Jul-10	
			Install three radio controlled switches with fault indicators	Complete	Aug-10	
			Perform thermal scan of all splices on the circuit three phase backbone	Complete	Aug-10	
			Perform SAIFI analysis initiative study	Complete	Jan-11	
			Perform accelerated backbone assessment	Complete	Feb-11	
Forestry to perform off cycle patrol and trim	Complete	Mar-11				
35	No Bangor	00838-3	Performance was driven by non-preventable trees, equipment failure and vehicle accidents			
			Perform accelerated assessment on the circuit backbone and 3phase of the circuit	Complete	Feb-11	
			Forestry to perform on cycle comprehensive circuit tree trimming	To be completed in 2011		
36	Roundtop	00583-4	Performance driven by two failures of the 336 AASP (spacer construction) mainline at 84% of circuit minutes; 77% of circuit minutes from the 6/27/10 failure.			
			Replaced 1 pole, 3 crossarms, and 2 miscellaneous items	Complete	Sep-09	
			Installed fault indicators 6 locations	Complete	Aug-10	
			Replaced 3 poles, 5 insulators, 2 arrestors, 3 crossarms, and 5 miscellaneous items	Complete	Nov-11	
			Perform detailed circuit reliability assessment of backbone	Complete	Mar-11	
Perform detailed circuit reliability assessment of 3 phase	Complete	Mar-11				
37	Clearfield	00631-3	Performance was driven by a loss of supply and a vehicle accident.			
			Perform accelerated assessment on the circuit backbone	To be completed in 2011		

Met-Ed						
Rank	Substation	Circuit	Remedial Action Planned or Taken	Status of Remedial Work	Date Remedial Work Completed	Appeared in 4 of 6 Quarters
	19th and Cotton	00153-1	Performance driven by switch failure (89% of the minutes) and an animal caused substation outage.			4Q 2009 1Q 2010 2Q 2010 3Q 2010
			Perform accelerated three phase and backbone assessment	Complete	Dec-09	
			Replace Switch T1-156 w/ 600 A Disc.	Complete	Jan-10	
			Replace Switch T3-153 w/ 600 A Disc.	Complete	Jan-10	
			Replace Switch 15336 w/ 600 A Disc.	Complete	Jan-10	
			Replace Switch T1-153 w/ 600 A Disc.	Complete	Jan-10	
			Replace Switches 13629 & 13659 w/ 600 A Disc.	Complete	Jan-10	
			Installed Animal Guard on Substation Equipment	Complete	Jul-10	
			Install Fuse Bypass Switch	Complete	Nov-10	
			Perform accelerated backbone assessment	To be completed in 2011		
			Install Mainline Fault Indicators 4 Locations	To be completed in 2011		
	Newberry	00586-4	Performance driven by a vehicle caused outage during a wind storm (72% of minutes).			1Q 2010 2Q 2010 3Q 2010 4Q 2010
			Perform accelerated assessment on the circuit backbone	Complete	Oct-09	
			Perform accelerated assessment on the circuit backbone and 3 phase of the circuit	Complete	Feb-10	
			Perform accelerated assessment on the circuit backbone and 3 phase of the circuit.	Complete	Jun-10	
			Forestry to perform on cycle comprehensive circuit Tree Trimming	Complete	Jun-10	
			Perform accelerated backbone assessment	To be completed in 2011		
	Install fault indicators on the circuit three phase backbone.	To be completed in 2011				
	Barto	00706-1	Performance driven by trees non-preventable and recloser outages caused by a cap bank problem and a pole fire			4Q 2009 1Q 2010 2Q 2010 4Q 2010
			Install Main-line Tap fuses	Complete	Jun-09	
			Crossarm, insulator and arrestor repairs	Complete	Feb-10	
			Perform accelerated backbone assessment	Complete	Mar-10	
			Perform accelerated three phase assessment	Complete	Mar-10	
			Perform Fault Current Indicator Installation Engineering Study	Complete	Mar-10	
			Install Fault Current Indicators at ten locations	Complete	May-10	
			Perform accelerated backbone assessment	Complete	Feb-11	

Met-Ed						
Rank	Substation	Circuit	Remedial Action Planned or Taken	Status of Remedial Work	Date Remedial Work Completed	Appeared in 4 of 6 Quarters
	Pleasureville	00710-4	Performance driven by a one vehicle contact caused outage (66% of minutes).			1Q 2010 2Q 2010 3Q 2010 4Q 2010
			Perform accelerated assessment on the circuit backbone	Complete	Oct-09	
			Perform accelerated assessment on the 3 phases of the circuit	Complete	Dec-09	
			Perform accelerated assessment on the circuit backbone and 3 phases of the circuit	Complete	Jul-10	
			Forestry to perform on cycle comprehensive circuit Tree Trimming	Complete	Dec-10	
			Install fault indicators on the circuit three phase backbone.	Complete	Dec-10	
			Install additional fuses to protect the circuit backbone	To be completed in 2011		
			Perform accelerated backbone assessment	To be completed in 2011		
	North Lebanon	00712-2	Performance was primarily driven by tree caused outages, UG conductor failures and a recloser failure.			4Q 2009 1Q 2010 2Q 2010 3Q 2010
			Comprehensive Tree Trimming	Complete	Nov-09	
			Accelerated circuit assessment 3 phase	Complete	Apr-10	
			Reconfigure Circuit/Minimize Exposure	Complete	Apr-10	
			Install fuses 4 locations	Complete	Sep-10	
			Perform SAIFI analysis initiative study	Complete	Feb-11	
			Perform accelerated backbone assessment	Complete	Mar-11	
			Install additional mainline switch	To be completed in 2011		
	Repair high priority items identified during circuit assessment	To be completed in 2012				
	Annville	00743-2	Performance was primarily driven by tree caused outages and cutout failures			4Q 2009 1Q 2010 2Q 2010 3Q 2010
			Accelerated circuit assessment 3 phase	Complete	May-10	
			Post storm assessment due to excessive damage	Complete	Jun-10	
			Forestry Patrol of Backbone and all of Three-Phase along Lancaster Ave	Complete	Oct-10	
			Install additional disconnect switches	Complete	Mar-11	
			Perform accelerated backbone assessment	To be completed in 2011		
	Windsor	00795-4	Circuit performance was driven by storm events (94% of minutes)			1Q 2010 2Q 2010 3Q 2010 4Q 2010
			Perform Accelerated circuit three phase backbone assessment	Complete	Oct-09	
			Install additional fuses to protect the circuit backbone	Complete	Dec-09	
			Perform Accelerated circuit three phase backbone assessment after wind storm	Complete	Jul-10	
			Investigate additional Fault Indicators	Complete	Jul-10	
			Install additional Fault Indicators	Complete	Aug-10	
			Perform accelerated assessment on the circuit backbone and 3 phase of the circuit after a wind storm	Complete	Oct-10	
			Perform Accelerated circuit three phase backbone assessment after wind storm	Complete	Feb-11	
			Perform accelerated backbone assessment	Complete	Feb-11	
	Forestry to perform on cycle comprehensive circuit Tree Trimming	To be completed in 2012				

Blank Page

**BEFORE THE
PENNSYLVANIA PUBLIC UTILITY COMMISSION**

**Joint 1st Quarter 2011 Reliability Report :
Public Version – Pennsylvania Power :
Company, Pennsylvania Electric Company :
and Metropolitan Edison Company - :
Pursuant to 52 Pa. Code § 57.195(d) and (e) :**

RECEIVED

APR 29 2011

PA PUBLIC UTILITY COMMISSION
SECRETARY'S BUREAU

CERTIFICATE OF SERVICE

I hereby certify that I have this day served a true and correct copy of the foregoing document upon the individuals listed below, in accordance with the requirements of 52 Pa. Code § 1.54 (relating to service by a participant).

Service by overnight United Parcel Service, as follows:

Rosemary Chiavetta, Secretary
Pennsylvania Public Utility Commission
Commonwealth Keystone Building
400 North Street, 2nd Floor
Harrisburg, PA 17120

Service by overnight United Parcel Service and by electronic mail, as follows:

Irwin Popowsky, Esq.
Tanya McCloskey, Esq.
Office of Consumer Advocate
5th Floor Forum Place
555 Walnut Street
Harrisburg, PA 17101
spopowsky@paoca.org
tmccloskey@paoca.org

William R. Lloyd, Esq.
Daniel Asmus, Esq.
Office of Small Business Advocate
300 North 2nd Street
Harrisburg, PA 17101
willoyd@state.pa.us
dasmus@state.pa.us

Service by electronic mail, as follows:

Darren Gill
Blaine Loper
Bureau of Conservation, Economics & Energy
Planning
Pennsylvania Public Utility Commission
dgill@state.pa.us
bloper@state.pa.us


Dan Searfoorce
Bureau of Fixed Utility Services
Pennsylvania Public Utility Commission
dsearfoorc@state.pa.us

Dated: April 30, 2010

Original Signed:

Lori B. Barman
FirstEnergy Service Company
76 S. Main Street
Akron, OH 44308
(330) 252-6380
lbarman@firstenergycorp.com

LORI B BARMAH
330-252-6380
FE SERVICE COMPANY
76 SOUTH MAIN
AKRON OH 44308




10.0 LBS LTR

1 OF 1

SHIP TO:

ROSEMARY CHIAVETTA, SECRETARY
7177727777
PENNSYLVANIA PUBLIC UTILITIES COMMI
COMMONWEALTH KEYSTONE BUILDING
400 NORTH STREET, 2ND FLOOR
HARRISBURG PA 17120




PA 171 9-20



UPS NEXT DAY AIR

TRACKING #: 1Z 475 886 01 9071 0805

1



BILLING: P/P

Trx Ref No.: 509119
Bill Lading: ARG00200176

XOL 11.01.24

NV45 15.0A 04/2011



TM